



Agenda _____ November 20th, 2012

T R E A S U R E R - T A X C O L L E C T O R

DONALD R. WHITE
TREASURER - TAX COLLECTOR

October 22, 2012

Board of Supervisors
County of Alameda
1221 Oak Street, 5th Floor
Oakland, CA 94612

Dear Board Members:

RE: Investment Report –September 2012

In accordance with the Treasurer's investment policy, submitted herewith is a report of the cash pool investments for the month of September 2012. Enclosed with this report is a detailed composition of all outstanding investments by securities category as of September 30, 2012 ⁽¹⁾. This report reflects market value and cost of purchase. All investments in the Treasurer's investment portfolio conform to the statutory requirements of Government Code Section 53601 et. seq., authorities delegated by the County Board of Supervisors and the Treasurer's investment policy.

As Of September 30, 2012

Treasurer's Cash and Pool Investments – Market Value	\$ 2,962,766,182
Treasurer's Cash and Pool Investments – Book Value ⁽²⁾	2,956,581,346
Average Daily Balance during the month	2,979,586,114
Total interest received during the month	490,311
Annualized cash basis rate of return for the month	0.201%

Total Securities Purchased During The Month

• In 6-month maturity	\$ 177,250,000
• In 12-month maturity	7,054,350
• In over12-month maturity	85,960,900
Total purchased	270,265,250

Total Activity During The Month

Securities matured	\$ 47,649,100
Securities called by issuers	41,379,833
Net collateralized money market bank accounts redeemed	26,000,000
Net money market funds purchased	15,000,000


Liquidity Summary Of The Portfolio As Of September 30, 2012 ⁽³⁾

Maturity	Amount	Percentage Held
1 to 90 days	\$ 1,060,211,499	35.86%
91 to 180 days	95,586,888	3.23%
181 to 365 days	211,420,024	7.15%
2 years	534,804,490	18.09%
3 years	581,543,165	19.67%
4 years	297,271,371	10.05%
5 years	175,743,908	5.94%
Total	2,956,581,346	100.00 %

On September 30, 2012 the average maturity of the portfolio was 17.33 months (532 days). The portfolio is allowed by policy to maintain an average maturity of 24 months. Based on investment activity during the month of September 2012, the Treasurer expects to meet all operating cash needs for the pool participants within the next six months from the portfolio's most liquid assets and current revenues.

For your review, details of daily investment transactions during the month of September 2012 are on file with this report in the Office of the Clerk of the Board of Supervisors.

Very truly yours,



Donald R. White
Treasurer-Tax Collector

Attachment 1
Attachment 2
Attachment 3

cc: Patrick O'Connell, Auditor-Controller
Susan Muranishi, County Administrator
School District Participants
Special District Participants
Treasury Oversight Committee

ALAMEDA COUNTY

Attachment 1

COMPOSITION OF TREASURER'S INVESTMENT POOL BY CATEGORY

September 30, 2012

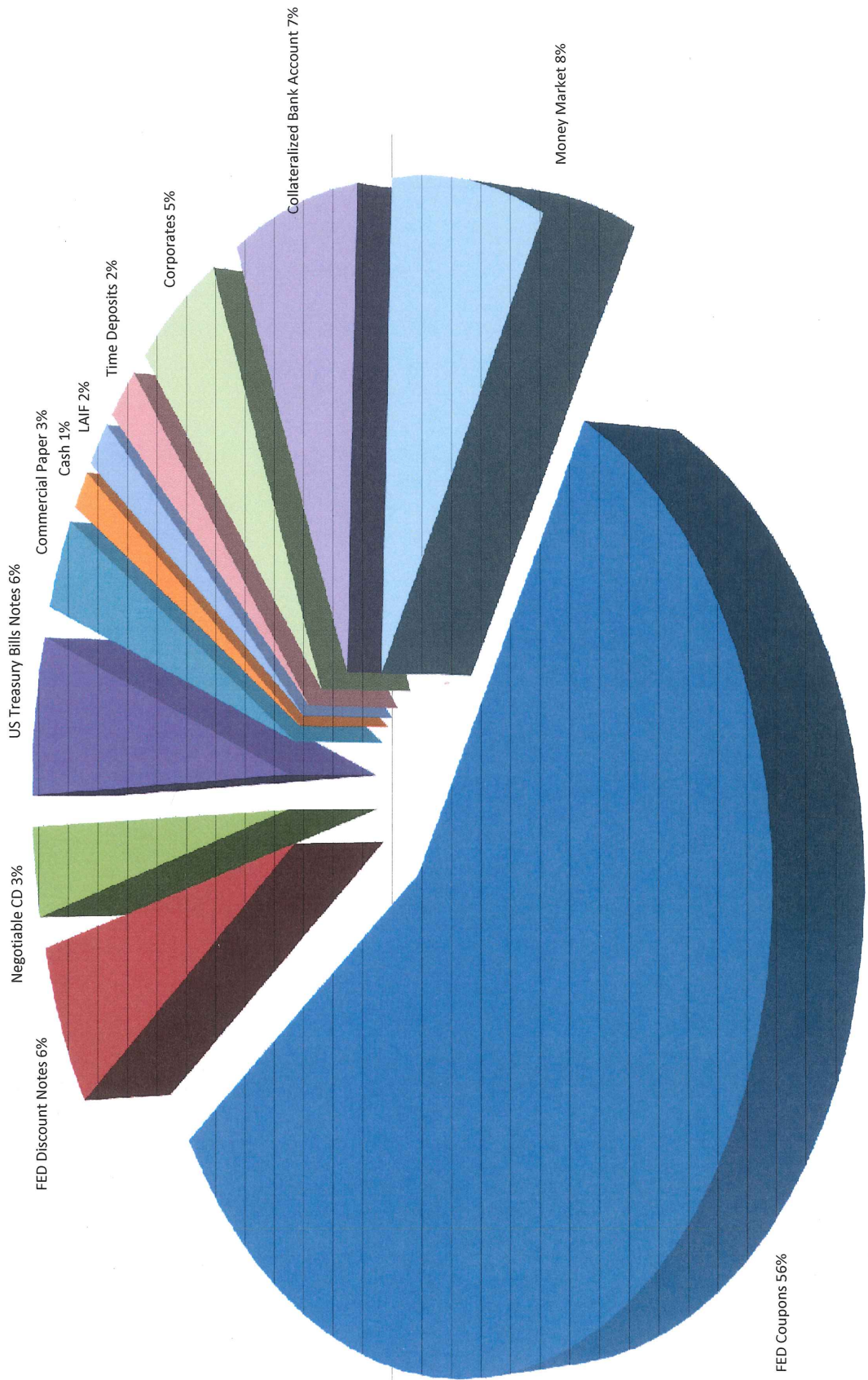
Securities	Book Value	Market Value	Percentage Held	Percentage Allowed by Section 53601 - Investment Policy
LAIF	\$ 50,000,000	\$ 50,044,648	1.69%	N.A.
Certificate of Deposit	\$ 58,000,000	\$ 58,032,816	1.96%	no limit
Money Market Funds	\$ 231,000,000	\$ 231,018,629	7.80%	20%
Collateralized Money Market Bank A/C	\$ 205,000,000	\$ 205,042,847	6.92%	N.A.
Commercial paper	\$ 99,868,098	\$ 100,004,861	3.38%	25%
Federal Agency Notes & Bonds	\$ 1,669,453,878	\$ 1,673,879,423	56.50%	no limit
Federal Agency Discount Notes	\$ 179,869,168	\$ 180,073,958	6.08%	no limit
Negotiable CD	\$ 100,000,000	\$ 100,072,062	3.38%	30%
Medium term Notes	\$ 146,135,764	\$ 147,189,457	4.97%	30%
Treasury Securities - Coupon	\$ 100,220,268	\$ 100,262,023	3.38%	no limit
Treasury Securities - Discount	\$ 74,896,322	\$ 75,007,610	2.53%	no limit
Total Investments	\$ 2,914,443,497	\$ 2,920,628,334	98.58%	
Cash in Bank and on Hand	\$ 42,137,848	\$ 42,137,848	1.42%	
Total Treasurer's Pool	\$ 2,956,581,346	\$ 2,962,766,182	100.00%	

Footnotes:

Of the total cash and investment holdings listed above \$1,060,211,499 or 35.86% consisted of cash and investments maturing within three months of this report.

Alameda County Summary of Treasurer's Investment Pool By Major Categories

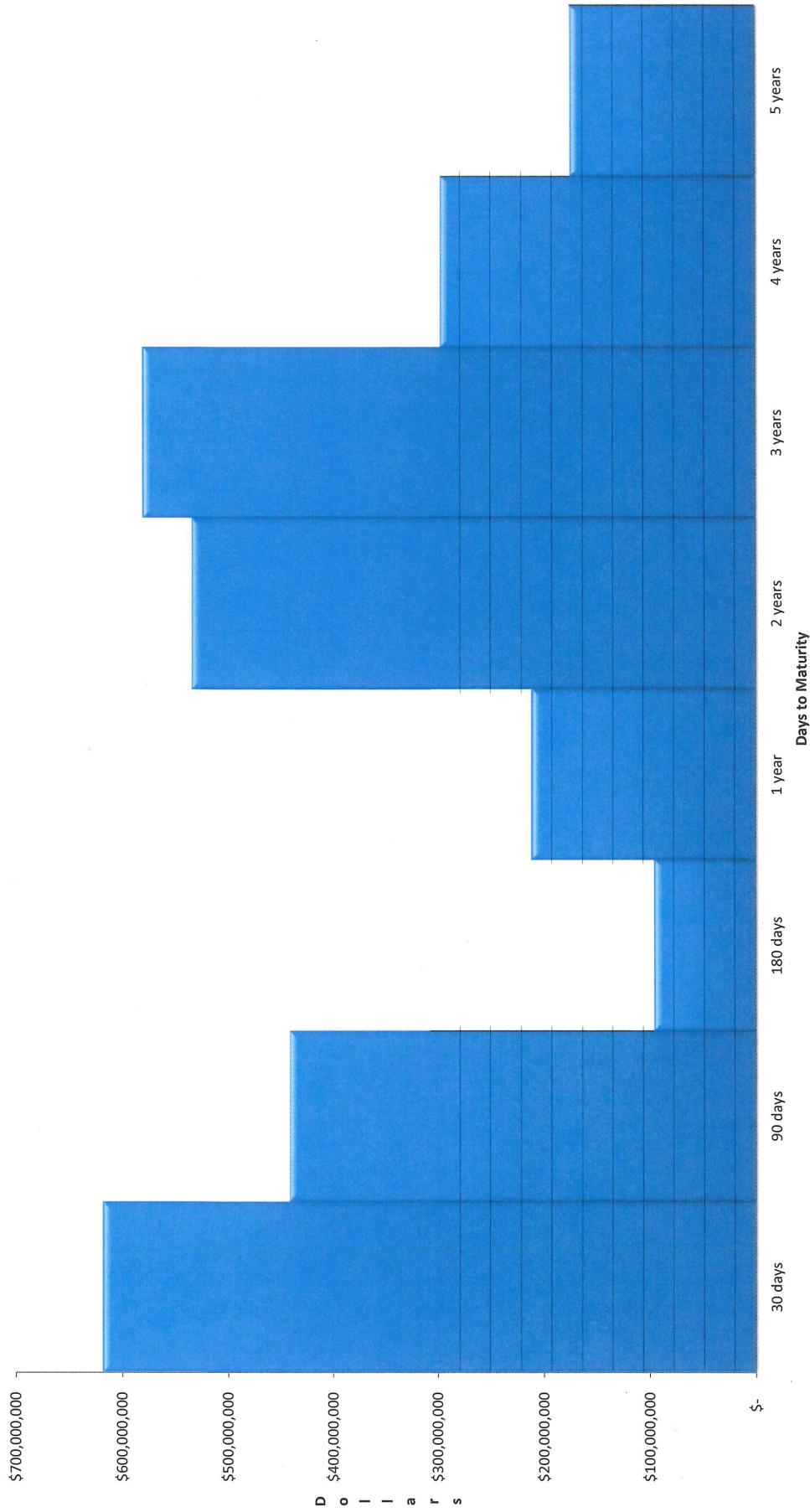
September 30, 2012



**Alameda County
Summary of Treasurer's Investments By Maturity**

Attachment 3

September 30, 2012



D
o
l
l
a
r
s

Portfolio Management
Portfolio Summary
September 30, 2012

Investments	Par Value	Book Value	% of Portfolio	Days to Maturity	YTM 360 Equiv.	YTM 365 Equiv.
Certificates of Deposit - Bank	\$ 58,000,000.00	\$ 58,000,000.00	1.99%	41	0.293	0.297
Commercial Paper - Discount	\$ 100,000,000.00	\$ 99,868,097.50	3.43%	74	0.249	0.252
Federal Agency Issues - Coupon	\$ 1,668,085,000.00	\$ 1,669,453,878.27	57.28%	809	0.629	0.638
Federal Agency Issues - Discount	\$ 180,000,000.00	\$ 179,869,168.16	6.17%	67	0.134	0.135
Local Agency Investment Funds	\$ 50,000,000.00	\$ 50,000,000.00	1.72%	1	0.358	0.363
Medium Term Notes	\$ 142,435,000.00	\$ 146,135,763.53	5.01%	758	0.918	0.931
Negotiable CD's - Bank - S & L	\$ 100,000,000.00	\$ 100,000,000.00	3.43%	443	0.288	0.291
Mutual Funds and Open Repo	\$ 231,000,000.00	\$ 231,000,000.00	7.93%	1	0.177	0.180
Treasury Securities - Coupon	\$ 100,000,000.00	\$ 100,220,267.79	3.44%	120	0.523	0.530
Treasury Securities - Discount	\$ 75,000,000.00	\$ 74,896,322.22	2.57%	159	0.142	0.144
Mutual Funds 2	\$ 205,000,000.00	\$ 205,000,000.00	7.03%	1	0.206	0.209
Total Investments & Averages	\$ 2,909,520,000.00	\$ 2,914,443,497.47	100.00%	532	0.495	0.502

**Alameda County Treasury
Portfolio Management
Investment Status Report - Investments
September 30, 2012**

CUSIP	Investment #	Issuer	Par Value	Stated Rate	Maturity Date	Purchase Date	YTM 360	YTM 365	Payment Dates	Accrued Interest At Purchase	Current Principal	Book Value
Certificates of Deposit - Bank												
SYS10500	10500	BAYCOM	250,000.00	0.550	07/10/2013	07/10/2012	0.550	0.558	08/14 - Quarterly		250,000.00	250,000.00
SYS10498	10498	COMBK	500,000.00	0.100	12/14/2012	12/11/2011	0.100	0.101	12/14 - Quarterly		500,000.00	500,000.00
SYS10499	10499	COMBK	500,000.00	0.100	12/14/2012	12/11/2011	0.100	0.101	12/14 - Quarterly		500,000.00	500,000.00
SYS10502	10502	EWEST	10,000,000.00	0.350	12/14/2012	09/05/2012	0.350	0.355	12/05 - Quarterly		10,000,000.00	10,000,000.00
SYS10491	10491	SUMMIT	500,000.00	0.450	03/02/2013	03/02/2012	0.450	0.456	03/31 - Quarterly		500,000.00	500,000.00
SYS10501	10501	TORREY	40,000,000.00	0.250	10/10/2012	07/12/2012	0.250	0.253	08/13 - Quarterly		40,000,000.00	40,000,000.00
SYS10503	10503	TORREY	1,000,000.00	0.200	12/04/2012	09/05/2012	0.200	0.203	12/04 - Final Pmt.		1,000,000.00	1,000,000.00
SYS10504	10504	TRIVAL	250,000.00	0.350	12/25/2012	09/24/2012	0.350	0.355	09/25 - Quarterly		250,000.00	250,000.00
SYS10495	10495	UB-LOC	5,000,000.00	0.550	04/19/2013	04/18/2012	0.550	0.558	04/19 - Quarterly		5,000,000.00	5,000,000.00
Certificates of Deposit - Bank Totals			58,000,000.00				0.293	0.297		0.00	58,000,000.00	58,000,000.00

Commercial Paper - Discount												
36959HME4	27248	GE	50,000,000.00	0.320	12/14/2012	05/04/2012	0.325	0.330	12/14 - At Maturity		49,900,444.50	49,900,444.50
89116EME0	27253	TORONT	50,000,000.00	0.170	12/14/2012	07/30/2012	0.172	0.175	12/14 - At Maturity		49,967,653.00	49,967,653.00
Commercial Paper - Discount Totals			100,000,000.00				0.249	0.252		0.00	99,868,097.50	99,868,097.50

Federal Agency Issues - Coupon												
13063BB50	32948	CALRAN	10,000,000.00	2.500	05/30/2013	08/23/2012	0.334	0.338	02/23 - 05/30		10,166,000.00	10,166,000.00
13063BB50	32949	CALRAN	10,000,000.00	2.500	05/30/2013	08/23/2012	0.334	0.338	02/23 - 05/30		10,166,000.00	10,166,000.00
13063BB50	32950	CALRAN	40,000,000.00	2.500	05/30/2013	08/23/2012	0.334	0.338	02/23 - 05/30		40,664,000.00	40,664,000.00
13063BB68	32951	CALRAN	5,000,000.00	2.500	06/20/2013	08/23/2012	0.427	0.433	02/23 - 06/20		5,085,050.00	5,085,050.00
13063BB68	32952	CALRAN	10,000,000.00	2.500	06/20/2013	08/23/2012	0.427	0.433	02/23 - 06/20		10,170,100.00	10,170,100.00
13063BB68	32953	CALRAN	5,000,000.00	2.500	06/20/2013	08/23/2012	0.427	0.433	02/23 - 06/20		5,085,050.00	5,085,050.00
13063BB68	32954	CALRAN	20,000,000.00	2.500	06/20/2013	08/23/2012	0.427	0.433	02/23 - 06/20		20,340,200.00	20,340,200.00
31331KF39	32728	FFCB	10,000,000.00	1.370	10/11/2016	10/11/2011	1.361	1.380	04/11 - 10/11		9,995,000.00	9,995,000.00
31331KF54	32729	FFCB	10,000,000.00	0.470	10/11/2013	10/11/2011	0.464	0.470	04/11 - 10/11		10,000,000.00	10,000,000.00
31331KF54	32730	FFCB	10,000,000.00	0.470	10/11/2013	10/11/2011	0.464	0.470	04/11 - 10/11		10,000,000.00	10,000,000.00
31331KF54	32731	FFCB	10,000,000.00	0.470	10/11/2013	10/11/2011	0.464	0.470	04/11 - 10/11		10,000,000.00	10,000,000.00
31331KF47	32734	FFCB	10,000,000.00	0.730	10/17/2014	10/17/2011	0.720	0.730	04/17 - 10/17		10,000,000.00	10,000,000.00
31331KF47	32735	FFCB	10,000,000.00	0.730	10/17/2014	10/17/2011	0.720	0.730	04/17 - 10/17		10,000,000.00	10,000,000.00
31331KK41	32745	FFCB	15,000,000.00	0.500	10/25/2013	10/25/2011	0.493	0.500	04/25 - 10/25		15,000,000.00	15,000,000.00
31331KK41	32746	FFCB	10,000,000.00	0.500	10/25/2013	10/25/2011	0.493	0.500	04/25 - 10/25		10,000,000.00	10,000,000.00
31331KK41	32747	FFCB	5,000,000.00	0.500	10/25/2013	10/25/2011	0.493	0.500	04/25 - 10/25		5,000,000.00	5,000,000.00
31331KL24	32748	FFCB	10,000,000.00	1.540	10/26/2016	10/26/2011	1.519	1.540	04/26 - 10/26		10,000,000.00	10,000,000.00
31331KB33	32749	FFCB	20,000,000.00	0.200	12/28/2012	10/26/2011	0.301	0.305	12/28 - 03/28	Received	19,990,600.00	19,990,600.00

**Alameda County Treasury
Portfolio Management
Investment Status Report - Investments
September 30, 2012**

CUSIP	Investment #	Issuer	Par Value	Stated Rate	Maturity Date	Purchase Date	YTM 360	YTM 365	Payment Dates	Accrued Interest At Purchase	Current Principal	Book Value
Federal Agency Issues - Coupon												
31331KN22	32754	FFCB	10,000,000.00	1.170	11/02/2015	11/02/2011	1.154	1.170	05/02 - 11/02		10,000,000.00	10,000,000.00
31331KK74	32755	FFCB	20,000,000.00	0.850	11/07/2014	11/07/2011	0.838	0.850	05/07 - 11/07		20,000,000.00	20,000,000.00
31331KK74	32756	FFCB	5,000,000.00	0.850	11/07/2014	11/07/2011	0.838	0.850	05/07 - 11/07		5,000,000.00	5,000,000.00
31331KT91	32768	FFCB	10,000,000.00	0.730	11/21/2014	11/28/2011	0.804	0.815	05/21 - 11/21	Received	9,975,000.00	9,975,000.00
31331KT91	32772	FFCB	10,000,000.00	0.730	11/21/2014	11/29/2011	0.793	0.804	05/21 - 11/21	Received	9,978,125.00	9,978,125.00
31331KY95	32775	FFCB	10,000,000.00	0.550	12/05/2013	12/05/2011	0.542	0.550	06/05 - 12/05		10,000,000.00	10,000,000.00
31331KY95	32776	FFCB	10,000,000.00	0.550	12/05/2013	12/05/2011	0.542	0.550	06/05 - 12/05		10,000,000.00	10,000,000.00
31331KZ99	32777	FFCB	5,000,000.00	0.550	12/05/2013	12/05/2011	0.542	0.550	06/05 - 12/05		5,000,000.00	5,000,000.00
31331KZ29	32778	FFCB	10,000,000.00	1.330	12/07/2015	12/07/2011	1.312	1.330	06/07 - 12/07		10,000,000.00	10,000,000.00
31331K2C3	32781	FFCB	10,000,000.00	0.890	12/12/2014	12/12/2011	0.878	0.890	06/12 - 12/12		10,000,000.00	10,000,000.00
31331K3C2	32786	FFCB	30,000,000.00	0.750	12/19/2014	12/19/2011	0.740	0.750	06/19 - 06/19		30,000,000.00	30,000,000.00
31331K3C2	32787	FFCB	10,000,000.00	0.750	12/19/2014	12/19/2011	0.740	0.750	06/19 - 12/19		10,000,000.00	10,000,000.00
31331K3D0	32788	FFCB	10,000,000.00	0.470	12/19/2013	12/19/2011	0.371	0.376	03/19 - Quarterly		10,000,000.00	10,000,000.00
31331K3X6	32790	FFCB	30,000,000.00	0.280	06/20/2013	12/20/2011	0.296	0.300	06/20 - 12/20		29,991,000.00	29,991,000.00
31331K4D9	32797	FFCB	12,000,000.00	0.470	12/27/2013	12/27/2011	0.464	0.470	06/27 - 12/27		12,000,000.00	12,000,000.00
31331K5G1	32807	FFCB	10,000,000.00	1.120	01/04/2016	01/04/2012	1.105	1.120	07/04 - 01/04		10,000,000.00	10,000,000.00
31331K5J5	32808	FFCB	5,000,000.00	0.770	01/09/2015	01/09/2012	0.768	0.778	07/09 - 01/09		4,998,750.00	4,998,750.00
31331K5J5	32809	FFCB	15,000,000.00	0.770	01/09/2015	01/09/2012	0.768	0.778	07/09 - 01/09		14,996,250.00	14,996,250.00
3133EAAQ1	32817	FFCB	20,000,000.00	0.430	04/25/2014	01/25/2012	0.487	0.494	04/25 - 07/25		19,996,000.00	19,996,000.00
3133EACD8	32824	FFCB	10,000,000.00	0.500	02/03/2015	02/03/2012	0.493	0.500	08/03 - 02/03		10,000,000.00	10,000,000.00
3133EACK2	32825	FFCB	10,000,000.00	0.400	08/07/2014	02/06/2012	0.394	0.400	08/06 - 02/06		10,000,000.00	10,000,000.00
3133EACK2	32826	FFCB	20,000,000.00	0.400	08/07/2014	02/06/2012	0.394	0.400	08/06 - 02/06		20,000,000.00	20,000,000.00
3133EACK2	32827	FFCB	10,000,000.00	0.400	08/07/2014	02/06/2012	0.394	0.400	08/06 - 02/06		10,000,000.00	10,000,000.00
3133EACK2	32828	FFCB	10,000,000.00	0.400	08/07/2014	02/07/2012	0.395	0.400	08/06 - 02/06		10,000,000.00	10,000,000.00
3133EACK2	32829	FFCB	10,000,000.00	0.400	08/07/2014	02/07/2012	0.395	0.400	08/06 - 02/06		10,000,000.00	10,000,000.00
3133EACS5	32830	FFCB	5,000,000.00	0.460	02/09/2015	02/07/2012	0.453	0.459	08/07 - 02/07		5,000,000.00	5,000,000.00
3133EACS5	32831	FFCB	25,000,000.00	0.460	02/09/2015	02/07/2012	0.462	0.468	08/09 - 02/09		24,993,750.00	24,993,750.00
3133EACR7	32832	FFCB	10,000,000.00	0.420	11/07/2014	02/07/2012	0.414	0.420	05/07 - 11/07		10,000,000.00	10,000,000.00
3133EACR7	32833	FFCB	10,000,000.00	0.420	11/07/2014	02/07/2012	0.414	0.420	05/07 - 11/07		10,000,000.00	10,000,000.00
3133EACZ9	32834	FFCB	20,000,000.00	0.720	02/08/2016	02/08/2012	0.723	0.733	08/08 - 02/08		19,990,000.00	19,990,000.00
3133EACX4	32836	FFCB	40,000,000.00	0.800	05/09/2016	02/09/2012	0.839	0.851	05/19 - 08/09		40,000,000.00	40,000,000.00
3133EACY2	32837	FFCB	10,000,000.00	0.590	08/10/2015	02/10/2012	0.582	0.590	08/10 - 02/10		10,000,000.00	10,000,000.00
3133EACY2	32838	FFCB	20,000,000.00	0.590	08/10/2015	02/10/2012	0.582	0.590	08/10 - 02/10		20,000,000.00	20,000,000.00
3133EACY2	32840	FFCB	20,000,000.00	0.590	08/10/2015	02/11/2012	0.625	0.634	08/10 - 02/10	Received	19,970,000.00	19,970,000.00
3133EADS4	32841	FFCB	10,000,000.00	0.570	02/17/2015	02/17/2012	0.579	0.587	08/17 - 02/17		9,995,000.00	9,995,000.00

**Alameda County Treasury
Portfolio Management
Investment Status Report - Investments
September 30, 2012**

CUSIP	Investment #	Issuer	Par Value	Stated Rate	Maturity Date	Purchase Date	YTM 360	YTM 365	Payment Dates	Accrued Interest At Purchase	Current Principal	Book Value
Federal Agency Issues - Coupon												
3133EADS4	32842	FFCB	10,000,000.00	0.570	02/17/2015	02/17/2012	0.570	0.578	08/17 - 02/17		9,997,500.00	9,997,500.00
3133EABW7	32843	FFCB	10,000,000.00	0.380	05/01/2014	02/21/2012	0.420	0.426	05/01 - 11/01	Received	9,990,000.00	9,990,000.00
3133EADK1	32844	FFCB	20,000,000.00	0.850	02/22/2016	02/22/2012	0.876	0.888	08/22 - 02/22		19,970,000.00	19,970,000.00
3133EACZ9	32845	FFCB	10,000,000.00	0.720	02/08/2016	02/22/2012	0.824	0.836	08/08 - 02/08	Received	9,955,000.00	9,955,000.00
3133EADT2	32846	FFCB	14,145,000.00	0.620	05/21/2015	02/23/2012	0.650	0.659	05/21 - 11/21	Received	14,127,318.75	14,127,318.75
3133EACX4	32850	FFCB	15,000,000.00	0.800	05/09/2016	03/12/2012	0.905	0.917	08/09 - 02/09	Received	14,962,500.00	14,973,500.00
3133EAHN1	32853	FFCB	5,000,000.00	0.580	03/19/2015	03/19/2012	0.572	0.580	09/19 - 03/19		5,000,000.00	5,000,000.00
3133EAHN1	32854	FFCB	10,000,000.00	0.580	03/19/2015	03/19/2012	0.572	0.580	09/19 - 03/19		10,000,000.00	10,000,000.00
3133EAHZ4	32856	FFCB	5,000,000.00	1.300	03/20/2017	03/20/2012	1.282	1.300	09/20 - 03/20		5,000,000.00	5,000,000.00
3133EAGU6	32859	FFCB	15,000,000.00	0.390	06/12/2014	03/22/2012	0.560	0.567	09/12 - 03/12	Received	14,962,500.00	14,962,500.00
3133EAJE9	32860	FFCB	15,000,000.00	0.460	03/26/2014	03/26/2012	0.454	0.460	09/26 - 03/26		15,000,000.00	15,000,000.00
3133EABW7	32864	FFCB	20,000,000.00	0.380	05/01/2014	04/13/2012	0.466	0.472	08/01 - 02/01	15,200.00	19,986,000.00	20,001,200.00
3133EALY2	32865	FFCB	10,000,000.00	1.220	04/18/2017	04/18/2012	1.203	1.220	10/18 - 04/18		10,000,000.00	10,000,000.00
3133EALP1	32869	FFCB	5,000,000.00	0.600	04/16/2015	04/20/2012	3.618	3.669	04/16 - Final Pmt.	333.33	5,000,000.00	5,000,333.33
3133EALP1	32871	FFCB	10,000,000.00	0.600	04/16/2015	04/23/2012	0.592	0.600	10/16 - 04/16	1,166.67	10,000,000.00	10,001,166.67
3133EAMS4	32873	FFCB	10,000,000.00	0.460	10/24/2014	04/24/2012	0.474	0.480	10/24 - 04/24		9,995,000.00	9,995,000.00
3133EAMS4	32875	FFCB	5,000,000.00	0.460	10/24/2014	04/24/2012	0.482	0.488	10/24 - 04/24		4,996,500.00	4,996,500.00
3133EAMT2	32876	FFCB	5,000,000.00	1.070	10/24/2016	04/24/2012	1.055	1.070	10/24 - 04/24		5,000,000.00	5,000,000.00
3133EAMT2	32877	FFCB	5,000,000.00	1.070	10/24/2016	04/24/2012	1.055	1.070	10/24 - 04/24		5,000,000.00	5,000,000.00
3133EANC8	32879	FFCB	10,000,000.00	0.690	10/30/2015	04/30/2012	0.681	0.690	10/30 - 04/30		10,000,000.00	10,000,000.00
3133EANC8	32880	FFCB	10,000,000.00	0.690	10/30/2015	04/30/2012	0.681	0.690	10/30 - 04/30		10,000,000.00	10,000,000.00
3133EAND6	32881	FFCB	10,000,000.00	0.770	02/01/2016	05/01/2012	0.760	0.770	08/01 - 02/01		10,000,000.00	10,000,000.00
3133EAPB8	32882	FFCB	5,000,000.00	1.230	05/02/2017	05/03/2012	1.213	1.230	11/02 - 05/02	170.83	5,000,000.00	5,000,170.83
3133EAPB8	32883	FFCB	5,000,000.00	1.230	05/02/2017	05/03/2012	1.213	1.230	11/02 - 05/02	170.83	5,000,000.00	5,000,170.83
3133EAPB8	32884	FFCB	10,000,000.00	1.230	05/02/2017	05/04/2012	1.216	1.233	11/02 - 05/02	683.33	9,998,500.00	9,999,183.33
3133EAPP7	32885	FFCB	10,000,000.00	0.900	05/09/2016	05/09/2012	0.888	0.900	11/09 - 05/09		10,000,000.00	10,000,000.00
3133EAPP7	32886	FFCB	10,000,000.00	0.900	05/09/2016	05/09/2012	0.888	0.900	11/09 - 05/09		10,000,000.00	10,000,000.00
3133EAPA0	32892	FFCB	10,000,000.00	0.600	05/07/2015	05/17/2012	0.605	0.614	11/07 - 05/07	1,666.67	9,996,000.00	9,997,666.67
3133EAND6	32893	FFCB	5,000,000.00	0.770	02/01/2016	05/17/2012	0.830	0.841	11/01 - 05/01	1,711.11	4,997,500.00	4,999,211.11
3133EAQQ4	32894	FFCB	10,000,000.00	0.430	11/17/2014	05/17/2012	0.424	0.430	11/17 - 05/17		10,000,000.00	10,000,000.00
3133EARL4	32902	FFCB	15,000,000.00	0.600	05/25/2015	05/29/2012	0.608	0.617	11/22 - 05/22	1,750.00	14,992,500.00	14,994,250.00
3133EAUZ9	32908	FFCB	10,000,000.00	0.590	06/19/2015	06/19/2012	0.599	0.607	12/19 - 06/19		9,995,000.00	9,995,000.00
3133EATN8	32915	FFCB	5,000,000.00	0.370	06/11/2014	06/22/2012	0.367	0.373	12/11 - 06/11	565.28	4,999,750.00	5,000,315.28
3133EAQP6	32917	FFCB	5,000,000.00	0.320	05/16/2014	06/25/2012	0.355	0.360	11/16 - 05/16	1,733.33	4,996,231.68	4,997,965.01
3133EAVU9	32918	FFCB	10,000,000.00	0.480	12/26/2014	06/26/2012	0.473	0.480	12/26 - 06/26		10,000,000.00	10,000,000.00

Portfolio ALCO
CC
PM (PRF_PMS) 7.3.0

**Alameda County Treasury
Portfolio Management
Investment Status Report - Investments
September 30, 2012**

CUSIP	Investment #	Issuer	Par Value	Stated Rate	Maturity Date	Purchase Date	YTM -360	YTM 365	Payment Dates	Accrued Interest At Purchase	Current Principal	Book Value
Federal Agency Issues - Coupon												
3133EAVU9	32919	FFCB	10,000,000.00	0.480	12/26/2014	06/26/2012	0.473	0.480	12/26 - 06/26		10,000,000.00	10,000,000.00
3133EAVU9	32920	FFCB	5,000,000.00	0.480	12/26/2014	06/26/2012	0.473	0.480	12/26 - 06/26		5,000,000.00	5,000,000.00
3133EAUD8	32924	FFCB	10,000,000.00	0.700	12/14/2015	06/27/2012	0.690	0.700	12/14 - 06/14	2,527.78	10,000,000.00	10,002,527.78
3133EAQL5	32925	FFCB	10,000,000.00	0.540	05/15/2015	06/27/2012	0.533	0.540	11/15 - 05/15	6,300.00	10,000,000.00	10,006,300.00
3133EAXC7	32927	FFCB	5,000,000.00	0.570	07/09/2015	07/09/2012	0.562	0.570	01/09 - 07/09		5,000,000.00	5,000,000.00
3133EAZK7	32930	FFCB	5,000,000.00	0.970	07/24/2017	07/25/2012	0.957	0.970	01/24 - 07/24	134.72	5,000,000.00	5,000,134.72
3133EAZG6	32931	FFCB	5,000,000.00	0.800	11/23/2016	07/25/2012	0.821	0.833	01/23 - 07/23	222.22	5,000,000.00	5,000,222.22
3133EAMU8	32932	FFCB	5,960,000.00	0.375	06/18/2014	07/26/2012	0.301	0.305	12/18 - 06/18	2,359.17	5,967,867.20	5,970,226.37
3133EAZK7	32933	FFCB	5,000,000.00	0.970	07/24/2017	07/26/2012	0.962	0.975	01/24 - 07/24	269.44	4,998,750.00	4,999,019.44
3133EAYL6	32935	FFCB	5,000,000.00	0.300	07/18/2014	07/27/2012	0.311	0.315	01/18 - 07/18	375.00	4,998,500.00	4,998,875.00
3133EAA81	32938	FFCB	5,000,000.00	0.780	01/30/2017	07/30/2012	0.769	0.780	01/30 - 07/30		5,000,000.00	5,000,000.00
3133EAA81	32939	FFCB	5,000,000.00	0.780	01/30/2017	07/30/2012	0.769	0.780	01/30 - 07/30		5,000,000.00	5,000,000.00
3133EAYL6	32940	FFCB	5,000,000.00	0.300	07/18/2014	07/30/2012	0.317	0.321	01/18 - 07/18	500.00	4,997,950.00	4,998,450.00
3133EAYL6	32941	FFCB	5,000,000.00	0.300	07/18/2014	07/30/2012	0.317	0.321	01/18 - 07/18	500.00	4,997,950.00	4,998,450.00
3133EAA24	32942	FFCB	5,000,000.00	0.730	07/26/2016	07/30/2012	0.720	0.730	01/26 - 07/26	405.56	5,000,000.00	5,000,405.56
3133EAF8	32947	FFCB	7,655,000.00	0.625	03/23/2016	08/17/2012	0.680	0.690	01/23 - 07/23	3,189.58	7,655,000.00	7,658,189.58
3133EAK98	32955	FFCB	7,500,000.00	0.850	02/15/2017	08/24/2012	0.838	0.850	02/15 - 08/15	1,593.75	7,500,000.00	7,501,593.75
3133EAU30	32963	FFCB	5,000,000.00	0.320	03/12/2015	09/17/2012	0.338	0.342	03/12 - 09/12	222.22	4,997,250.00	4,997,472.22
3133EAM88	32967	FFCB	5,350,000.00	0.700	05/23/2016	09/20/2012	0.677	0.686	11/23 - 05/23	2,808.75	5,352,675.00	5,355,483.75
3133EAZ68	32968	FFCB	5,000,000.00	0.400	09/25/2015	09/25/2012	0.395	0.400	03/25 - 09/25		5,000,000.00	5,000,000.00
3133EA2P2	32969	FFCB	5,000,000.00	0.590	06/27/2016	09/27/2012	0.624	0.633	03/27 - 09/27		5,000,000.00	5,000,000.00
3133EA2L1	32970	FFCB	5,000,000.00	0.720	12/27/2016	09/27/2012	0.755	0.766	03/27 - 09/27		5,000,000.00	5,000,000.00
3133EAX94	32972	FFCB	5,000,000.00	0.300	12/24/2014	09/28/2012	0.333	0.338	03/24 - 09/24	166.67	5,000,000.00	5,000,166.67
313379TL3	32905	FHLB	5,000,000.00	0.375	06/12/2014	06/13/2012	0.370	0.375	12/12 - 06/12	52.08	5,000,000.00	5,000,052.08
313379T58	32906	FHLB	5,000,000.00	0.320	12/11/2013	06/13/2012	0.316	0.320	12/11 - 06/11	88.89	5,000,000.00	5,000,088.89
313379T58	32907	FHLB	5,000,000.00	0.320	12/11/2013	06/13/2012	0.316	0.320	12/11 - 06/11	88.89	5,000,000.00	5,000,088.89
313379TL3	32909	FHLB	10,000,000.00	0.375	06/12/2014	06/20/2012	0.380	0.385	12/12 - 06/12	833.33	9,998,000.00	9,998,833.33
313379S4	32911	FHLB	10,000,000.00	0.300	12/12/2013	06/21/2012	0.306	0.310	12/12 - 06/12	750.00	9,999,250.00	9,999,250.00
313379TL3	32916	FHLB	5,000,000.00	0.375	06/12/2014	06/22/2012	0.382	0.388	12/12 - 06/12	520.83	4,998,750.00	4,999,270.83
313379TL3	32921	FHLB	5,000,000.00	0.375	06/12/2014	06/26/2012	0.377	0.383	12/12 - 06/12	729.17	4,999,250.00	4,999,979.17
313379SK6	32936	FHLB	5,000,000.00	0.400	07/02/2014	07/27/2012	0.210	0.213	12/18 - 06/18	1,388.89	5,008,800.00	5,010,188.89
313379SK6	32946	FHLB	10,000,000.00	0.400	07/02/2014	08/15/2012	0.229	0.232	12/18 - 06/18	4,777.78	10,013,090.00	10,017,867.78
313373F49	32574	FHLBBU	7,300,000.00	1.200	11/29/2013	04/12/2011	1.403	1.422	05/31 - 10/12		7,296,350.00	7,296,350.00
313376S50	32751	FHLBDN	33,675,000.00	0.550	10/25/2013	10/26/2011	0.542	0.550	04/25 - 04/25	Received	33,675,000.00	33,675,000.00
313376J55	32779	FHLBDN	10,000,000.00	0.375	07/09/2013	12/08/2011	0.501	0.508	06/08 - 07/07		10,000,000.00	10,000,000.00

Portfolio ALCO
CC
PM (PRF_PMS) 7.3.0

**Alameda County Treasury
Portfolio Management
Investment Status Report - Investments
September 30, 2012**

CUSIP	Investment #	Issuer	Par Value	Stated Rate	Maturity Date	Purchase Date	YTM 360	YTM 365	Payment Dates	Accrued Interest At Purchase	Current Principal	Book Value
Federal Agency Issues - Coupon												
313376ZJ7	32847	FHLBDN	15,000,000.00	0.500	02/24/2015	02/24/2012	0.493	0.500	08/24 - 02/24		15,000,000.00	15,000,000.00
313378L74	32861	FHLBDN	10,000,000.00	0.720	10/02/2015	04/02/2012	0.853	0.865	10/02 - 04/02		9,950,000.00	9,950,000.00
313378U25	32867	FHLBDN	15,000,000.00	0.375	10/18/2013	04/18/2012	0.376	0.382	10/18 - 04/18		14,998,500.00	14,998,500.00
313376NT8	32910	FHLBDN	10,000,000.00	0.350	07/11/2013	06/21/2012	0.250	0.253	07/11 - 01/11	Received	10,010,220.00	10,010,220.00
313378U25	32922	FHLBDN	10,000,000.00	0.375	10/18/2013	06/26/2012	0.315	0.319	10/18 - 04/18	7,083.33	10,007,283.90	10,014,367.23
313380AV6	32944	FHLBDN	10,000,000.00	1.000	08/09/2017	08/09/2012	0.988	1.002	02/09 - 08/09		9,999,000.00	9,999,000.00
313380AV6	32945	FHLBDN	5,000,000.00	1.000	08/09/2017	08/09/2012	0.987	1.001	02/09 - 08/09		4,999,750.00	4,999,750.00
313380GE1	32956	FHLBDN	5,000,000.00	0.450	02/27/2015	08/27/2012	0.444	0.450	02/27 - 08/27		5,000,000.00	5,000,000.00
313380B22	32957	FHLBDN	5,000,000.00	0.450	08/20/2015	08/27/2012	0.444	0.450	02/20 - 08/20	437.50	5,000,000.00	5,000,437.50
313380F44	32958	FHLBDN	10,000,000.00	0.400	02/27/2015	08/27/2012	0.395	0.400	02/27 - 08/27		10,000,000.00	10,000,000.00
313380HL4	32959	FHLBDN	5,000,000.00	1.250	09/05/2017	09/05/2012	1.233	1.250	03/05 - 09/05		5,000,000.00	5,000,000.00
313380HL4	32960	FHLBDN	5,000,000.00	1.250	09/05/2017	09/05/2012	1.233	1.250	03/05 - 09/05		5,000,000.00	5,000,000.00
313380HL4	32961	FHLBDN	5,000,000.00	1.250	09/05/2017	09/05/2012	1.233	1.250	03/05 - 09/05		5,000,000.00	5,000,000.00
313376ZQ1	32962	FHLBDN	5,000,000.00	0.375	03/13/2015	09/13/2012	0.313	0.317	02/03 - 08/03		5,009,300.00	5,009,300.00
313380HL4	32964	FHLBDN	8,250,000.00	1.250	09/05/2017	09/17/2012	1.227	1.244	03/05 - 09/05	3,437.50	8,252,475.00	8,255,912.50
313380MF1	32965	FHLBDN	5,000,000.00	1.000	09/18/2017	09/18/2012	1.012	1.026	03/18 - 09/18		4,993,750.00	4,993,750.00
313380J2	32966	FHLBDN	5,000,000.00	0.400	03/18/2015	09/18/2012	0.395	0.400	03/18 - 09/18		5,000,000.00	5,000,000.00
313376ZQ1	32971	FHLBDN	6,250,000.00	0.375	03/13/2015	09/28/2012	0.356	0.361	02/03 - 08/03	976.56	6,254,750.00	6,255,726.56
313375NC7	32724	FHLBSU	10,000,000.00	0.300	03/19/2013	10/04/2011	0.330	0.334	03/19 - 09/19	Received	9,995,000.00	9,995,000.00
313375WG8	32732	FHLBSU	35,000,000.00	0.200	10/05/2012	10/12/2011	0.204	0.207	04/05 - 10/05	Received	34,997,600.75	34,997,600.75
3134G26L1	32761	FHLMC	50,000,000.00	0.710	11/14/2014	11/14/2011	0.700	0.710	05/14 - 11/14		50,000,000.00	50,000,000.00
3134G26N7	32762	FHLMC	50,000,000.00	0.640	08/14/2014	11/14/2011	0.631	0.640	05/14 - 11/14		50,000,000.00	50,000,000.00
3134G26S6	32764	FHLMC	50,000,000.00	0.580	05/16/2014	11/16/2011	0.572	0.580	05/16 - 11/16		50,000,000.00	50,000,000.00
3134G3FP0	32789	FHLMC	10,000,000.00	0.780	12/19/2014	12/19/2011	0.769	0.780	06/19 - 12/19		10,000,000.00	10,000,000.00
3136FTVK2	32798	FNMA	20,000,000.00	0.750	12/28/2015	12/28/2011	1.240	1.257	06/28 - 12/28		19,990,000.00	19,990,000.00
3136FTXD6	32799	FNMA	10,000,000.00	1.100	12/28/2015	12/28/2011	1.085	1.100	06/28 - 12/28		10,000,000.00	10,000,000.00
3136FTZS1	32821	FNMA	5,000,000.00	0.750	01/30/2017	01/30/2012	1.466	1.486	07/30 - 01/30		5,000,000.00	5,000,000.00
Federal Agency Issues - Coupon Totals			1,668,085,000.00				0.629	0.638		78,890.99	1,669,374,987.28	1,669,453,878.27
Federal Agency Issues - Discount												
313384K40	37857	FHLBDN	15,000,000.00	0.170	10/12/2012	10/14/2011	0.173	0.175	10/12 - At Maturity		14,974,216.67	14,974,216.67
313384Q69	37860	FHLBDN	20,000,000.00	0.160	11/23/2012	11/28/2011	0.163	0.165	11/23 - At Maturity		19,967,911.11	19,967,911.11
313384T33	37874	FHLBDN	10,000,000.00	0.100	12/14/2012	08/07/2012	0.100	0.101	12/14 - At Maturity		9,996,416.70	9,996,416.70
313384T33	37875	FHLBDN	10,000,000.00	0.100	12/14/2012	08/07/2012	0.100	0.101	12/14 - At Maturity		9,996,416.70	9,996,416.70
313396T37	37871	FHLMCD	15,000,000.00	0.130	12/14/2012	07/30/2012	0.130	0.132	12/14 - At Maturity		14,992,579.20	14,992,579.20

Portfolio ALCO
CC
PM (PRF_PMS) 7.3.0

**Alameda County Treasury
Portfolio Management
Investment Status Report - Investments
September 30, 2012**

CUSIP	Investment #	Issuer	Par Value	Stated Rate	Maturity Date	Purchase Date	YTM 360	YTM 365	Payment Dates	Accrued Interest At Purchase	Current Principal	Book Value
Federal Agency Issues - Discount												
313396T37	37872	FHLMCD	50,000,000.00	0.130	12/14/2012	07/30/2012	0.130	0.132	12/14 - At Maturity	49,975,263.89	49,975,263.89	49,975,263.89
313396T37	37876	FHLMCD	50,000,000.00	0.120	12/14/2012	08/24/2012	0.120	0.122	12/14 - At Maturity	49,981,333.33	49,981,333.33	49,981,333.33
313396U92	37863	FREDIE	10,000,000.00	0.170	12/28/2012	02/15/2012	0.173	0.175	12/28 - At Maturity	9,985,030.56	9,985,030.56	9,985,030.56
Federal Agency Issues - Discount Totals			180,000,000.00				0.134	0.135		0.00	179,869,168.16	179,869,168.16
Local Agency Investment Funds												
SYS40003	40003	LAIF	50,000,000.00	0.363		07/01/2010	0.358	0.363	07/15 - Quarterly	50,000,000.00	50,000,000.00	50,000,000.00
Local Agency Investment Funds Totals			50,000,000.00				0.358	0.363		0.00	50,000,000.00	50,000,000.00
Medium Term Notes												
88579YAD3	45580	3M	10,000,000.00	1.375	09/29/2016	03/22/2012	1.282	1.300	03/29 - 03/29	Received	10,032,800.00	10,032,800.00
084670AV0	45594A	BERKSH	10,000,000.00	3.200	02/11/2015	06/12/2012	0.989	1.003	08/11 - 02/11	Received	10,576,055.56	10,576,055.56
149123BU4	45591	CATERP	10,000,000.00	1.375	05/27/2014	05/25/2012	0.632	0.641	05/27 - 11/27	Received	10,146,000.00	10,146,000.00
191216AN0	45605	COCACO	5,285,000.00	0.750	11/15/2013	08/13/2012	0.283	0.287	11/15 - 05/15	9,689.17	5,315,653.00	5,325,342.17
19416QDT4	45593	COLPAL	500,000.00	1.250	05/01/2014	06/06/2012	0.493	0.500	11/01 - 05/01	607.64	507,090.00	507,697.64
19416QDL1	45597	COLPAL	4,750,000.00	0.278	05/15/2013	06/25/2012	0.274	0.278	11/12 - 05/12	22,166.87	4,915,252.50	4,937,419.17
24702RAD3	45602	DELL	5,500,000.00	4.700	04/15/2013	08/01/2012	0.314	0.319	10/15 - 04/15	76,113.89	5,669,675.00	5,745,788.89
24702RAN1	45614	DELL	2,500,000.00	2.100	04/01/2014	08/28/2012	0.523	0.530	09/30 - 03/30	21,437.50	2,562,250.00	2,583,687.50
24702RAK7	45617	DELL	2,000,000.00	1.400	09/10/2013	09/14/2012	0.351	0.356	03/10 - 09/10	311.11	2,020,600.00	2,020,911.11
36962G4G6	45564B	GE	5,000,000.00	3.750	11/14/2014	11/15/2011	2.133	2.162	05/14 - 11/14		5,229,733.00	5,229,733.00
36962G4X9	45566A	GE	2,000,000.00	2.100	01/07/2014	07/12/2011	1.635	1.658	01/07 - 07/07		2,022,046.48	2,022,046.48
36962G4Q4	45567B	GE	3,000,000.00	1.875	09/16/2013	09/16/2011	1.518	1.539	03/16 - 09/16		3,019,768.53	3,019,768.53
427866AQ1	45596	HERSHE	5,000,000.00	0.330	04/01/2013	06/21/2012	0.326	0.330	12/18 - 04/01	55,555.56	5,181,200.00	5,236,755.56
459200GZ8	45571A	IBM	10,000,000.00	0.875	10/31/2014	11/08/2011	0.784	0.795	04/30 - 10/31	Received	10,023,507.46	10,023,507.46
459200GT2	45582A	IBM	3,500,000.00	1.000	08/05/2013	03/28/2012	0.705	0.715	08/05 - 02/05		3,518,573.33	3,518,573.33
478160AY0	45595	JNJ	7,500,000.00	2.150	05/15/2016	06/13/2012	0.752	0.762	11/20 - 05/20	12,541.67	7,899,150.00	7,911,691.67
59217GAE9	45569B	METLIF	5,000,000.00	2.000	01/10/2014	08/26/2011	1.726	1.750	01/10 - 07/10		5,041,704.81	5,041,704.81
59217GAA7	45589A	METLIF	5,000,000.00	2.500	01/11/2013	05/11/2012	2.760	2.799	07/11 - 01/11		5,031,775.00	5,031,775.00
594918AB0	45598	MICROS	5,000,000.00	2.950	06/01/2014	06/26/2012	0.458	0.464	11/18 - 05/18	10,243.06	5,243,950.00	5,254,193.06
594918AF1	45618	MICROS	5,000,000.00	0.875	09/27/2013	09/21/2012	0.207	0.210	09/27 - 03/27	21,145.83	5,033,750.00	5,054,895.83
64952WBE2	45615	NYLIFE	5,000,000.00	1.300	01/12/2015	09/04/2012	0.585	0.593	01/12 - 07/12	9,388.89	5,082,500.00	5,091,888.89
64952WBH5	45620	NYLIFE	5,000,000.00	0.750	07/24/2015	09/26/2012	0.613	0.621	01/26 - 07/26	6,250.00	5,018,200.00	5,024,450.00
713448BX5	45584B	PEPSIC	5,000,000.00	0.750	03/05/2015	04/27/2012	0.745	0.755	09/05 - 03/05		5,004,666.67	5,004,666.67
713448BM9	45588	PEPSIC	5,000,000.00	3.100	01/15/2015	05/08/2012	0.743	0.753	07/14 - 01/14	Received	5,311,850.00	5,311,850.00
742718DV8	45581A	PROCTO	5,000,000.00	1.450	08/15/2016	03/28/2012	1.255	1.272	08/15 - 02/15	Received	5,037,733.33	5,037,733.33

**Alameda County Treasury
Portfolio Management
Investment Status Report - Investments
September 30, 2012**

CUSIP	Investment #	Issuer	Par Value	Stated Rate	Maturity Date	Purchase Date	YTM 360	YTM 365	Payment Dates	Accrued Interest At Purchase	Current Principal	Book Value
Medium Term Notes												
742718DV8	45590A	PROCTO	1,400,000.00	1.450	08/15/2016	05/22/2012	0.995	1.009	08/15 - 02/15	Received	1,425,523.56	1,425,523.56
931142DC4	45577A	WALMA	7,500,000.00	2.800	04/15/2016	01/10/2012	1.416	1.436	04/18 - 10/18		7,969,500.98	7,969,500.98
931142CX9	45586	WALMA	2,000,000.00	1.500	10/25/2015	05/02/2012	0.771	0.782	10/25 - 04/25	583.33	2,049,220.00	2,049,803.33
Medium Term Notes Totals			142,435,000.00				0.918	0.931		246,034.32	145,889,729.21	146,135,763.53
Negotiable CD's - Bank - S & L												
06417EU92	65683	NOVA	25,000,000.00	0.300	12/14/2012	05/08/2012	0.300	0.304	12/14 - At Maturity		25,000,000.00	25,000,000.00
90527MV45	65686	UBOC	50,000,000.00	0.300	12/14/2012	07/27/2012	0.300	0.304	12/14 - At Maturity		50,000,000.00	50,000,000.00
90527M2B1	65687	UBOC	25,000,000.00	0.250	12/27/2016	09/27/2012	0.250	0.253	12/27 - At Maturity		25,000,000.00	25,000,000.00
Negotiable CD's - Bank - S & L Totals			100,000,000.00				0.288	0.291		0.00	100,000,000.00	100,000,000.00
Mutual Funds and Open Repo												
SYS70051	70051	1UBOC	0.00	0.040		07/01/2010	0.039	0.040	11/30 - Monthly		0.00	0.00
SYS70055	70055	2UBOC	0.00	0.040		07/01/2010	0.039	0.040	11/30 - Monthly		0.00	0.00
SYS70049	70049	3CALBK	0.00	0.220		07/01/2010	0.217	0.220	07/31 - Monthly		0.00	0.00
SYS70057	70057	4EWEST	0.00	0.350		07/01/2010	0.345	0.350	11/30 - Monthly		0.00	0.00
SYS70048	70048	AMBEA2	9,000,000.00	0.010		07/01/2010	0.010	0.010	06/30 - Monthly		9,000,000.00	9,000,000.00
SYS70037	70037	BLACKR	1,000,000.00	0.010		07/01/2010	0.010	0.010	10/31 - Monthly		1,000,000.00	1,000,000.00
SYS70058	70058	CAMP	50,000,000.00	0.250		09/02/2011	0.247	0.250	03/31 - Monthly		50,000,000.00	50,000,000.00
SYS70056	70056	FICP	67,000,000.00	0.180		07/01/2010	0.178	0.180	03/27 - Monthly		67,000,000.00	67,000,000.00
SYS70053	70053	FSAGOV	1,000,000.00	0.020		07/01/2010	0.020	0.020	12/31 - Monthly		1,000,000.00	1,000,000.00
SYS70042	70042	FSALAP	0.00	0.100		07/01/2010	0.099	0.100	10/24 - Monthly		0.00	0.00
SYS70043	70043	FSAPRI	5,000,000.00	0.020		07/01/2010	0.020	0.020	10/24 - Monthly		5,000,000.00	5,000,000.00
SYS70041	70041	JPMORG	12,000,000.00	0.120		07/01/2010	0.118	0.120	06/30 - Monthly		12,000,000.00	12,000,000.00
SYS70040	70040	MILE	3,000,000.00	0.010		07/01/2010	0.010	0.010	02/23 - Monthly		3,000,000.00	3,000,000.00
SYS70052	70052	MORGAN	80,000,000.00	0.190		07/01/2010	0.187	0.190	07/01 - Monthly		80,000,000.00	80,000,000.00
SYS70046	70046	VMSCAP	3,000,000.00	0.010		07/01/2010	0.010	0.010	04/30 - Monthly		3,000,000.00	3,000,000.00
Mutual Funds and Open Repo Totals			231,000,000.00				0.177	0.180		0.00	231,000,000.00	231,000,000.00
Treasury Securities - Coupon												
912828PW4	80239B	TNTS	50,000,000.00	0.625	12/31/2012	09/16/2011	0.536	0.543	12/31 - 06/30		50,118,776.79	50,118,776.79
912828QK9	80240B	TNTS	50,000,000.00	0.625	02/28/2013	09/29/2011	0.509	0.517	02/29 - 08/31		50,101,491.00	50,101,491.00
Treasury Securities - Coupon Totals			100,000,000.00				0.523	0.530		0.00	100,220,267.79	100,220,267.79

**Alameda County Treasury
Portfolio Management
Investment Status Report - Investments
September 30, 2012**

CUSIP	Investment #	Issuer	Par Value	Stated Rate	Maturity Date	Purchase Date	YTM 360	YTM 365	Payment Dates	Accrued Interest At Purchase	Current Principal	Book Value
Treasury Securities - Discount												
9127955L1	85214	TBILLS	20,000,000.00	0.105	11/15/2012	11/28/2011	0.107	0.108	11/15 - At Maturity	0.00	19,979,408.33	19,979,408.33
9127955V9	85215	TBILLS	20,000,000.00	0.120	01/10/2013	02/03/2012	0.122	0.123	01/10 - At Maturity	0.00	19,977,200.00	19,977,200.00
9127956E6	85216	TBILLS	10,000,000.00	0.190	03/07/2013	03/20/2012	0.193	0.196	03/07 - At Maturity	0.00	9,981,422.22	9,981,422.22
9127957A3	85220	TBILLS	25,000,000.00	0.165	07/25/2013	07/26/2012	0.168	0.170	07/25 - At Maturity	0.00	24,958,291.67	24,958,291.67
Treasury Securities - Discount Totals			75,000,000.00				0.142	0.144		0.00	74,896,322.22	74,896,322.22
Mutual Funds 2												
SYS100102	100002	CALBK	60,000,000.00	0.200		07/01/2011	0.197	0.200	01/31 - Monthly	0.00	60,000,000.00	60,000,000.00
SYS100003	100003	EWEST	82,000,000.00	0.300		07/01/2011	0.296	0.300	01/31 - Monthly	0.00	82,000,000.00	82,000,000.00
SYS100000	100011	UNION	24,000,000.00	0.100		07/01/2011	0.099	0.100	01/31 - Monthly	0.00	24,000,000.00	24,000,000.00
SYS100000	100022	UNION	39,000,000.00	0.100		07/01/2011	0.099	0.100	01/31 - Monthly	0.00	39,000,000.00	39,000,000.00
Mutual Funds 2 Totals			205,000,000.00				0.206	0.209		0.00	205,000,000.00	205,000,000.00
Investment Totals			2,909,520,000.00				0.495	0.502		324,925.31	2,914,118,572.16	2,914,443,497.47