



REGISTRAR OF VOTERS

ALAMEDA COUNTY • CALIFORNIA

DAVE MACDONALD
REGISTRAR OF VOTERS

Agenda _____ December 7, 2010

November 19, 2010

The Honorable Board of Supervisors
Alameda County Administration Building
1221 Oak Street
Oakland, CA 94612

Dear Board Members:

SUBJECT: Official Canvass, November 2, 2010, General Election.

RECOMMENDATION:

To comply with Elections Code requirements following the certified statement of results for the above-named election, it is recommended that your Board:

Receive and file the certified Statement of Results of the November 2, 2010, General Election.

Declare elected to the office indicated the persons listed in Attachment A.

Declare the measures to have passed or failed as specified in Attachment B.

DISCUSSIONS/FINDINGS:

In accordance with Elections Code Section 15302, enclosed herewith is the Official Canvass and certified Statement of the Results of all votes cast at the November 2, 2010 General Election.

Under the provisions of Elections Code Section 15400, your Board is required to declare elected to each office under your jurisdiction the person receiving the highest number of votes.

The enclosed Official Canvass contains the full result of votes cast for each office under your Board's jurisdiction, as well as the State offices and measures, Legislative offices and the nine local elections consolidated with the General.

Once your Board has declared the persons who have been elected, the Registrar of Voters will prepare and issue a certificate of election to each in accordance with Section 15401 of the Elections Code.

FINANCING:

These recommended actions will result in no net costs to the County.

Sincerely,



Dave Macdonald
Registrar of Voters

DM:cl

Enclosures

cc: Susan Muranishi, County Administrator
Richard Winnie, County Counsel

**GENERAL ELECTION
NOVEMBER 2, 2010**

Declare elected to the office indicated the following persons.

County Supervisor, District 2
Nadia Lockyer

Superior Court Judge, Office #9
Victoria S. Kolakowski

Member, Board of Trustees, Ohlone Community College District
Garrett Yee
Jan Giovannini-Hill

Member, Board of Trustees, Peralta Community College District
Linda L. Handy, Trustee Area 3
William "Bill" Riley, Trustee Area 5

Governing Board Member, Alameda Unified School District
Marjorie "Margie" Sherratt
Mike McMahon

Governing Board Member, Fremont Unified School District
Lara York
Larry Sweeney

Governing Board Member, Hayward Unified School District
Jeśus Armas, Short Term
Lisa G. Brunner, Full Term
William L. McGee, Full Term

Governing Board Member, Livermore Valley Joint Unified School District
Anne E. White
Kate Runyon
William Dunlop

Governing Board Member, New Haven Unified School District
Linda Canlas
Sarabjit Kaur Cheema

Governing Board Member, Newark Unified School District
Nancy Thomas
Charlie Mensinger

Governing Board Member, Pleasanton Unified School District
Jeff Bowser
Joan Laursen

Governing Board Member, San Leandro Unified School District
Lance James, Area 2
Mike Katz, Area 4

Governing Board Member, San Lorenzo Unified School District
Isabel Polvorosa
Helen T. Randall

Governing Board Member, Sunol Glen Unified School District
Diane E. Everett
Gerry Beemiller

Director AC Transit District
Joel B. Young, At-Large
Elsa Ortiz, Ward 3
Mark Williams, Ward 4
Jeff Davis, Ward 5

Director, Alameda County Water District
Judy C. Huang
Paul Sethy

Director, Bay Area Rapid Transit District
Robert Raburn, District 4

Director, Castro Valley Sanitary District
Harry Francis
Ralph Johnson

Director, City of Alameda Healthcare District
Robert Deutsch
Stewart Chen
Elliott Gorelick

Director, Dublin-San Ramon Services District
Dawn L. Benson
Georgean Vonheeder-Leopold

Director, East Bay Municipal Utility District
Katy Foulkes, Ward 3
Andy Katz, Ward 4
Frank Mellon, Ward 7

Director, Eden Township Healthcare District
Carole S. Rogers
Les Friedman
William F. West

Director, Fairview Fire Protection District
Jeff Rosier
Angelo Costanzo

Director, Hayward Area Recreation & Park District
Carol A. Pereira
Paul Wayne Hodges, Jr.

Director, Livermore Area Recreation & Park District
Maryalice Summers Faltings
Laureen Turner
David Hutchinson

Director, Oro Loma Sanitary District
Howard W. Kerr
Timothy P. Becker
Frank V. Sidari

Request that your Board declare Measures F, G, H, I, J, K, L, M to have passed.

Measure F
Alameda County Transportation Improvement Measure

“To repair and maintain local streets and roads; improve traffic flow and bicyclist, pedestrian and driver safety; improve public transportation; and encourage green transportation options; shall a local vehicle registration fee of ten dollars be established in Alameda County with expenditures subject to strict monitoring and with all revenues staying in Alameda County?”

Measure G
Ohlone College Job Training/Quality Education Local Bond:

To improve and continue affordable college education, job training/workforce preparation by constructing/acquiring equipment/sites/facilities and making repairs/upgrades, including:

- Renovating classrooms/science laboratories,
- Acquiring up-to-date classroom technology,
- Upgrading for earthquake/fire safety, and
- Improving disabled access,

shall Ohlone Community College District issue \$349,000,000 of bonds, at legal rates with all funds spent locally, independent citizens' oversight, annual audits, no money for administrators' salaries or Sacramento?

Measure H
Berkeley Unified School District
Berkeley Public Schools Facilities Safety and Maintenance Act of 2010

To provide essential maintenance of schools and grounds, shall Berkeley Unified School District continue its existing special tax of 6.31¢ / square foot on residential buildings and 9.46¢ / square foot on commercial buildings, and \$20 on unimproved parcels with annual cost-of-living adjustments for 10 years? Revenues maintain school buildings, classrooms, playgrounds, roofs, electrical systems, and address fire and safety hazards. The state cannot take the funds. An independent committee oversees funds.

Measure I
Berkeley Unified School District

To improve school safety and facilities for learning and teaching, shall Berkeley Unified School District issue \$210,000,000 in bonds at interest rates within the legal limit, to construct new classrooms for growth, complete seismic upgrades, construct science labs, upgrade computers and education technology, renovate playgrounds, replace restrooms, cafeterias, roofs, heating and fire safety systems, remove hazardous materials, improve energy efficiency, and qualify for State grants, with independent audits and citizen oversight? The State cannot take the funds.

Measure J
Emery Unified School District

Shall Emery Unified School District: maintain academic excellence/student performance, attract and retain quality teachers by: replacing/upgrading outdated schools no longer meeting seismic safety standards; provide updated classrooms, technology, science/computer labs: improve school safety; create energy efficient cost-saving facilities that provide job training, after-school, pre-school, and other community services by using \$95 million dollars in bonds at legal rates with independent citizens' oversight, audits, and NO money for administrator salaries, benefits, or pensions?

Measure K
Fremont Unified School District

To provide Fremont schools stable funding for quality local education and programs that cannot be taken away by the state, including:

- Maintaining math, science, reading and writing programs;
- Keeping school libraries open;
- Supporting classroom/learning technology;
- Maintaining college and workforce preparation programs; and
- Retaining qualified teachers

Shall the Fremont Unified School District levy \$53 per parcel annually for 5 years, exempting seniors, with citizen oversight, no money for administrator salaries and all money benefiting local schools?

Measure L
Oakland Unified School District
Oakland Student Achievement, Support and Safety

To offset severe state budget cuts, improve student achievement, help every child read at or above grade level, and prepare students for college and careers by retaining teachers, teachers aides, safety officers and other student support staff, shall Oakland Unified School District levy a tax of \$195 per parcel annually for ten years, with low-income taxpayer exemptions, independent audits and citizens' oversight, and no money for Sacramento or administrators' salaries?


Measure M
San Leandro Unified School District


“To continue to improve and modernize its schools, renovate athletic facilities including Burrell Field, replace the pools at San Leandro High School, enhance energy efficiency and promote safe, healthy schools for all students, shall the San Leandro Unified School District be authorized to replace, renovate, acquire and construct school facilities, and issue \$50,100,000 in bonds at legal interest rates with no funds for administrator salaries, conduct annual independent audits, and appoint an Independent Oversight Committee to monitor bond expenditures?”

STATE OF CALIFORNIA)
) ss.
COUNTY OF ALAMEDA)

I, **DAVE MACDONALD**, Registrar of Voters for the County of Alameda, State of California, having canvassed the returns of all votes cast in the **County of Alameda** at the General Election held Tuesday, **November 2, 2010**, do hereby certify the following to be a full, true and correct Statement of the Results of all the votes cast, to which this certificate is attached, at said election for each candidate in the **County of Alameda** for the office of **Superior Court Judge, Seat 9.**

I hereby set my hand and my official seal this **19th** day of **November 2010**.





DAVE MACDONALD
Registrar of Voters
Alameda County
State of California

STATE OF CALIFORNIA)
) ss.
COUNTY OF ALAMEDA)

I, **DAVE MACDONALD**, Registrar of Voters for the County of Alameda, State of California, having canvassed the returns of all votes cast in **Alameda County, Supervisorial District 2** at the General Election held Tuesday, **November 2, 2010**, do hereby certify the following to be a full, true and correct Statement of the Results of all the votes cast, to which this certificate is attached, at said election for each candidate in **Alameda County, Supervisorial District 2** for the office of **Alameda County Board of Supervisor**.

I hereby set my hand and my official seal this 19th day of **November 2010**.




Dave MacDonald
DAVE MACDONALD
Registrar of Voters
Alameda County
State of California

STATE OF CALIFORNIA)
) ss.
COUNTY OF ALAMEDA)

I, **DAVE MACDONALD**, Registrar of Voters for the County of Alameda, State of California, having canvassed the returns of all votes cast in **Alameda County, Supervisorial District 2** at the General Election held Tuesday, **November 2, 2010**, do hereby certify the following to be a full, true and correct Statement of the Results of all the votes cast, to which this certificate is attached, at said election for each candidate in **Alameda County, Supervisorial District 2** for the office of **Alameda County Board of Supervisor**.

I hereby set my hand and my official seal this **19th** day of **November 2010**.




DAVE MACDONALD
Registrar of Voters
Alameda County
State of California

**ALAMEDA COUNTY Statement of Vote
GENERAL ELECTION**

NON PARTISAN SUPERVISOR, 2ND DISTRICT													
	Registration	Ballots Cast	Turnout (%)		SUPERVISOR, 2ND DISTRICT NADIA LOCKYER	LIZ FIGUEROA	Write-In						
420500 - Vote by Mail Reporting	975	259	26.56		156	63	3						
420500 - Election Day Reporting	975	186	19.08		93	52	0						
420600 - Vote by Mail Reporting	1058	349	32.99		219	75	0						
420600 - Election Day Reporting	1058	205	19.38		105	62	2						
420900 - Vote by Mail Reporting	586	143	24.40		81	45	2						
420900 - Election Day Reporting	586	163	27.82		85	57	2						
421000 - Vote by Mail Reporting	1333	400	30.01		245	107	2						
421000 - Election Day Reporting	1333	368	27.61		180	133	1						
421100 - Vote by Mail Reporting	1496	421	28.14		235	127	2						
421100 - Election Day Reporting	1496	389	26.00		195	120	4						
421400 - Vote by Mail Reporting	1033	231	22.36		127	82	2						
421400 - Election Day Reporting	1033	239	23.14		101	92	0						
421510 - Vote by Mail Reporting	928	258	27.80		161	73	1						
421510 - Election Day Reporting	928	189	20.37		75	88	0						
421700 - Vote by Mail Reporting	1184	361	30.49		211	108	4						
421700 - Election Day Reporting	1184	289	24.41		137	96	1						
421900 - Vote by Mail Reporting	1163	189	16.25		108	57	2						
421900 - Election Day Reporting	1163	204	17.54		104	65	0						
422000 - Vote by Mail Reporting	1003	383	38.19		211	119	1						
422000 - Election Day Reporting	1003	267	26.62		140	88	2						
422100 - Vote by Mail Reporting	1173	385	32.82		248	88	0						
422100 - Election Day Reporting	1173	325	27.71		164	105	0						
422300 - Vote by Mail Reporting	1262	355	28.13		206	102	3						
422300 - Election Day Reporting	1262	290	22.98		140	96	4						
422600 - Vote by Mail Reporting	1338	295	22.05		182	86	1						
422600 - Election Day Reporting	1338	349	26.08		158	116	8						
422700 - Vote by Mail Reporting	1094	348	31.81		203	89	5						
422700 - Election Day Reporting	1094	245	22.39		128	74	2						
422810 - Vote by Mail Reporting	941	266	28.27		147	79	0						
422810 - Election Day Reporting	941	223	23.70		117	60	2						
422900 - Vote by Mail Reporting	1095	343	31.32		207	96	2						
422900 - Election Day Reporting	1095	251	22.92		131	80	4						
422910 - Vote by Mail Reporting	1247	342	27.43		204	98	1						
422910 - Election Day Reporting	1247	300	24.06		149	93	1						
422920 - Vote by Mail Reporting	935	269	28.77		159	75	0						
422920 - Election Day Reporting	935	198	21.18		112	42	3						
423000 - Vote by Mail Reporting	1690	432	25.56		275	103	0						
423000 - Election Day Reporting	1690	346	20.47		167	114	1						
423400 - Vote by Mail Reporting	1224	390	31.86		239	96	0						
423400 - Election Day Reporting	1224	252	20.59		128	82	0						
423600 - Vote by Mail Reporting	1595	529	33.17		332	134	2						
423600 - Election Day Reporting	1595	366	22.95		188	102	3						
423610 - Vote by Mail Reporting	1396	438	31.38		268	116	1						
423610 - Election Day Reporting	1396	336	24.07		166	88	5						
424000 - Vote by Mail Reporting	1272	352	27.67		224	79	2						
424000 - Election Day Reporting	1272	305	23.98		145	99	2						
424300 - Vote by Mail Reporting	1257	315	25.06		179	98	0						
424300 - Election Day Reporting	1257	329	26.17		153	115	3						
424400 - Vote by Mail Reporting	1113	309	27.76		177	98	0						
424400 - Election Day Reporting	1113	344	30.91		159	117	6						
430100 - Vote by Mail Reporting	1108	256	23.10		157	65	2						
430100 - Election Day Reporting	1108	258	23.29		107	94	2						
430600 - Vote by Mail Reporting	1628	415	25.49		234	113	2						
430600 - Election Day Reporting	1628	403	24.75		170	129	3						
430700 - Vote by Mail Reporting	730	234	32.05		132	58	0						
430700 - Election Day Reporting	730	158	21.64		76	42	2						
430900 - Vote by Mail Reporting	674	175	25.96		101	43	4						
430900 - Election Day Reporting	674	167	24.78		70	56	0						
431100 - Vote by Mail Reporting	1064	303	28.48		167	86	3						

**ALAMEDA COUNTY Statement of Vote
GENERAL ELECTION**

NON PARTISAN SUPERVISOR, 2ND DISTRICT													
	Registration	Ballots Cast	Turnout (%)		SUPERVISOR, 2ND DISTRICT NADIA LOCKYER	LIZ FIGUEROA	Write-In						
431100 - Election Day Reporting	1064	263	24.72		137	77	1						
431800 - Vote by Mail Reporting	1173	349	29.75		192	98	0						
431800 - Election Day Reporting	1173	265	22.59		130	81	1						
432000 - Vote by Mail Reporting	694	185	26.66		116	53	0						
432000 - Election Day Reporting	694	146	21.04		73	45	0						
432110 - Vote by Mail Reporting	1157	281	24.29		168	85	3						
432110 - Election Day Reporting	1157	228	19.71		111	71	0						
432200 - Vote by Mail Reporting	1569	423	26.96		238	122	1						
432200 - Election Day Reporting	1569	380	24.22		173	129	0						
432300 - Vote by Mail Reporting	1137	312	27.44		177	96	2						
432300 - Election Day Reporting	1137	258	22.69		127	100	1						
432400 - Vote by Mail Reporting	1001	280	27.97		152	88	1						
432400 - Election Day Reporting	1001	182	18.18		78	64	2						
432600 - Vote by Mail Reporting	728	223	30.63		107	77	0						
432600 - Election Day Reporting	728	221	30.36		108	70	1						
432700 - Vote by Mail Reporting	1242	380	30.60		244	84	4						
432700 - Election Day Reporting	1242	227	18.28		117	60	0						
432810 - Vote by Mail Reporting	680	113	16.62		75	25	1						
432810 - Election Day Reporting	680	136	20.00		64	44	1						
432900 - Vote by Mail Reporting	1678	509	30.33		294	141	3						
432900 - Election Day Reporting	1678	384	22.88		183	103	5						
433100 - Vote by Mail Reporting	938	204	21.75		119	56	0						
433100 - Election Day Reporting	938	283	30.17		125	103	0						
433400 - Vote by Mail Reporting	1166	463	39.71		274	132	0						
433400 - Election Day Reporting	1166	312	26.76		160	84	0						
433500 - Vote by Mail Reporting	1579	375	23.75		213	102	3						
433500 - Election Day Reporting	1579	318	20.14		155	82	2						
433610 - Vote by Mail Reporting	1240	478	38.55		283	122	0						
433610 - Election Day Reporting	1240	348	28.06		185	94	2						
433700 - Vote by Mail Reporting	1222	454	37.15		263	125	4						
433700 - Election Day Reporting	1222	320	26.19		182	91	0						
433900 - Vote by Mail Reporting	432	167	38.66		101	46	1						
433900 - Election Day Reporting	432	160	37.04		102	41	0						
821100 - Vote by Mail Reporting	1722	593	34.44		317	156	1						
821100 - Election Day Reporting	1722	312	18.12		180	81	1						
821110 - Vote by Mail Reporting	896	228	25.45		148	51	1						
821110 - Election Day Reporting	896	238	26.56		137	60	3						
821200 - Vote by Mail Reporting	1236	383	30.99		212	109	2						
821200 - Election Day Reporting	1236	266	21.52		133	72	0						
821210 - Vote by Mail Reporting	1407	406	28.86		240	117	4						
821210 - Election Day Reporting	1407	303	21.54		156	88	3						
821400 - Vote by Mail Reporting	873	298	34.14		160	93	4						
821400 - Election Day Reporting	873	223	25.54		117	72	0						
821500 - Vote by Mail Reporting	884	349	39.48		200	91	2						
821500 - Election Day Reporting	884	193	21.83		103	58	1						
821600 - Vote by Mail Reporting	840	235	27.98		141	74	2						
821600 - Election Day Reporting	840	258	30.71		111	91	0						
821710 - Vote by Mail Reporting	729	274	37.59		162	86	0						
821710 - Election Day Reporting	729	201	27.57		102	74	1						
821730 - Vote by Mail Reporting	1429	483	33.80		278	145	2						
821730 - Election Day Reporting	1429	325	22.74		172	98	0						
821800 - Vote by Mail Reporting	1476	375	25.41		230	92	1						
821800 - Election Day Reporting	1476	398	26.96		222	86	1						
821900 - Vote by Mail Reporting	941	242	25.72		163	50	1						
821900 - Election Day Reporting	941	217	23.06		109	74	0						
821910 - Vote by Mail Reporting	682	246	36.07		130	78	0						
821910 - Election Day Reporting	682	143	20.97		66	51	0						
822000 - Vote by Mail Reporting	1280	441	34.45		291	82	4						
822000 - Election Day Reporting	1280	303	23.67		161	81	4						

**ALAMEDA COUNTY Statement of Vote
GENERAL ELECTION**

NON PARTISAN SUPERVISOR, 2ND DISTRICT													
	Registration	Ballots Cast	Turnout (%)		SUPERVISOR, 2ND DISTRICT NADIA LOCKYER	LIZ FIGUEROA	Write-In						
822010 - Vote by Mail Reporting	1017	278	27.34		168	53	0						
822010 - Election Day Reporting	1017	311	30.58		172	73	0						
822200 - Vote by Mail Reporting	648	193	29.78		124	32	1						
822200 - Election Day Reporting	648	179	27.62		93	45	1						
823000 - Vote by Mail Reporting	890	245	27.53		122	88	0						
823000 - Election Day Reporting	890	246	27.64		131	72	1						
823100 - Vote by Mail Reporting	856	185	21.61		87	71	1						
823100 - Election Day Reporting	856	244	28.50		110	94	1						
823200 - Vote by Mail Reporting	1333	286	21.46		158	94	2						
823200 - Election Day Reporting	1333	373	27.98		187	132	0						
823400 - Vote by Mail Reporting	932	338	36.27		200	76	4						
823400 - Election Day Reporting	932	186	19.96		101	48	0						
823500 - Vote by Mail Reporting	726	229	31.54		129	66	0						
823500 - Election Day Reporting	726	193	26.58		97	54	2						
823510 - Vote by Mail Reporting	902	244	27.05		146	77	0						
823510 - Election Day Reporting	902	256	28.38		150	64	1						
823600 - Vote by Mail Reporting	1323	414	31.29		224	141	0						
823600 - Election Day Reporting	1323	297	22.45		142	98	2						
823610 - Vote by Mail Reporting	728	211	28.98		133	54	0						
823610 - Election Day Reporting	728	185	25.41		107	55	3						
823700 - Vote by Mail Reporting	1237	360	29.10		208	96	3						
823700 - Election Day Reporting	1237	276	22.31		142	82	0						
823710 - Vote by Mail Reporting	713	192	26.93		124	51	2						
823710 - Election Day Reporting	713	150	21.04		93	40	1						
823720 - Vote by Mail Reporting	809	295	36.46		171	80	0						
823720 - Election Day Reporting	809	144	17.80		71	44	0						
823730 - Vote by Mail Reporting	1222	303	24.80		178	85	1						
823730 - Election Day Reporting	1222	258	21.11		131	90	3						
823800 - Vote by Mail Reporting	1144	330	28.85		202	93	0						
823800 - Election Day Reporting	1144	293	25.61		158	72	2						
823810 - Vote by Mail Reporting	900	270	30.00		171	73	1						
823810 - Election Day Reporting	900	230	25.56		125	61	2						
823900 - Vote by Mail Reporting	797	245	30.74		150	67	3						
823900 - Election Day Reporting	797	221	27.73		117	66	1						
830100 - Vote by Mail Reporting	1524	470	30.84		244	130	2						
830100 - Election Day Reporting	1524	345	22.64		147	111	4						
830200 - Vote by Mail Reporting	1403	466	33.21		242	147	0						
830200 - Election Day Reporting	1403	347	24.73		160	105	3						
830210 - Vote by Mail Reporting	1298	371	28.58		224	79	0						
830210 - Election Day Reporting	1298	290	22.34		138	86	2						
830300 - Vote by Mail Reporting	1407	379	26.94		194	99	1						
830300 - Election Day Reporting	1407	378	26.87		187	92	3						
830500 - Vote by Mail Reporting	1211	366	30.22		173	88	0						
830500 - Election Day Reporting	1211	294	24.28		156	63	2						
830700 - Vote by Mail Reporting	1214	325	26.77		151	88	0						
830700 - Election Day Reporting	1214	309	25.45		135	84	2						
831000 - Vote by Mail Reporting	853	242	28.37		128	68	0						
831000 - Election Day Reporting	853	226	26.49		103	70	1						
831200 - Vote by Mail Reporting	1045	338	32.34		178	87	5						
831200 - Election Day Reporting	1045	263	25.17		135	60	2						
831210 - Vote by Mail Reporting	678	247	36.43		110	94	1						
831210 - Election Day Reporting	678	146	21.53		71	48	0						
831230 - Vote by Mail Reporting	923	313	33.91		165	82	1						
831230 - Election Day Reporting	923	214	23.19		91	70	1						
831300 - Vote by Mail Reporting	1348	443	32.86		249	136	0						
831300 - Election Day Reporting	1348	347	25.74		140	125	2						
831400 - Vote by Mail Reporting	733	227	30.97		122	53	3						
831400 - Election Day Reporting	733	181	24.69		75	59	1						
831410 - Vote by Mail Reporting	911	263	28.87		140	74	2						

**ALAMEDA COUNTY Statement of Vote
GENERAL ELECTION**

NON PARTISAN SUPERVISOR, 2ND DISTRICT													
	Registration	Ballots Cast	Turnout (%)		SUPERVISOR, 2ND DISTRICT NADIA LOCKYER	LIZ FIGUEROA	Write-In						
831410 - Election Day Reporting	911	222	24.37		100	62	0						
831500 - Vote by Mail Reporting	1403	557	39.70		302	163	3						
831500 - Election Day Reporting	1403	331	23.59		158	87	3						
831510 - Vote by Mail Reporting	799	249	31.16		120	87	1						
831510 - Election Day Reporting	799	268	33.54		123	81	1						
831700 - Vote by Mail Reporting	875	288	32.91		149	77	0						
831700 - Election Day Reporting	875	181	20.69		74	51	1						
834000 - Vote by Mail Reporting	1286	458	35.61		231	143	2						
834000 - Election Day Reporting	1286	363	28.23		147	119	2						
834200 - Vote by Mail Reporting	1401	474	33.83		210	170	3						
834200 - Election Day Reporting	1401	481	34.33		184	178	3						
834700 - Vote by Mail Reporting	1415	482	34.06		269	121	1						
834700 - Election Day Reporting	1415	330	23.32		174	80	0						
850300 - Vote by Mail Reporting	1418	463	32.65		247	156	2						
850300 - Election Day Reporting	1418	371	26.16		156	137	6						
850320 - Vote by Mail Reporting	557	145	26.03		85	33	2						
850320 - Election Day Reporting	557	191	34.29		83	57	2						
850330 - Vote by Mail Reporting	853	259	30.36		150	50	1						
850330 - Election Day Reporting	853	199	23.33		106	44	1						
850400 - Vote by Mail Reporting	621	206	33.17		92	78	2						
850400 - Election Day Reporting	621	142	22.87		67	50	1						
850410 - Vote by Mail Reporting	806	257	31.89		128	90	3						
850410 - Election Day Reporting	806	236	29.28		105	86	1						
850500 - Vote by Mail Reporting	1110	296	26.67		164	79	0						
850500 - Election Day Reporting	1110	288	25.95		137	90	0						
850600 - Vote by Mail Reporting	1193	310	25.98		191	83	3						
850600 - Election Day Reporting	1193	282	23.64		124	95	3						
850800 - Vote by Mail Reporting	674	143	21.22		64	61	0						
850800 - Election Day Reporting	674	207	30.71		83	82	1						
850810 - Vote by Mail Reporting	815	274	33.62		133	80	0						
850810 - Election Day Reporting	815	187	22.94		85	61	1						
850900 - Vote by Mail Reporting	895	301	33.63		156	90	2						
850900 - Election Day Reporting	895	278	31.06		140	79	1						
851000 - Vote by Mail Reporting	924	297	32.14		154	87	1						
851000 - Election Day Reporting	924	269	29.11		136	79	2						
851200 - Vote by Mail Reporting	743	236	31.76		113	86	1						
851200 - Election Day Reporting	743	222	29.88		85	93	0						
851300 - Vote by Mail Reporting	811	230	28.36		124	75	2						
851300 - Election Day Reporting	811	239	29.47		107	87	0						
851500 - Vote by Mail Reporting	700	277	39.57		149	87	0						
851500 - Election Day Reporting	700	205	29.29		94	77	1						
851510 - Vote by Mail Reporting	666	278	41.74		147	77	6						
851510 - Election Day Reporting	666	176	26.43		86	60	2						
851520 - Vote by Mail Reporting	770	270	35.06		157	75	0						
851520 - Election Day Reporting	770	242	31.43		139	65	0						
851600 - Vote by Mail Reporting	1063	295	27.75		155	96	3						
851600 - Election Day Reporting	1063	309	29.07		166	95	1						
851700 - Vote by Mail Reporting	1359	416	30.61		232	127	0						
851700 - Election Day Reporting	1359	389	28.62		175	139	0						
851800 - Vote by Mail Reporting	820	258	31.46		143	87	1						
851800 - Election Day Reporting	820	230	28.05		113	82	0						
852010 - Vote by Mail Reporting	871	256	29.39		157	75	0						
852010 - Election Day Reporting	871	233	26.75		122	75	2						
852100 - Vote by Mail Reporting	1290	276	21.40		140	87	5						
852100 - Election Day Reporting	1290	356	27.60		158	142	6						
866800 - Vote by Mail Reporting	416	130	31.25		53	57	1						
866800 - Election Day Reporting	416	209	50.24		71	110	3						
9420030 - Vote by Mail Reporting	82	0	0.00		0	0	0						
9420030 - Election Day Reporting	82	43	52.44		23	16	0						

**ALAMEDA COUNTY Statement of Vote
GENERAL ELECTION**

NON PARTISAN SUPERVISOR, 2ND DISTRICT													
	Registration	Ballots Cast	Turnout (%)		SUPERVISOR, 2ND DISTRICT NADIA LOCKYER	LIZ FIGUEROA	Write-In						
9420040 - Vote by Mail Reporting	35	0	0.00		0	0	0						
9420040 - Election Day Reporting	35	17	48.57		12	3	0						
9420050 - Vote by Mail Reporting	167	0	0.00		0	0	0						
9420050 - Election Day Reporting	167	85	50.90		43	34	0						
9420200 - Vote by Mail Reporting	235	0	0.00		0	0	0						
9420200 - Election Day Reporting	235	116	49.36		65	33	1						
9420210 - Vote by Mail Reporting	188	0	0.00		0	0	0						
9420210 - Election Day Reporting	188	89	47.34		44	35	0						
9420220 - Vote by Mail Reporting	20	0	0.00		0	0	0						
9420220 - Election Day Reporting	20	11	55.00		5	2	0						
9420230 - Vote by Mail Reporting	237	1	0.42		0	1	0						
9420230 - Election Day Reporting	237	108	45.57		51	42	0						
9420240 - Vote by Mail Reporting	0	0	0.00		0	0	0						
9420240 - Election Day Reporting	0	0	0.00		0	0	0						
9420250 - Vote by Mail Reporting	320	2	0.63		0	1	0						
9420250 - Election Day Reporting	320	137	42.81		73	42	1						
9420300 - Vote by Mail Reporting	149	1	0.67		1	0	0						
9420300 - Election Day Reporting	149	93	62.42		42	26	0						
9420310 - Vote by Mail Reporting	51	0	0.00		0	0	0						
9420310 - Election Day Reporting	51	29	56.86		8	13	0						
9420320 - Vote by Mail Reporting	0	0	0.00		0	0	0						
9420320 - Election Day Reporting	0	0	0.00		0	0	0						
9420800 - Vote by Mail Reporting	260	1	0.38		0	0	0						
9420800 - Election Day Reporting	260	126	48.46		60	46	0						
9422930 - Vote by Mail Reporting	116	0	0.00		0	0	0						
9422930 - Election Day Reporting	116	62	53.45		37	13	0						
9423620 - Vote by Mail Reporting	0	0	0.00		0	0	0						
9423620 - Election Day Reporting	0	0	0.00		0	0	0						
9423700 - Vote by Mail Reporting	0	0	0.00		0	0	0						
9423700 - Election Day Reporting	0	0	0.00		0	0	0						
9423800 - Vote by Mail Reporting	3	0	0.00		0	0	0						
9423800 - Election Day Reporting	3	0	0.00		0	0	0						
9423810 - Vote by Mail Reporting	0	0	0.00		0	0	0						
9423810 - Election Day Reporting	0	0	0.00		0	0	0						
9424200 - Vote by Mail Reporting	74	0	0.00		0	0	0						
9424200 - Election Day Reporting	74	33	44.59		19	8	0						
9430010 - Vote by Mail Reporting	0	0	0.00		0	0	0						
9430010 - Election Day Reporting	0	0	0.00		0	0	0						
9430020 - Vote by Mail Reporting	0	0	0.00		0	0	0						
9430020 - Election Day Reporting	0	0	0.00		0	0	0						
9430110 - Vote by Mail Reporting	0	0	0.00		0	0	0						
9430110 - Election Day Reporting	0	0	0.00		0	0	0						
9430160 - Vote by Mail Reporting	4	0	0.00		0	0	0						
9430160 - Election Day Reporting	4	0	0.00		0	0	0						
9430410 - Vote by Mail Reporting	7	0	0.00		0	0	0						
9430410 - Election Day Reporting	7	3	42.86		0	3	0						
9430420 - Vote by Mail Reporting	1	0	0.00		0	0	0						
9430420 - Election Day Reporting	1	0	0.00		0	0	0						
9430500 - Vote by Mail Reporting	2	0	0.00		0	0	0						
9430500 - Election Day Reporting	2	1	50.00		1	0	0						
9430510 - Vote by Mail Reporting	37	0	0.00		0	0	0						
9430510 - Election Day Reporting	37	22	59.46		13	4	0						
9430710 - Vote by Mail Reporting	62	0	0.00		0	0	0						
9430710 - Election Day Reporting	62	41	66.13		23	12	1						
9430720 - Vote by Mail Reporting	165	0	0.00		0	0	0						
9430720 - Election Day Reporting	165	106	64.24		55	22	2						
9430800 - Vote by Mail Reporting	416	1	0.24		0	1	0						
9430800 - Election Day Reporting	416	227	54.57		112	55	1						
9430820 - Vote by Mail Reporting	0	0	0.00		0	0	0						

**ALAMEDA COUNTY Statement of Vote
GENERAL ELECTION**

NON PARTISAN SUPERVISOR, 2ND DISTRICT													
	Registration	Ballots Cast	Turnout (%)		SUPERVISOR, 2ND DISTRICT NADIA LOCKYER	LIZ FIGUEROA	Write-In						
9430820 - Election Day Reporting	0	0	0.00		0	0	0						
9430830 - Vote by Mail Reporting	0	0	0.00		0	0	0						
9430830 - Election Day Reporting	0	0	0.00		0	0	0						
9431110 - Vote by Mail Reporting	10	0	0.00		0	0	0						
9431110 - Election Day Reporting	10	8	80.00		0	6	0						
9431120 - Vote by Mail Reporting	4	0	0.00		0	0	0						
9431120 - Election Day Reporting	4	1	25.00		0	0	0						
9431200 - Vote by Mail Reporting	8	0	0.00		0	0	0						
9431200 - Election Day Reporting	8	2	25.00		1	1	0						
9431210 - Vote by Mail Reporting	30	0	0.00		0	0	0						
9431210 - Election Day Reporting	30	16	53.33		11	2	0						
9431300 - Vote by Mail Reporting	78	1	1.28		1	0	0						
9431300 - Election Day Reporting	78	52	66.67		23	21	0						
9431400 - Vote by Mail Reporting	279	0	0.00		0	0	0						
9431400 - Election Day Reporting	279	159	56.99		70	51	1						
9431500 - Vote by Mail Reporting	127	0	0.00		0	0	0						
9431500 - Election Day Reporting	127	86	67.72		47	18	2						
9431610 - Vote by Mail Reporting	28	0	0.00		0	0	0						
9431610 - Election Day Reporting	28	17	60.71		7	7	0						
9431620 - Vote by Mail Reporting	19	0	0.00		0	0	0						
9431620 - Election Day Reporting	19	13	68.42		6	2	0						
9431700 - Vote by Mail Reporting	171	1	0.58		1	0	0						
9431700 - Election Day Reporting	171	101	59.06		54	26	0						
9431900 - Vote by Mail Reporting	130	1	0.77		1	0	0						
9431900 - Election Day Reporting	130	74	56.92		33	17	0						
9433620 - Vote by Mail Reporting	190	1	0.53		1	0	0						
9433620 - Election Day Reporting	190	134	70.53		82	27	1						
9433630 - Vote by Mail Reporting	3	0	0.00		0	0	0						
9433630 - Election Day Reporting	3	1	33.33		0	1	0						
9438120 - Vote by Mail Reporting	12	0	0.00		0	0	0						
9438120 - Election Day Reporting	12	9	75.00		2	2	0						
9438140 - Vote by Mail Reporting	0	0	0.00		0	0	0						
9438140 - Election Day Reporting	0	0	0.00		0	0	0						
9438500 - Vote by Mail Reporting	6	0	0.00		0	0	0						
9438500 - Election Day Reporting	6	1	16.67		0	0	0						
9490100 - Vote by Mail Reporting	52	0	0.00		0	0	0						
9490100 - Election Day Reporting	52	42	80.77		13	21	0						
9490200 - Vote by Mail Reporting	0	0	0.00		0	0	0						
9490200 - Election Day Reporting	0	0	0.00		0	0	0						
9490210 - Vote by Mail Reporting	0	0	0.00		0	0	0						
9490210 - Election Day Reporting	0	0	0.00		0	0	0						
9490300 - Vote by Mail Reporting	0	0	0.00		0	0	0						
9490300 - Election Day Reporting	0	0	0.00		0	0	0						
9498100 - Vote by Mail Reporting	6	0	0.00		0	0	0						
9498100 - Election Day Reporting	6	6	100.00		4	0	0						
9498200 - Vote by Mail Reporting	63	0	0.00		0	0	0						
9498200 - Election Day Reporting	63	45	71.43		20	14	0						
9499000 - Vote by Mail Reporting	15	0	0.00		0	0	0						
9499000 - Election Day Reporting	15	12	80.00		4	6	0						
9499010 - Vote by Mail Reporting	0	0	0.00		0	0	0						
9499010 - Election Day Reporting	0	0	0.00		0	0	0						
9810900 - Vote by Mail Reporting	0	0	0.00		0	0	0						
9810900 - Election Day Reporting	0	0	0.00		0	0	0						
9819010 - Vote by Mail Reporting	3	0	0.00		0	0	0						
9819010 - Election Day Reporting	3	3	100.00		0	0	2						
9819020 - Vote by Mail Reporting	23	0	0.00		0	0	0						
9819020 - Election Day Reporting	23	14	60.87		7	3	2						
9819110 - Vote by Mail Reporting	1	0	0.00		0	0	0						
9819110 - Election Day Reporting	1	1	100.00		0	1	0						

**ALAMEDA COUNTY Statement of Vote
GENERAL ELECTION**

NON PARTISAN SUPERVISOR, 2ND DISTRICT													
	Registration	Ballots Cast	Turnout (%)	SUPERVISOR, 2ND DISTRICT NADIA LOCKYER	LIZ FIGUEROA	Write-In							
9820000 - Vote by Mail Reporting	0	0	0.00	0	0	0							
9820000 - Election Day Reporting	0	0	0.00	0	0	0							
9821310 - Vote by Mail Reporting	45	0	0.00	0	0	0							
9821310 - Election Day Reporting	45	27	60.00	14	6	0							
9822020 - Vote by Mail Reporting	215	1	0.47	1	0	0							
9822020 - Election Day Reporting	215	128	59.53	73	31	0							
9823020 - Vote by Mail Reporting	5	1	20.00	0	0	0							
9823020 - Election Day Reporting	5	0	0.00	0	0	0							
9823030 - Vote by Mail Reporting	0	0	0.00	0	0	0							
9823030 - Election Day Reporting	0	0	0.00	0	0	0							
9831220 - Vote by Mail Reporting	11	0	0.00	0	0	0							
9831220 - Election Day Reporting	11	5	45.45	1	4	0							
9834020 - Vote by Mail Reporting	0	0	0.00	0	0	0							
9834020 - Election Day Reporting	0	0	0.00	0	0	0							
9839000 - Vote by Mail Reporting	5	0	0.00	0	0	0							
9839000 - Election Day Reporting	5	2	40.00	2	0	0							
9866820 - Vote by Mail Reporting	93	0	0.00	0	0	0							
9866820 - Election Day Reporting	93	68	73.12	22	37	0							
9870110 - Vote by Mail Reporting	0	0	0.00	0	0	0							
9870110 - Election Day Reporting	0	0	0.00	0	0	0							
9870120 - Vote by Mail Reporting	0	0	0.00	0	0	0							
9870120 - Election Day Reporting	0	0	0.00	0	0	0							
9870150 - Vote by Mail Reporting	0	0	0.00	0	0	0							
9870150 - Election Day Reporting	0	0	0.00	0	0	0							
9880400 - Vote by Mail Reporting	0	0	0.00	0	0	0							
9880400 - Election Day Reporting	0	0	0.00	0	0	0							
9880500 - Vote by Mail Reporting	0	0	0.00	0	0	0							
9880500 - Election Day Reporting	0	0	0.00	0	0	0							
Vote by Mail Reporting Totals	128168	36955	28.83	20919	10436	172							
Election Day Reporting Totals	128168	33149	25.86	16167	10301	194							
District Totals - Absentee													
District Grand Totals													
11th Congressional District	93	68	73.12	22	37	0							
13th Congressional District	128075	70036	54.68	37064	20700	366							
10th State Senatorial District	128168	70104	54.70	37086	20737	366							
18th Assembly District	56460	29757	52.70	16039	8806	163							
20th Assembly District	71708	40347	56.27	21047	11931	203							
1st Dist, Board of Equalization	128168	70104	54.70	37086	20737	366							
2nd Supervisorial District	128168	70104	54.70	37086	20737	366							
ALAMEDA	128168	70104	54.70	37086	20737	366							
City of Fremont	21743	12481	57.40	6102	3621	58							
City of Hayward	55957	29349	52.45	15891	8599	159							
City of Newark	18959	10994	57.99	5548	3534	65							
City of Union City	30837	16750	54.32	9351	4734	76							
Unincorp/Eden Township	52	42	80.77	13	21	0							
Unincorp/Pleasanton Township	524	419	79.96	150	210	4							
Unincorp/Washington Township	96	69	71.88	31	18	4							
Grand Totals	128168	70104	54.70	37086	20737	366							

**ALAMEDA COUNTY Statement of Vote
GENERAL ELECTION**

NON PARTISAN SUPERIOR COURT JUDGE, OFFICE #9													
	Registration	Ballots Cast	Turnout (%)		SUPERIOR COURT JUDGE, OFFICE JOHN CREIGHTON	VICTORIA S. KOLAKOWSKI	Write-In						
200100 - Vote by Mail Reporting	739	376	50.88		113	122	0						
200100 - Election Day Reporting	739	208	28.15		60	69	0						
200200 - Vote by Mail Reporting	726	315	43.39		108	102	0						
200200 - Election Day Reporting	726	248	34.16		71	71	0						
200300 - Vote by Mail Reporting	574	280	48.78		92	103	0						
200300 - Election Day Reporting	574	164	28.57		37	67	1						
200600 - Vote by Mail Reporting	691	334	48.34		118	108	0						
200600 - Election Day Reporting	691	196	28.36		47	69	4						
200700 - Vote by Mail Reporting	644	294	45.65		109	99	0						
200700 - Election Day Reporting	644	188	29.19		48	76	2						
200800 - Vote by Mail Reporting	614	288	46.91		95	102	0						
200800 - Election Day Reporting	614	191	31.11		42	64	0						
201000 - Vote by Mail Reporting	588	274	46.60		82	103	0						
201000 - Election Day Reporting	588	183	31.12		56	63	1						
201100 - Vote by Mail Reporting	669	330	49.33		98	118	2						
201100 - Election Day Reporting	669	191	28.55		57	68	2						
201300 - Vote by Mail Reporting	600	269	44.83		61	106	0						
201300 - Election Day Reporting	600	185	30.83		44	63	0						
201400 - Vote by Mail Reporting	845	358	42.37		116	128	0						
201400 - Election Day Reporting	845	257	30.41		59	80	1						
201410 - Vote by Mail Reporting	583	235	40.31		79	76	1						
201410 - Election Day Reporting	583	187	32.08		53	71	0						
201500 - Vote by Mail Reporting	617	269	43.60		73	91	0						
201500 - Election Day Reporting	617	178	28.85		36	59	0						
201700 - Vote by Mail Reporting	650	190	29.23		49	69	1						
201700 - Election Day Reporting	650	184	28.31		33	75	3						
201900 - Vote by Mail Reporting	918	328	35.73		84	119	2						
201900 - Election Day Reporting	918	281	30.61		48	77	0						
202010 - Vote by Mail Reporting	587	182	31.01		41	66	0						
202010 - Election Day Reporting	587	167	28.45		44	44	0						
202110 - Vote by Mail Reporting	684	172	25.15		50	51	0						
202110 - Election Day Reporting	684	206	30.12		38	55	1						
202400 - Vote by Mail Reporting	708	53	7.49		10	13	1						
202400 - Election Day Reporting	708	183	25.85		26	37	1						
202410 - Vote by Mail Reporting	665	94	14.14		21	29	0						
202410 - Election Day Reporting	665	251	37.74		33	67	4						
202500 - Vote by Mail Reporting	987	75	7.60		13	17	3						
202500 - Election Day Reporting	987	190	19.25		23	28	2						
202510 - Vote by Mail Reporting	861	160	18.58		45	50	0						
202510 - Election Day Reporting	861	224	26.02		46	45	1						
202520 - Vote by Mail Reporting	1050	100	9.52		19	36	0						
202520 - Election Day Reporting	1050	236	22.48		32	56	5						
202540 - Vote by Mail Reporting	782	52	6.65		8	9	0						
202540 - Election Day Reporting	782	165	21.10		31	32	1						
202600 - Vote by Mail Reporting	1105	79	7.15		14	20	0						
202600 - Election Day Reporting	1105	303	27.42		55	51	1						
202620 - Vote by Mail Reporting	933	64	6.86		11	16	0						
202620 - Election Day Reporting	933	220	23.58		33	33	4						
202710 - Vote by Mail Reporting	714	167	23.39		41	65	0						
202710 - Election Day Reporting	714	218	30.53		41	64	1						
202900 - Vote by Mail Reporting	637	266	41.76		97	73	0						
202900 - Election Day Reporting	637	182	28.57		53	52	0						
203100 - Vote by Mail Reporting	698	327	46.85		129	87	0						
203100 - Election Day Reporting	698	207	29.66		72	59	0						
203200 - Vote by Mail Reporting	581	268	46.13		101	57	0						
203200 - Election Day Reporting	581	189	32.53		73	58	0						
203300 - Vote by Mail Reporting	640	282	44.06		87	106	0						
203300 - Election Day Reporting	640	184	28.75		51	58	0						
203400 - Vote by Mail Reporting	666	318	47.75		129	90	0						

**ALAMEDA COUNTY Statement of Vote
GENERAL ELECTION**

NON PARTISAN SUPERIOR COURT JUDGE, OFFICE #9													
	Registration	Ballots Cast	Turnout (%)		SUPERIOR COURT JUDGE, OFFICE JOHN CREIGHTON	VICTORIA S. KOLAKOWSKI	Write-In						
203400 - Election Day Reporting	666	187	28.08		51	53	0						
203500 - Vote by Mail Reporting	1188	367	30.89		131	98	1						
203500 - Election Day Reporting	1188	354	29.80		86	87	4						
203800 - Vote by Mail Reporting	930	403	43.33		114	153	0						
203800 - Election Day Reporting	930	316	33.98		63	111	1						
204000 - Vote by Mail Reporting	1039	291	28.01		75	92	0						
204000 - Election Day Reporting	1039	359	34.55		58	124	4						
204100 - Vote by Mail Reporting	1299	390	30.02		81	156	1						
204100 - Election Day Reporting	1299	482	37.11		94	157	2						
204210 - Vote by Mail Reporting	1184	272	22.97		60	105	0						
204210 - Election Day Reporting	1184	350	29.56		62	116	0						
204220 - Vote by Mail Reporting	703	107	15.22		17	40	0						
204220 - Election Day Reporting	703	210	29.87		41	53	2						
204300 - Vote by Mail Reporting	1114	335	30.07		66	150	0						
204300 - Election Day Reporting	1114	340	30.52		66	124	0						
204310 - Vote by Mail Reporting	812	264	32.51		35	133	0						
204310 - Election Day Reporting	812	297	36.58		42	116	1						
204510 - Vote by Mail Reporting	779	135	17.33		28	47	0						
204510 - Election Day Reporting	779	239	30.68		43	81	0						
204600 - Vote by Mail Reporting	800	137	17.13		31	60	0						
204600 - Election Day Reporting	800	205	25.63		33	75	1						
204800 - Vote by Mail Reporting	654	101	15.44		18	42	0						
204800 - Election Day Reporting	654	180	27.52		34	49	1						
204900 - Vote by Mail Reporting	818	93	11.37		21	38	1						
204900 - Election Day Reporting	818	256	31.30		42	65	3						
204910 - Vote by Mail Reporting	1093	67	6.13		14	19	0						
204910 - Election Day Reporting	1093	294	26.90		49	57	2						
205000 - Vote by Mail Reporting	628	319	50.80		112	111	1						
205000 - Election Day Reporting	628	175	27.87		43	51	0						
205100 - Vote by Mail Reporting	726	361	49.72		125	121	0						
205100 - Election Day Reporting	726	235	32.37		77	74	2						
205200 - Vote by Mail Reporting	820	411	50.12		113	148	0						
205200 - Election Day Reporting	820	247	30.12		64	76	0						
205500 - Vote by Mail Reporting	768	349	45.44		97	126	0						
205500 - Election Day Reporting	768	260	33.85		67	68	1						
205600 - Vote by Mail Reporting	1147	558	48.65		146	196	2						
205600 - Election Day Reporting	1147	336	29.29		74	116	2						
205700 - Vote by Mail Reporting	836	359	42.94		125	105	0						
205700 - Election Day Reporting	836	294	35.17		86	109	0						
205800 - Vote by Mail Reporting	676	339	50.15		104	127	1						
205800 - Election Day Reporting	676	187	27.66		51	78	2						
205900 - Vote by Mail Reporting	950	427	44.95		119	147	0						
205900 - Election Day Reporting	950	318	33.47		82	103	0						
206000 - Vote by Mail Reporting	596	292	48.99		99	108	0						
206000 - Election Day Reporting	596	167	28.02		31	61	0						
206100 - Vote by Mail Reporting	1080	457	42.31		108	190	0						
206100 - Election Day Reporting	1080	365	33.80		97	116	1						
206200 - Vote by Mail Reporting	639	241	37.72		60	99	0						
206200 - Election Day Reporting	639	245	38.34		41	87	2						
206400 - Vote by Mail Reporting	1103	441	39.98		91	199	0						
206400 - Election Day Reporting	1103	340	30.83		69	117	2						
206700 - Vote by Mail Reporting	666	247	37.09		60	87	2						
206700 - Election Day Reporting	666	244	36.64		56	78	3						
206800 - Vote by Mail Reporting	909	243	26.73		51	98	1						
206800 - Election Day Reporting	909	321	35.31		46	104	2						
207000 - Vote by Mail Reporting	602	273	45.35		71	105	0						
207000 - Election Day Reporting	602	203	33.72		37	80	0						
207100 - Vote by Mail Reporting	492	248	50.41		63	117	0						
207100 - Election Day Reporting	492	169	34.35		41	60	0						

**ALAMEDA COUNTY Statement of Vote
GENERAL ELECTION**

NON PARTISAN SUPERIOR COURT JUDGE, OFFICE #9															
	Registration	Ballots Cast	Turnout (%)		SUPERIOR COURT JUDGE, OFFICE JOHN CREIGHTON	VICTORIA S. KOLAKOWSKI	Write-In								
207200 - Vote by Mail Reporting	606	219	36.14		50	91	0								
207200 - Election Day Reporting	606	243	40.10		49	93	4								
207300 - Vote by Mail Reporting	568	241	42.43		55	97	0								
207300 - Election Day Reporting	568	187	32.92		35	69	0								
207500 - Vote by Mail Reporting	636	196	30.82		53	86	0								
207500 - Election Day Reporting	636	200	31.45		35	76	0								
207600 - Vote by Mail Reporting	1089	139	12.76		38	44	1								
207600 - Election Day Reporting	1089	296	27.18		44	83	1								
207700 - Vote by Mail Reporting	993	217	21.85		53	91	1								
207700 - Election Day Reporting	993	288	29.00		58	85	2								
208000 - Vote by Mail Reporting	625	183	29.28		37	74	0								
208000 - Election Day Reporting	625	199	31.84		39	82	3								
208010 - Vote by Mail Reporting	1118	379	33.90		106	166	3								
208010 - Election Day Reporting	1118	352	31.48		56	145	1								
208100 - Vote by Mail Reporting	583	180	30.87		38	90	0								
208100 - Election Day Reporting	583	239	40.99		55	105	0								
208110 - Vote by Mail Reporting	606	224	36.96		50	100	1								
208110 - Election Day Reporting	606	209	34.49		39	74	2								
208200 - Vote by Mail Reporting	659	232	35.20		51	81	1								
208200 - Election Day Reporting	659	229	34.75		35	87	0								
208210 - Vote by Mail Reporting	789	262	33.21		61	104	1								
208210 - Election Day Reporting	789	232	29.40		50	90	0								
208300 - Vote by Mail Reporting	878	300	34.17		89	122	0								
208300 - Election Day Reporting	878	274	31.21		51	106	2								
208310 - Vote by Mail Reporting	701	158	22.54		43	61	1								
208310 - Election Day Reporting	701	230	32.81		55	84	5								
208400 - Vote by Mail Reporting	819	224	27.35		62	98	0								
208400 - Election Day Reporting	819	294	35.90		48	118	4								
208500 - Vote by Mail Reporting	558	215	38.53		50	93	0								
208500 - Election Day Reporting	558	152	27.24		28	61	1								
208510 - Vote by Mail Reporting	1048	346	33.02		86	145	0								
208510 - Election Day Reporting	1048	325	31.01		71	121	8								
208600 - Vote by Mail Reporting	404	123	30.45		25	62	0								
208600 - Election Day Reporting	404	160	39.60		25	70	1								
208610 - Vote by Mail Reporting	1034	336	32.50		84	150	0								
208610 - Election Day Reporting	1034	307	29.69		55	107	0								
208700 - Vote by Mail Reporting	948	212	22.36		63	86	0								
208700 - Election Day Reporting	948	308	32.49		63	126	4								
208710 - Vote by Mail Reporting	451	108	23.95		22	53	1								
208710 - Election Day Reporting	451	144	31.93		31	64	1								
208800 - Vote by Mail Reporting	912	178	19.52		48	72	0								
208800 - Election Day Reporting	912	251	27.52		46	97	2								
208810 - Vote by Mail Reporting	862	255	29.58		86	113	2								
208810 - Election Day Reporting	862	222	25.75		58	82	2								
208900 - Vote by Mail Reporting	866	190	21.94		52	78	3								
208900 - Election Day Reporting	866	271	31.29		62	105	2								
208910 - Vote by Mail Reporting	818	201	24.57		51	101	1								
208910 - Election Day Reporting	818	242	29.58		42	90	1								
209000 - Vote by Mail Reporting	724	288	39.78		86	121	0								
209000 - Election Day Reporting	724	228	31.49		43	84	1								
209010 - Vote by Mail Reporting	802	281	35.04		64	139	1								
209010 - Election Day Reporting	802	262	32.67		64	97	2								
209100 - Vote by Mail Reporting	707	269	38.05		77	119	0								
209100 - Election Day Reporting	707	201	28.43		51	71	1								
209110 - Vote by Mail Reporting	655	250	38.17		64	106	0								
209110 - Election Day Reporting	655	214	32.67		35	92	1								
209200 - Vote by Mail Reporting	927	336	36.25		75	168	1								
209200 - Election Day Reporting	927	301	32.47		53	116	4								
209300 - Vote by Mail Reporting	1158	372	32.12		77	170	4								

**ALAMEDA COUNTY Statement of Vote
GENERAL ELECTION**

NON PARTISAN SUPERIOR COURT JUDGE, OFFICE #9													
	Registration	Ballots Cast	Turnout (%)	SUPERIOR COURT JUDGE, OFFICE JOHN CREIGHTON	VICTORIA S. KOLAKOWSKI	Write-In							
209300 - Election Day Reporting	1158	376	32.47	52	156	2							
209310 - Vote by Mail Reporting	1161	456	39.28	131	197	2							
209310 - Election Day Reporting	1161	375	32.30	70	120	3							
209400 - Vote by Mail Reporting	956	442	46.23	103	180	0							
209400 - Election Day Reporting	956	289	30.23	56	121	1							
209410 - Vote by Mail Reporting	663	284	42.84	60	124	1							
209410 - Election Day Reporting	663	207	31.22	44	76	1							
209510 - Vote by Mail Reporting	975	372	38.15	105	147	0							
209510 - Election Day Reporting	975	347	35.59	62	129	1							
209600 - Vote by Mail Reporting	788	250	31.73	72	96	0							
209600 - Election Day Reporting	788	294	37.31	67	125	5							
209610 - Vote by Mail Reporting	646	198	30.65	49	81	2							
209610 - Election Day Reporting	646	169	26.16	30	62	3							
209700 - Vote by Mail Reporting	795	287	36.10	62	124	2							
209700 - Election Day Reporting	795	232	29.18	51	79	1							
209710 - Vote by Mail Reporting	866	209	24.13	62	86	0							
209710 - Election Day Reporting	866	299	34.53	81	104	4							
209800 - Vote by Mail Reporting	733	173	23.60	38	86	2							
209800 - Election Day Reporting	733	288	39.29	69	110	4							
209900 - Vote by Mail Reporting	697	222	31.85	37	96	0							
209900 - Election Day Reporting	697	230	33.00	45	76	1							
213100 - Vote by Mail Reporting	1040	546	52.50	157	171	5							
213100 - Election Day Reporting	1040	250	24.04	80	78	1							
213300 - Vote by Mail Reporting	1275	618	48.47	228	200	1							
213300 - Election Day Reporting	1275	309	24.24	92	90	4							
213400 - Vote by Mail Reporting	655	300	45.80	111	92	1							
213400 - Election Day Reporting	655	200	30.53	73	61	1							
213500 - Vote by Mail Reporting	1144	597	52.19	234	178	2							
213500 - Election Day Reporting	1144	278	24.30	101	64	2							
213600 - Vote by Mail Reporting	786	350	44.53	102	125	1							
213600 - Election Day Reporting	786	246	31.30	68	78	2							
213700 - Vote by Mail Reporting	734	307	41.83	106	91	0							
213700 - Election Day Reporting	734	268	36.51	91	81	0							
213800 - Vote by Mail Reporting	915	472	51.58	162	118	3							
213800 - Election Day Reporting	915	251	27.43	83	68	0							
213900 - Vote by Mail Reporting	651	313	48.08	95	96	2							
213900 - Election Day Reporting	651	213	32.72	71	50	0							
214100 - Vote by Mail Reporting	745	359	48.19	117	120	2							
214100 - Election Day Reporting	745	232	31.14	85	65	0							
214200 - Vote by Mail Reporting	1101	536	48.68	192	165	2							
214200 - Election Day Reporting	1101	321	29.16	123	84	2							
214300 - Vote by Mail Reporting	819	291	47.01	109	86	1							
214300 - Election Day Reporting	819	195	31.50	71	51	0							
214400 - Vote by Mail Reporting	679	292	43.00	101	101	2							
214400 - Election Day Reporting	679	251	36.97	99	67	1							
214500 - Vote by Mail Reporting	612	276	45.10	95	89	0							
214500 - Election Day Reporting	612	220	35.95	77	69	1							
214600 - Vote by Mail Reporting	1004	443	44.12	126	178	2							
214600 - Election Day Reporting	1004	301	29.98	72	109	1							
214800 - Vote by Mail Reporting	1055	430	40.76	110	162	1							
214800 - Election Day Reporting	1055	391	37.06	113	139	2							
215100 - Vote by Mail Reporting	1284	435	33.88	89	186	1							
215100 - Election Day Reporting	1284	499	38.86	106	213	3							
215120 - Vote by Mail Reporting	862	341	39.56	75	155	3							
215120 - Election Day Reporting	862	316	36.66	70	119	3							
215200 - Vote by Mail Reporting	648	239	36.88	53	110	2							
215200 - Election Day Reporting	648	225	34.72	44	106	0							
215300 - Vote by Mail Reporting	691	292	42.26	77	102	2							
215300 - Election Day Reporting	691	266	38.49	69	89	0							

**ALAMEDA COUNTY Statement of Vote
GENERAL ELECTION**

NON PARTISAN SUPERIOR COURT JUDGE, OFFICE #9													
	Registration	Ballots Cast	Turnout (%)	SUPERIOR COURT JUDGE, OFFICE JOHN CREIGHTON	VICTORIA S. KOLAKOWSKI	Write-In							
215500 - Vote by Mail Reporting	762	311	40.81	85	120	1							
215500 - Election Day Reporting	762	299	39.24	69	120	0							
215600 - Vote by Mail Reporting	1083	384	35.46	93	132	0							
215600 - Election Day Reporting	1083	368	33.98	93	127	1							
215610 - Vote by Mail Reporting	676	225	33.28	39	113	0							
215610 - Election Day Reporting	676	210	31.07	34	75	4							
215700 - Vote by Mail Reporting	835	245	29.34	53	126	2							
215700 - Election Day Reporting	835	327	39.16	51	129	9							
215800 - Vote by Mail Reporting	1258	325	25.83	65	147	1							
215800 - Election Day Reporting	1258	424	33.70	66	176	13							
223000 - Vote by Mail Reporting	660	240	36.36	58	101	2							
223000 - Election Day Reporting	660	205	31.06	47	75	0							
223010 - Vote by Mail Reporting	909	332	36.52	78	137	2							
223010 - Election Day Reporting	909	312	34.32	76	105	1							
223200 - Vote by Mail Reporting	548	198	36.13	40	94	1							
223200 - Election Day Reporting	548	219	39.96	53	72	1							
223300 - Vote by Mail Reporting	839	322	38.38	75	125	1							
223300 - Election Day Reporting	839	314	37.43	81	109	0							
223400 - Vote by Mail Reporting	632	288	45.57	96	95	0							
223400 - Election Day Reporting	632	188	29.75	50	71	0							
224000 - Vote by Mail Reporting	931	438	47.05	173	132	1							
224000 - Election Day Reporting	931	286	30.72	123	67	2							
224200 - Vote by Mail Reporting	1317	582	44.19	179	216	4							
224200 - Election Day Reporting	1317	451	34.24	131	138	1							
224300 - Vote by Mail Reporting	613	250	40.78	71	96	0							
224300 - Election Day Reporting	613	177	28.87	55	61	1							
224500 - Vote by Mail Reporting	1133	448	39.54	116	178	0							
224500 - Election Day Reporting	1133	380	33.54	102	160	4							
224600 - Vote by Mail Reporting	897	282	31.44	73	127	0							
224600 - Election Day Reporting	897	392	43.70	96	139	2							
224700 - Vote by Mail Reporting	993	401	40.38	121	149	5							
224700 - Election Day Reporting	993	257	25.88	76	89	2							
224800 - Vote by Mail Reporting	716	287	40.08	90	119	1							
224800 - Election Day Reporting	716	224	31.28	48	85	0							
225000 - Vote by Mail Reporting	533	197	36.96	41	79	1							
225000 - Election Day Reporting	533	205	38.46	46	85	2							
225100 - Vote by Mail Reporting	808	278	34.41	51	133	3							
225100 - Election Day Reporting	808	291	36.01	57	125	1							
225200 - Vote by Mail Reporting	1321	435	32.93	81	207	2							
225200 - Election Day Reporting	1321	426	32.25	95	160	3							
225400 - Vote by Mail Reporting	1118	422	37.75	103	157	1							
225400 - Election Day Reporting	1118	367	32.83	70	129	2							
225600 - Vote by Mail Reporting	663	240	36.20	52	109	0							
225600 - Election Day Reporting	663	230	34.69	60	81	6							
225700 - Vote by Mail Reporting	899	346	38.49	90	133	0							
225700 - Election Day Reporting	899	287	31.92	80	109	4							
225710 - Vote by Mail Reporting	986	430	43.61	117	178	2							
225710 - Election Day Reporting	986	298	30.22	76	107	6							
225810 - Vote by Mail Reporting	620	202	32.58	51	88	0							
225810 - Election Day Reporting	620	220	35.48	52	67	2							
225900 - Vote by Mail Reporting	833	421	50.54	156	151	0							
225900 - Election Day Reporting	833	238	28.57	80	54	0							
225910 - Vote by Mail Reporting	1139	490	43.02	123	191	0							
225910 - Election Day Reporting	1139	355	31.17	81	131	0							
226100 - Vote by Mail Reporting	680	363	53.38	179	84	4							
226100 - Election Day Reporting	680	229	33.68	107	54	1							
226200 - Vote by Mail Reporting	1004	465	46.31	172	158	0							
226200 - Election Day Reporting	1004	295	29.38	102	108	1							
226300 - Vote by Mail Reporting	734	367	50.00	142	94	1							

**ALAMEDA COUNTY Statement of Vote
GENERAL ELECTION**

NON PARTISAN SUPERIOR COURT JUDGE, OFFICE #9														
	Registration	Ballots Cast	Turnout (%)		SUPERIOR COURT JUDGE, OFFICE JOHN CREIGHTON	VICTORIA S. KOLAKOWSKI	Write-In							
226300 - Election Day Reporting	734	222	30.25		89	62	0							
226400 - Vote by Mail Reporting	683	344	50.37		146	88	2							
226400 - Election Day Reporting	683	192	28.11		102	32	0							
244000 - Vote by Mail Reporting	804	376	46.77		151	108	0							
244000 - Election Day Reporting	804	280	34.83		103	81	2							
244100 - Vote by Mail Reporting	1011	506	50.05		159	176	5							
244100 - Election Day Reporting	1011	304	30.07		86	105	3							
244200 - Vote by Mail Reporting	758	357	47.10		138	103	1							
244200 - Election Day Reporting	758	234	30.87		91	51	0							
244300 - Vote by Mail Reporting	1157	588	50.82		220	180	4							
244300 - Election Day Reporting	1157	344	29.73		116	113	0							
244400 - Vote by Mail Reporting	851	439	51.59		150	148	1							
244400 - Election Day Reporting	851	235	27.61		88	62	1							
244500 - Vote by Mail Reporting	767	376	49.02		128	119	0							
244500 - Election Day Reporting	767	245	31.94		83	79	0							
244600 - Vote by Mail Reporting	638	364	57.05		121	123	3							
244600 - Election Day Reporting	638	145	22.73		51	36	1							
244700 - Vote by Mail Reporting	854	443	51.87		156	135	0							
244700 - Election Day Reporting	854	241	28.22		98	51	0							
244800 - Vote by Mail Reporting	808	428	52.97		141	142	2							
244800 - Election Day Reporting	808	210	25.99		69	59	2							
244900 - Vote by Mail Reporting	686	292	42.57		101	113	1							
244900 - Election Day Reporting	686	235	34.26		75	74	0							
245000 - Vote by Mail Reporting	760	386	50.79		156	112	1							
245000 - Election Day Reporting	760	206	27.11		86	63	2							
245100 - Vote by Mail Reporting	754	363	48.14		138	116	0							
245100 - Election Day Reporting	754	246	32.63		85	68	1							
245200 - Vote by Mail Reporting	1288	668	51.86		284	217	1							
245200 - Election Day Reporting	1288	366	28.42		146	99	1							
260100 - Vote by Mail Reporting	1024	330	32.23		80	125	1							
260100 - Election Day Reporting	1024	326	31.84		79	99	4							
260300 - Vote by Mail Reporting	725	217	29.93		47	87	0							
260300 - Election Day Reporting	725	201	27.72		42	67	0							
260400 - Vote by Mail Reporting	723	230	31.81		66	76	0							
260400 - Election Day Reporting	723	256	35.41		70	80	1							
260610 - Vote by Mail Reporting	726	310	42.70		89	131	0							
260610 - Election Day Reporting	726	153	21.07		51	50	1							
260800 - Vote by Mail Reporting	711	262	36.85		53	119	0							
260800 - Election Day Reporting	711	232	32.63		62	85	2							
260900 - Vote by Mail Reporting	870	340	39.08		80	125	2							
260900 - Election Day Reporting	870	306	35.17		61	120	2							
261000 - Vote by Mail Reporting	830	352	42.41		71	144	1							
261000 - Election Day Reporting	830	288	34.70		67	96	1							
261300 - Vote by Mail Reporting	837	314	37.51		74	126	1							
261300 - Election Day Reporting	837	251	29.99		54	100	4							
261400 - Vote by Mail Reporting	658	232	35.26		39	82	4							
261400 - Election Day Reporting	658	236	35.87		55	81	6							
261600 - Vote by Mail Reporting	829	360	43.43		74	148	0							
261600 - Election Day Reporting	829	262	31.60		66	80	0							
261700 - Vote by Mail Reporting	656	260	39.63		57	112	0							
261700 - Election Day Reporting	656	254	38.72		73	74	0							
262000 - Vote by Mail Reporting	887	439	49.49		93	174	1							
262000 - Election Day Reporting	887	251	28.30		62	84	1							
262100 - Vote by Mail Reporting	736	361	49.05		70	139	0							
262100 - Election Day Reporting	736	223	30.30		56	84	0							
280100 - Vote by Mail Reporting	1544	690	44.69		353	137	1							
280100 - Election Day Reporting	1544	457	29.60		241	83	3							
280500 - Vote by Mail Reporting	1476	785	53.18		432	148	1							
280500 - Election Day Reporting	1476	369	25.00		191	63	3							

**ALAMEDA COUNTY Statement of Vote
GENERAL ELECTION**

NON PARTISAN SUPERIOR COURT JUDGE, OFFICE #9													
	Registration	Ballots Cast	Turnout (%)		SUPERIOR COURT JUDGE, OFFICE JOHN CREIGHTON	VICTORIA S. KOLAKOWSKI	Write-In						
280700 - Vote by Mail Reporting	1592	796	50.00		392	171	1						
280700 - Election Day Reporting	1592	399	25.06		194	75	0						
281000 - Vote by Mail Reporting	1369	711	51.94		359	105	3						
281000 - Election Day Reporting	1369	321	23.45		177	46	4						
281300 - Vote by Mail Reporting	1157	577	49.87		284	131	0						
281300 - Election Day Reporting	1157	313	27.05		159	58	4						
281600 - Vote by Mail Reporting	1105	446	40.36		196	97	2						
281600 - Election Day Reporting	1105	390	35.29		154	104	1						
300000 - Vote by Mail Reporting	698	258	36.96		97	101	2						
300000 - Election Day Reporting	698	207	29.66		66	56	2						
300100 - Vote by Mail Reporting	1141	572	50.13		214	207	3						
300100 - Election Day Reporting	1141	301	26.38		130	83	0						
300110 - Vote by Mail Reporting	817	345	42.23		148	115	0						
300110 - Election Day Reporting	817	232	28.40		74	77	3						
300120 - Vote by Mail Reporting	504	200	39.68		67	85	2						
300120 - Election Day Reporting	504	165	32.74		61	53	2						
300130 - Vote by Mail Reporting	797	351	44.04		136	110	4						
300130 - Election Day Reporting	797	189	23.71		82	59	0						
300140 - Vote by Mail Reporting	1077	469	43.55		175	152	3						
300140 - Election Day Reporting	1077	268	24.88		99	72	1						
300150 - Vote by Mail Reporting	928	449	48.38		175	133	2						
300150 - Election Day Reporting	928	224	24.14		85	57	1						
300170 - Vote by Mail Reporting	606	278	45.87		127	69	1						
300170 - Election Day Reporting	606	178	29.37		76	44	0						
300180 - Vote by Mail Reporting	735	308	41.90		125	93	0						
300180 - Election Day Reporting	735	206	28.03		82	58	0						
300200 - Vote by Mail Reporting	582	236	40.55		99	71	0						
300200 - Election Day Reporting	582	153	26.29		57	50	0						
300210 - Vote by Mail Reporting	827	429	51.87		162	135	3						
300210 - Election Day Reporting	827	193	23.34		79	49	1						
300300 - Vote by Mail Reporting	767	343	44.72		122	115	0						
300300 - Election Day Reporting	767	257	33.51		88	83	1						
300400 - Vote by Mail Reporting	686	290	42.27		97	112	0						
300400 - Election Day Reporting	686	224	32.65		93	61	2						
300800 - Vote by Mail Reporting	1253	596	47.57		257	162	3						
300800 - Election Day Reporting	1253	413	32.96		161	116	2						
301100 - Vote by Mail Reporting	704	307	43.61		108	107	1						
301100 - Election Day Reporting	704	240	34.09		84	82	3						
301200 - Vote by Mail Reporting	731	261	35.70		82	99	1						
301200 - Election Day Reporting	731	285	38.99		105	87	1						
301400 - Vote by Mail Reporting	1360	549	40.37		200	201	2						
301400 - Election Day Reporting	1360	473	34.78		153	144	4						
301520 - Vote by Mail Reporting	1207	431	35.71		150	159	3						
301520 - Election Day Reporting	1207	336	27.84		112	96	6						
301800 - Vote by Mail Reporting	851	330	38.78		130	106	0						
301800 - Election Day Reporting	851	287	33.73		100	89	1						
301900 - Vote by Mail Reporting	855	331	38.71		89	148	2						
301900 - Election Day Reporting	855	236	27.60		75	78	4						
302000 - Vote by Mail Reporting	882	314	35.60		110	115	4						
302000 - Election Day Reporting	882	282	31.97		99	85	1						
302100 - Vote by Mail Reporting	675	198	29.33		66	85	0						
302100 - Election Day Reporting	675	231	34.22		64	78	2						
302200 - Vote by Mail Reporting	694	247	35.59		99	92	0						
302200 - Election Day Reporting	694	297	42.80		133	74	0						
302400 - Vote by Mail Reporting	697	203	29.12		62	90	3						
302400 - Election Day Reporting	697	212	30.42		62	72	1						
302500 - Vote by Mail Reporting	1192	365	30.62		114	155	1						
302500 - Election Day Reporting	1192	337	28.27		100	121	3						
302510 - Vote by Mail Reporting	747	262	35.07		91	89	2						

**ALAMEDA COUNTY Statement of Vote
GENERAL ELECTION**

NON PARTISAN SUPERIOR COURT JUDGE, OFFICE #9													
	Registration	Ballots Cast	Turnout (%)		SUPERIOR COURT JUDGE, OFFICE JOHN CREIGHTON	VICTORIA S. KOLAKOWSKI	Write-In						
302510 - Election Day Reporting	747	225	30.12		66	83	2						
302700 - Vote by Mail Reporting	813	257	31.61		68	113	4						
302700 - Election Day Reporting	813	252	31.00		66	93	1						
303000 - Vote by Mail Reporting	733	275	37.52		71	114	0						
303000 - Election Day Reporting	733	249	33.97		73	100	4						
303300 - Vote by Mail Reporting	1112	511	45.95		188	189	2						
303300 - Election Day Reporting	1112	289	25.99		92	110	4						
303400 - Vote by Mail Reporting	689	343	49.78		127	118	2						
303400 - Election Day Reporting	689	216	31.35		86	73	1						
303500 - Vote by Mail Reporting	668	235	35.18		83	79	0						
303500 - Election Day Reporting	668	227	33.98		94	72	1						
303600 - Vote by Mail Reporting	1316	422	32.07		142	163	5						
303600 - Election Day Reporting	1316	457	34.73		137	154	2						
303800 - Vote by Mail Reporting	761	274	36.01		92	101	2						
303800 - Election Day Reporting	761	249	32.72		79	91	1						
304000 - Vote by Mail Reporting	726	267	36.78		113	88	1						
304000 - Election Day Reporting	726	278	38.29		102	94	3						
304120 - Vote by Mail Reporting	1243	492	39.58		159	207	2						
304120 - Election Day Reporting	1243	311	25.02		102	100	3						
304200 - Vote by Mail Reporting	637	319	50.08		116	107	0						
304200 - Election Day Reporting	637	190	29.83		74	53	0						
304500 - Vote by Mail Reporting	726	266	36.64		83	108	1						
304500 - Election Day Reporting	726	234	32.23		56	79	2						
304600 - Vote by Mail Reporting	893	307	34.38		74	135	2						
304600 - Election Day Reporting	893	296	33.15		94	86	3						
304700 - Vote by Mail Reporting	710	231	32.54		80	78	0						
304700 - Election Day Reporting	710	218	30.70		59	79	0						
304800 - Vote by Mail Reporting	878	280	31.89		89	107	0						
304800 - Election Day Reporting	878	286	32.57		101	101	1						
304900 - Vote by Mail Reporting	1492	444	29.76		148	197	2						
304900 - Election Day Reporting	1492	386	25.87		106	162	4						
305000 - Vote by Mail Reporting	690	252	36.52		95	89	0						
305000 - Election Day Reporting	690	186	26.96		65	55	1						
305010 - Vote by Mail Reporting	869	445	51.21		152	167	1						
305010 - Election Day Reporting	869	197	22.67		69	63	1						
305100 - Vote by Mail Reporting	1068	400	37.45		148	141	1						
305100 - Election Day Reporting	1068	205	19.19		71	70	4						
305400 - Vote by Mail Reporting	742	272	36.66		99	96	1						
305400 - Election Day Reporting	742	269	36.25		91	101	1						
305410 - Vote by Mail Reporting	629	249	39.59		91	86	1						
305410 - Election Day Reporting	629	184	29.25		66	77	0						
305600 - Vote by Mail Reporting	973	285	29.29		75	125	0						
305600 - Election Day Reporting	973	274	28.16		80	101	1						
305700 - Vote by Mail Reporting	802	312	38.90		110	108	1						
305700 - Election Day Reporting	802	259	32.29		73	93	1						
310000 - Vote by Mail Reporting	820	241	29.39		62	100	2						
310000 - Election Day Reporting	820	257	31.34		70	97	3						
310100 - Vote by Mail Reporting	1100	249	22.64		53	115	4						
310100 - Election Day Reporting	1100	345	31.36		87	127	5						
310200 - Vote by Mail Reporting	679	212	31.22		52	107	1						
310200 - Election Day Reporting	679	191	28.13		41	72	0						
310300 - Vote by Mail Reporting	686	186	27.11		41	91	2						
310300 - Election Day Reporting	686	230	33.53		40	87	3						
310400 - Vote by Mail Reporting	754	174	23.08		32	85	0						
310400 - Election Day Reporting	754	249	33.02		47	106	3						
310500 - Vote by Mail Reporting	641	165	25.74		54	63	1						
310500 - Election Day Reporting	641	232	36.19		61	86	5						
310600 - Vote by Mail Reporting	828	221	26.69		44	119	4						
310600 - Election Day Reporting	828	265	32.00		48	99	3						

**ALAMEDA COUNTY Statement of Vote
GENERAL ELECTION**

NON PARTISAN SUPERIOR COURT JUDGE, OFFICE #9													
	Registration	Ballots Cast	Turnout (%)		SUPERIOR COURT JUDGE, OFFICE JOHN CREIGHTON	VICTORIA S. KOLAKOWSKI	Write-In						
310700 - Vote by Mail Reporting	1168	299	25.60		90	131	1						
310700 - Election Day Reporting	1168	393	33.65		83	152	6						
310900 - Vote by Mail Reporting	1335	434	32.51		65	214	3						
310900 - Election Day Reporting	1335	493	36.93		79	214	0						
311100 - Vote by Mail Reporting	1348	392	29.08		88	179	1						
311100 - Election Day Reporting	1348	464	34.42		91	211	6						
311200 - Vote by Mail Reporting	1236	325	26.29		66	143	2						
311200 - Election Day Reporting	1236	418	33.82		103	182	3						
311400 - Vote by Mail Reporting	846	216	25.53		40	101	1						
311400 - Election Day Reporting	846	251	29.67		55	104	4						
311510 - Vote by Mail Reporting	1345	337	25.06		90	159	1						
311510 - Election Day Reporting	1345	369	27.43		78	162	6						
311700 - Vote by Mail Reporting	1239	295	23.81		76	135	4						
311700 - Election Day Reporting	1239	304	24.54		74	120	3						
323000 - Vote by Mail Reporting	714	246	34.45		51	101	2						
323000 - Election Day Reporting	714	226	31.65		58	70	3						
323200 - Vote by Mail Reporting	974	373	38.30		114	142	1						
323200 - Election Day Reporting	974	275	28.23		63	108	1						
325000 - Vote by Mail Reporting	671	181	26.97		38	77	3						
325000 - Election Day Reporting	671	232	34.58		45	106	2						
325100 - Vote by Mail Reporting	1158	350	30.22		91	147	2						
325100 - Election Day Reporting	1158	362	31.26		82	166	2						
325200 - Vote by Mail Reporting	896	274	30.58		63	138	1						
325200 - Election Day Reporting	896	319	35.60		63	106	0						
325300 - Vote by Mail Reporting	1229	482	39.22		146	185	3						
325300 - Election Day Reporting	1229	305	24.82		61	111	1						
325400 - Vote by Mail Reporting	648	216	33.33		61	86	3						
325400 - Election Day Reporting	648	180	27.78		45	70	3						
325500 - Vote by Mail Reporting	731	313	42.82		75	138	1						
325500 - Election Day Reporting	731	175	23.94		49	61	1						
325510 - Vote by Mail Reporting	1279	448	35.03		119	179	4						
325510 - Election Day Reporting	1279	363	28.38		106	120	5						
325600 - Vote by Mail Reporting	745	355	47.65		105	142	1						
325600 - Election Day Reporting	745	169	22.68		40	67	1						
325700 - Vote by Mail Reporting	1172	425	36.26		84	199	4						
325700 - Election Day Reporting	1172	402	34.30		86	157	3						
325800 - Vote by Mail Reporting	1122	422	37.61		105	164	0						
325800 - Election Day Reporting	1122	395	35.20		77	157	6						
333100 - Vote by Mail Reporting	908	317	34.91		83	127	2						
333100 - Election Day Reporting	908	285	31.39		67	95	4						
333200 - Vote by Mail Reporting	1397	544	38.94		126	217	2						
333200 - Election Day Reporting	1397	375	26.84		87	148	6						
333400 - Vote by Mail Reporting	627	208	33.17		65	58	2						
333400 - Election Day Reporting	627	103	16.43		18	31	2						
333410 - Vote by Mail Reporting	1138	452	39.72		128	172	3						
333410 - Election Day Reporting	1138	301	26.45		84	115	3						
333500 - Vote by Mail Reporting	1100	399	36.27		100	188	3						
333500 - Election Day Reporting	1100	335	30.45		77	108	2						
333510 - Vote by Mail Reporting	705	263	37.30		65	113	1						
333510 - Election Day Reporting	705	207	29.36		41	96	2						
333600 - Vote by Mail Reporting	489	192	39.26		61	83	0						
333600 - Election Day Reporting	489	122	24.95		44	45	1						
333800 - Vote by Mail Reporting	1204	399	33.14		89	182	2						
333800 - Election Day Reporting	1204	324	26.91		76	128	1						
333900 - Vote by Mail Reporting	1056	352	33.33		100	108	0						
333900 - Election Day Reporting	1056	177	16.76		51	47	3						
334000 - Vote by Mail Reporting	907	209	23.04		62	94	2						
334000 - Election Day Reporting	907	200	22.05		44	85	6						
334100 - Vote by Mail Reporting	1089	252	23.14		66	111	3						

**ALAMEDA COUNTY Statement of Vote
GENERAL ELECTION**

NON PARTISAN SUPERIOR COURT JUDGE, OFFICE #9													
	Registration	Ballots Cast	Turnout (%)		SUPERIOR COURT JUDGE, OFFICE JOHN CREIGHTON	VICTORIA S. KOLAKOWSKI	Write-In						
334100 - Election Day Reporting	1089	262	24.06		66	102	5						
334600 - Vote by Mail Reporting	1239	350	28.25		98	147	2						
334600 - Election Day Reporting	1239	376	30.35		104	136	5						
334700 - Vote by Mail Reporting	547	116	21.21		30	52	2						
334700 - Election Day Reporting	547	153	27.97		45	58	2						
335000 - Vote by Mail Reporting	1227	270	22.00		59	131	1						
335000 - Election Day Reporting	1227	352	28.69		67	131	9						
335100 - Vote by Mail Reporting	857	185	21.59		53	79	1						
335100 - Election Day Reporting	857	232	27.07		59	96	4						
335200 - Vote by Mail Reporting	594	114	19.19		30	54	0						
335200 - Election Day Reporting	594	153	25.76		46	65	2						
335300 - Vote by Mail Reporting	919	204	22.20		54	83	2						
335300 - Election Day Reporting	919	283	30.79		60	120	9						
335400 - Vote by Mail Reporting	667	122	18.29		35	53	4						
335400 - Election Day Reporting	667	141	21.14		34	49	0						
335500 - Vote by Mail Reporting	767	129	16.82		21	53	2						
335500 - Election Day Reporting	767	226	29.47		59	84	7						
335600 - Vote by Mail Reporting	731	112	15.32		26	48	4						
335600 - Election Day Reporting	731	206	28.18		63	80	6						
335700 - Vote by Mail Reporting	1481	415	28.02		107	169	4						
335700 - Election Day Reporting	1481	429	28.97		95	156	7						
335800 - Vote by Mail Reporting	645	168	26.05		53	63	3						
335800 - Election Day Reporting	645	130	20.16		36	41	2						
335900 - Vote by Mail Reporting	862	148	17.17		42	68	1						
335900 - Election Day Reporting	862	240	27.84		80	98	6						
336100 - Vote by Mail Reporting	962	212	22.04		67	75	1						
336100 - Election Day Reporting	962	318	33.06		85	122	2						
336200 - Vote by Mail Reporting	855	133	15.56		44	69	0						
336200 - Election Day Reporting	855	249	29.12		62	107	3						
336400 - Vote by Mail Reporting	757	167	22.06		30	83	7						
336400 - Election Day Reporting	757	202	26.68		53	75	3						
336500 - Vote by Mail Reporting	1350	266	19.70		79	105	2						
336500 - Election Day Reporting	1350	312	23.11		110	113	8						
336600 - Vote by Mail Reporting	1100	210	19.09		79	83	2						
336600 - Election Day Reporting	1100	292	26.55		90	118	5						
336710 - Vote by Mail Reporting	1345	269	20.00		86	93	5						
336710 - Election Day Reporting	1345	348	25.87		83	143	12						
336900 - Vote by Mail Reporting	604	216	35.76		51	87	2						
336900 - Election Day Reporting	604	129	21.36		37	53	0						
337000 - Vote by Mail Reporting	740	260	35.14		69	76	1						
337000 - Election Day Reporting	740	94	12.70		21	22	2						
337100 - Vote by Mail Reporting	723	178	24.62		48	67	3						
337100 - Election Day Reporting	723	213	29.46		46	77	1						
337110 - Vote by Mail Reporting	565	243	43.01		61	42	1						
337110 - Election Day Reporting	565	95	16.81		17	16	0						
344000 - Vote by Mail Reporting	975	280	28.72		96	88	3						
344000 - Election Day Reporting	975	252	25.85		72	101	4						
344010 - Vote by Mail Reporting	640	158	24.69		49	76	3						
344010 - Election Day Reporting	640	125	19.53		44	37	4						
344100 - Vote by Mail Reporting	612	168	27.45		47	78	1						
344100 - Election Day Reporting	612	151	24.67		52	60	2						
344200 - Vote by Mail Reporting	1102	330	29.95		97	137	4						
344200 - Election Day Reporting	1102	327	29.67		82	133	5						
344300 - Vote by Mail Reporting	766	340	44.39		83	139	0						
344300 - Election Day Reporting	766	208	27.15		51	73	0						
344400 - Vote by Mail Reporting	666	344	51.65		109	131	1						
344400 - Election Day Reporting	666	194	29.13		65	74	1						
344500 - Vote by Mail Reporting	656	257	39.18		58	136	2						
344500 - Election Day Reporting	656	186	28.35		49	77	1						

**ALAMEDA COUNTY Statement of Vote
GENERAL ELECTION**

NON PARTISAN SUPERIOR COURT JUDGE, OFFICE #9													
	Registration	Ballots Cast	Turnout (%)		SUPERIOR COURT JUDGE, OFFICE JOHN CREIGHTON	VICTORIA S. KOLAKOWSKI	Write-In						
344600 - Vote by Mail Reporting	681	261	38.33		63	104	1						
344600 - Election Day Reporting	681	243	35.68		58	99	3						
344700 - Vote by Mail Reporting	628	292	46.50		79	117	0						
344700 - Election Day Reporting	628	193	30.73		53	72	2						
344800 - Vote by Mail Reporting	624	276	44.23		80	99	0						
344800 - Election Day Reporting	624	206	33.01		68	73	0						
344900 - Vote by Mail Reporting	920	372	40.43		83	185	4						
344900 - Election Day Reporting	920	245	26.63		71	91	0						
345000 - Vote by Mail Reporting	815	289	35.46		91	111	2						
345000 - Election Day Reporting	815	204	25.03		47	73	3						
345100 - Vote by Mail Reporting	928	289	31.14		89	119	3						
345100 - Election Day Reporting	928	236	25.43		69	89	5						
345200 - Vote by Mail Reporting	855	300	35.09		79	140	1						
345200 - Election Day Reporting	855	256	29.94		71	111	3						
345310 - Vote by Mail Reporting	744	336	45.16		89	135	1						
345310 - Election Day Reporting	744	199	26.75		51	85	3						
345400 - Vote by Mail Reporting	865	316	36.53		95	133	2						
345400 - Election Day Reporting	865	324	37.46		87	133	2						
345500 - Vote by Mail Reporting	683	269	39.39		68	123	3						
345500 - Election Day Reporting	683	184	26.94		57	71	1						
345600 - Vote by Mail Reporting	712	294	41.29		76	133	3						
345600 - Election Day Reporting	712	225	31.60		55	88	1						
345700 - Vote by Mail Reporting	765	333	43.53		87	148	0						
345700 - Election Day Reporting	765	236	30.85		66	96	0						
345800 - Vote by Mail Reporting	412	179	43.45		49	70	0						
345800 - Election Day Reporting	412	121	29.37		36	41	1						
345900 - Vote by Mail Reporting	698	298	42.69		106	102	0						
345900 - Election Day Reporting	698	168	24.07		67	50	2						
346000 - Vote by Mail Reporting	489	141	28.83		42	49	3						
346000 - Election Day Reporting	489	97	19.84		34	39	1						
346100 - Vote by Mail Reporting	797	257	32.25		60	130	3						
346100 - Election Day Reporting	797	213	26.73		55	85	1						
346200 - Vote by Mail Reporting	1208	289	23.92		92	134	3						
346200 - Election Day Reporting	1208	283	23.43		94	124	5						
347100 - Vote by Mail Reporting	638	250	39.18		68	101	0						
347100 - Election Day Reporting	638	132	20.69		32	60	0						
347200 - Vote by Mail Reporting	947	212	22.39		57	112	1						
347200 - Election Day Reporting	947	213	22.49		61	97	2						
347300 - Vote by Mail Reporting	1196	407	34.03		103	189	3						
347300 - Election Day Reporting	1196	334	27.93		108	123	4						
353300 - Vote by Mail Reporting	466	142	30.47		34	52	1						
353300 - Election Day Reporting	466	146	31.33		47	43	3						
353310 - Vote by Mail Reporting	1024	294	28.71		83	131	2						
353310 - Election Day Reporting	1024	241	23.54		56	93	2						
353400 - Vote by Mail Reporting	805	259	32.17		55	119	1						
353400 - Election Day Reporting	805	232	28.82		58	88	4						
353500 - Vote by Mail Reporting	942	362	38.43		89	124	2						
353500 - Election Day Reporting	942	273	28.98		73	102	4						
353600 - Vote by Mail Reporting	752	216	28.72		61	97	3						
353600 - Election Day Reporting	752	229	30.45		52	100	2						
353800 - Vote by Mail Reporting	501	172	34.33		55	63	3						
353800 - Election Day Reporting	501	99	19.76		20	36	1						
353900 - Vote by Mail Reporting	1094	261	23.86		79	113	5						
353900 - Election Day Reporting	1094	245	22.39		68	98	3						
354000 - Vote by Mail Reporting	1177	292	24.81		93	127	3						
354000 - Election Day Reporting	1177	223	18.95		70	80	6						
354100 - Vote by Mail Reporting	1376	405	29.43		110	165	11						
354100 - Election Day Reporting	1376	302	21.95		93	104	8						
354110 - Vote by Mail Reporting	1280	415	32.42		103	175	5						

**ALAMEDA COUNTY Statement of Vote
GENERAL ELECTION**

NON PARTISAN SUPERIOR COURT JUDGE, OFFICE #9													
	Registration	Ballots Cast	Turnout (%)		SUPERIOR COURT JUDGE, OFFICE JOHN CREIGHTON	VICTORIA S. KOLAKOWSKI	Write-In						
354110 - Election Day Reporting	1280	289	22.58		69	112	3						
354300 - Vote by Mail Reporting	1104	266	24.09		109	115	2						
354300 - Election Day Reporting	1104	203	18.39		64	90	6						
354400 - Vote by Mail Reporting	810	195	24.07		60	72	1						
354400 - Election Day Reporting	810	151	18.64		50	60	2						
354500 - Vote by Mail Reporting	1300	298	22.92		116	99	3						
354500 - Election Day Reporting	1300	242	18.62		58	83	6						
354700 - Vote by Mail Reporting	799	188	23.53		61	81	6						
354700 - Election Day Reporting	799	163	20.40		48	48	5						
354900 - Vote by Mail Reporting	670	150	22.39		38	70	4						
354900 - Election Day Reporting	670	135	20.15		38	52	2						
354910 - Vote by Mail Reporting	754	200	26.53		63	84	2						
354910 - Election Day Reporting	754	218	28.91		68	79	2						
355100 - Vote by Mail Reporting	1047	319	30.47		116	130	1						
355100 - Election Day Reporting	1047	200	19.10		67	75	4						
356000 - Vote by Mail Reporting	931	277	29.75		85	133	2						
356000 - Election Day Reporting	931	218	23.42		71	70	1						
356200 - Vote by Mail Reporting	954	219	22.96		62	90	5						
356200 - Election Day Reporting	954	219	22.96		72	77	8						
356210 - Vote by Mail Reporting	1016	283	27.85		102	112	2						
356210 - Election Day Reporting	1016	260	25.59		97	101	1						
356500 - Vote by Mail Reporting	1156	293	25.35		84	115	2						
356500 - Election Day Reporting	1156	224	19.38		73	81	0						
361100 - Vote by Mail Reporting	538	126	23.42		37	59	1						
361100 - Election Day Reporting	538	129	23.98		53	44	3						
361110 - Vote by Mail Reporting	591	117	19.80		41	58	0						
361110 - Election Day Reporting	591	172	29.10		79	58	2						
361200 - Vote by Mail Reporting	784	106	13.52		44	38	3						
361200 - Election Day Reporting	784	186	23.72		72	76	2						
361400 - Vote by Mail Reporting	1475	310	21.02		129	113	2						
361400 - Election Day Reporting	1475	234	15.86		72	102	2						
362000 - Vote by Mail Reporting	726	158	21.76		59	72	0						
362000 - Election Day Reporting	726	148	20.39		49	52	5						
362100 - Vote by Mail Reporting	619	152	24.56		44	79	2						
362100 - Election Day Reporting	619	173	27.95		46	68	2						
362110 - Vote by Mail Reporting	1216	237	19.49		82	113	2						
362110 - Election Day Reporting	1216	263	21.63		91	97	2						
362300 - Vote by Mail Reporting	1301	284	21.83		112	112	3						
362300 - Election Day Reporting	1301	309	23.75		105	117	7						
362510 - Vote by Mail Reporting	947	243	25.66		97	98	5						
362510 - Election Day Reporting	947	250	26.40		75	103	3						
362600 - Vote by Mail Reporting	869	273	31.42		82	120	1						
362600 - Election Day Reporting	869	283	32.57		88	118	3						
362800 - Vote by Mail Reporting	1423	557	39.14		150	225	3						
362800 - Election Day Reporting	1423	428	30.08		118	173	6						
362900 - Vote by Mail Reporting	717	151	21.06		59	57	4						
362900 - Election Day Reporting	717	214	29.85		80	75	4						
363000 - Vote by Mail Reporting	1139	238	20.90		85	92	2						
363000 - Election Day Reporting	1139	286	25.11		89	94	3						
363100 - Vote by Mail Reporting	1066	271	25.42		99	108	2						
363100 - Election Day Reporting	1066	252	23.64		73	98	3						
363200 - Vote by Mail Reporting	681	157	23.05		49	73	2						
363200 - Election Day Reporting	681	160	23.49		45	66	4						
363310 - Vote by Mail Reporting	1326	293	22.10		103	125	3						
363310 - Election Day Reporting	1326	332	25.04		117	129	5						
363600 - Vote by Mail Reporting	1176	233	19.81		103	72	7						
363600 - Election Day Reporting	1176	270	22.96		94	103	7						
364200 - Vote by Mail Reporting	1212	591	48.76		239	206	0						
364200 - Election Day Reporting	1212	347	28.63		129	90	3						

**ALAMEDA COUNTY Statement of Vote
GENERAL ELECTION**

NON PARTISAN SUPERIOR COURT JUDGE, OFFICE #9

	Registration	Ballots Cast	Turnout (%)		SUPERIOR COURT JUDGE, OFFICE JOHN CREIGHTON	VICTORIA S. KOLAKOWSKI	Write-In											
364300 - Vote by Mail Reporting	613	257	41.92		84	95	1											
364300 - Election Day Reporting	613	184	30.02		62	60	2											
364310 - Vote by Mail Reporting	694	313	45.10		121	103	2											
364310 - Election Day Reporting	694	185	26.66		65	48	2											
364400 - Vote by Mail Reporting	889	309	34.76		107	108	1											
364400 - Election Day Reporting	889	290	32.62		86	114	1											
364510 - Vote by Mail Reporting	820	321	39.15		114	127	3											
364510 - Election Day Reporting	820	277	33.78		100	87	4											
364600 - Vote by Mail Reporting	983	361	36.72		98	159	3											
364600 - Election Day Reporting	983	295	30.01		82	105	1											
364700 - Vote by Mail Reporting	855	292	34.15		64	167	1											
364700 - Election Day Reporting	855	222	25.96		48	92	2											
364800 - Vote by Mail Reporting	671	158	23.55		58	73	1											
364800 - Election Day Reporting	671	160	23.85		49	66	7											
364900 - Vote by Mail Reporting	1295	508	39.23		122	239	5											
364900 - Election Day Reporting	1295	391	30.19		99	163	4											
365000 - Vote by Mail Reporting	576	161	27.95		48	71	4											
365000 - Election Day Reporting	576	158	27.43		51	61	2											
365200 - Vote by Mail Reporting	1065	246	23.10		77	106	2											
365200 - Election Day Reporting	1065	250	23.47		70	107	4											
373100 - Vote by Mail Reporting	759	159	20.95		54	69	3											
373100 - Election Day Reporting	759	194	25.56		79	63	3											
373400 - Vote by Mail Reporting	1159	219	18.90		78	78	1											
373400 - Election Day Reporting	1159	288	24.85		95	120	5											
373500 - Vote by Mail Reporting	704	124	17.61		42	54	0											
373500 - Election Day Reporting	704	174	24.72		58	78	1											
373900 - Vote by Mail Reporting	953	246	25.81		86	112	1											
373900 - Election Day Reporting	953	244	25.60		84	93	1											
380200 - Vote by Mail Reporting	1154	324	28.08		93	120	1											
380200 - Election Day Reporting	1154	313	27.12		89	107	2											
380300 - Vote by Mail Reporting	1208	339	28.06		81	145	0											
380300 - Election Day Reporting	1208	330	27.32		105	118	3											
380400 - Vote by Mail Reporting	1227	399	32.52		86	175	4											
380400 - Election Day Reporting	1227	345	28.12		77	123	3											
380600 - Vote by Mail Reporting	1034	344	33.27		101	129	0											
380600 - Election Day Reporting	1034	325	31.43		117	93	4											
380700 - Vote by Mail Reporting	914	230	25.16		76	93	0											
380700 - Election Day Reporting	914	253	27.68		77	74	3											
400100 - Vote by Mail Reporting	676	288	42.60		87	117	1											
400100 - Election Day Reporting	676	239	35.36		71	70	1											
400200 - Vote by Mail Reporting	773	322	41.66		98	126	3											
400200 - Election Day Reporting	773	294	38.03		91	95	4											
400300 - Vote by Mail Reporting	782	343	43.86		102	165	2											
400300 - Election Day Reporting	782	257	32.86		101	74	1											
400400 - Vote by Mail Reporting	548	235	42.88		85	87	0											
400400 - Election Day Reporting	548	157	28.65		56	64	0											
400500 - Vote by Mail Reporting	551	213	38.66		74	89	2											
400500 - Election Day Reporting	551	168	30.49		65	43	2											
400600 - Vote by Mail Reporting	692	284	41.04		91	114	2											
400600 - Election Day Reporting	692	208	30.06		72	72	2											
400700 - Vote by Mail Reporting	732	264	36.07		76	106	1											
400700 - Election Day Reporting	732	234	31.97		89	80	2											
400800 - Vote by Mail Reporting	703	185	26.32		55	92	1											
400800 - Election Day Reporting	703	203	28.88		86	65	1											
400900 - Vote by Mail Reporting	1300	489	37.62		140	224	4											
400900 - Election Day Reporting	1300	364	28.00		108	135	5											
401100 - Vote by Mail Reporting	1235	297	24.05		101	122	3											
401100 - Election Day Reporting	1235	330	26.72		103	117	4											
410100 - Vote by Mail Reporting	734	160	21.80		58	75	1											

**ALAMEDA COUNTY Statement of Vote
GENERAL ELECTION**

NON PARTISAN SUPERIOR COURT JUDGE, OFFICE #9

	Registration	Ballots Cast	Turnout (%)		SUPERIOR COURT JUDGE, OFFICE JOHN CREIGHTON	VICTORIA S. KOLAKOWSKI	Write-In										
410100 - Election Day Reporting	734	160	21.80		61	56	6										
410110 - Vote by Mail Reporting	746	128	17.16		52	47	1										
410110 - Election Day Reporting	746	161	21.58		68	51	4										
410300 - Vote by Mail Reporting	1060	202	19.06		73	82	0										
410300 - Election Day Reporting	1060	232	21.89		81	87	19										
410400 - Vote by Mail Reporting	1400	401	28.64		121	193	5										
410400 - Election Day Reporting	1400	306	21.86		120	117	4										
410500 - Vote by Mail Reporting	747	151	20.21		60	63	0										
410500 - Election Day Reporting	747	233	31.19		68	68	3										
410600 - Vote by Mail Reporting	868	282	32.49		97	105	1										
410600 - Election Day Reporting	868	214	24.65		73	76	4										
415000 - Vote by Mail Reporting	796	154	19.35		42	76	0										
415000 - Election Day Reporting	796	179	22.49		61	66	2										
415200 - Vote by Mail Reporting	617	129	20.91		52	48	1										
415200 - Election Day Reporting	617	146	23.66		45	63	1										
415300 - Vote by Mail Reporting	1032	260	25.19		90	124	3										
415300 - Election Day Reporting	1032	238	23.06		68	101	6										
415500 - Vote by Mail Reporting	771	161	20.88		49	73	0										
415500 - Election Day Reporting	771	198	25.68		71	73	1										
415600 - Vote by Mail Reporting	808	171	21.16		49	83	3										
415600 - Election Day Reporting	808	182	22.52		59	66	5										
415800 - Vote by Mail Reporting	720	136	18.89		47	63	2										
415800 - Election Day Reporting	720	182	25.28		59	68	7										
415900 - Vote by Mail Reporting	516	118	22.87		52	44	3										
415900 - Election Day Reporting	516	120	23.26		38	52	3										
420500 - Vote by Mail Reporting	975	259	26.56		94	95	3										
420500 - Election Day Reporting	975	186	19.08		55	82	1										
420600 - Vote by Mail Reporting	1058	349	32.99		94	176	0										
420600 - Election Day Reporting	1058	205	19.38		61	79	4										
420900 - Vote by Mail Reporting	586	143	24.40		50	56	2										
420900 - Election Day Reporting	586	163	27.82		51	69	2										
421000 - Vote by Mail Reporting	1333	400	30.01		136	172	6										
421000 - Election Day Reporting	1333	368	27.61		133	157	0										
421100 - Vote by Mail Reporting	1496	421	28.14		125	183	3										
421100 - Election Day Reporting	1496	389	26.00		130	143	7										
421400 - Vote by Mail Reporting	1033	231	22.36		81	108	4										
421400 - Election Day Reporting	1033	239	23.14		77	94	4										
421510 - Vote by Mail Reporting	928	258	27.80		100	102	2										
421510 - Election Day Reporting	928	189	20.37		55	91	3										
421700 - Vote by Mail Reporting	1184	361	30.49		115	159	4										
421700 - Election Day Reporting	1184	289	24.41		96	111	6										
421900 - Vote by Mail Reporting	1163	189	16.25		54	96	4										
421900 - Election Day Reporting	1163	204	17.54		61	93	1										
422000 - Vote by Mail Reporting	1003	383	38.19		126	154	1										
422000 - Election Day Reporting	1003	267	26.62		106	97	1										
422100 - Vote by Mail Reporting	1173	385	32.82		123	155	2										
422100 - Election Day Reporting	1173	325	27.71		92	119	1										
422300 - Vote by Mail Reporting	1262	355	28.13		117	155	2										
422300 - Election Day Reporting	1262	290	22.98		105	111	5										
422600 - Vote by Mail Reporting	1338	295	22.05		99	140	5										
422600 - Election Day Reporting	1338	349	26.08		118	130	8										
422700 - Vote by Mail Reporting	1094	348	31.81		108	139	5										
422700 - Election Day Reporting	1094	245	22.39		83	90	2										
422810 - Vote by Mail Reporting	941	266	28.27		83	117	0										
422810 - Election Day Reporting	941	223	23.70		72	77	3										
422900 - Vote by Mail Reporting	1095	343	31.32		101	168	0										
422900 - Election Day Reporting	1095	251	22.92		86	100	5										
422910 - Vote by Mail Reporting	1247	342	27.43		106	171	1										
422910 - Election Day Reporting	1247	300	24.06		92	122	0										

**ALAMEDA COUNTY Statement of Vote
GENERAL ELECTION**

NON PARTISAN SUPERIOR COURT JUDGE, OFFICE #9													
	Registration	Ballots Cast	Turnout (%)		SUPERIOR COURT JUDGE, OFFICE JOHN CREIGHTON	VICTORIA S. KOLAKOWSKI	Write-In						
422920 - Vote by Mail Reporting	935	269	28.77		88	106	1						
422920 - Election Day Reporting	935	198	21.18		52	93	2						
423000 - Vote by Mail Reporting	1690	432	25.56		136	197	3						
423000 - Election Day Reporting	1690	346	20.47		101	149	4						
423400 - Vote by Mail Reporting	1224	390	31.86		155	152	0						
423400 - Election Day Reporting	1224	252	20.59		90	86	1						
423600 - Vote by Mail Reporting	1595	529	33.17		192	214	4						
423600 - Election Day Reporting	1595	366	22.95		108	135	2						
423610 - Vote by Mail Reporting	1396	438	31.38		152	194	2						
423610 - Election Day Reporting	1396	336	24.07		102	121	4						
424000 - Vote by Mail Reporting	1272	352	27.67		117	142	3						
424000 - Election Day Reporting	1272	305	23.98		100	97	5						
424300 - Vote by Mail Reporting	1257	315	25.06		99	137	1						
424300 - Election Day Reporting	1257	329	26.17		135	108	5						
424400 - Vote by Mail Reporting	1113	309	27.76		98	138	2						
424400 - Election Day Reporting	1113	344	30.91		110	121	6						
430100 - Vote by Mail Reporting	1108	256	23.10		76	114	3						
430100 - Election Day Reporting	1108	258	23.29		91	91	1						
430600 - Vote by Mail Reporting	1628	415	25.49		127	161	4						
430600 - Election Day Reporting	1628	403	24.75		116	144	3						
430700 - Vote by Mail Reporting	730	234	32.05		71	93	3						
430700 - Election Day Reporting	730	158	21.64		53	54	2						
430900 - Vote by Mail Reporting	674	175	25.96		42	79	2						
430900 - Election Day Reporting	674	167	24.78		51	65	1						
431100 - Vote by Mail Reporting	1064	303	28.48		80	133	1						
431100 - Election Day Reporting	1064	263	24.72		84	119	1						
431800 - Vote by Mail Reporting	1173	349	29.75		93	152	1						
431800 - Election Day Reporting	1173	265	22.59		79	110	2						
432000 - Vote by Mail Reporting	694	185	26.66		64	84	0						
432000 - Election Day Reporting	694	146	21.04		46	50	4						
432110 - Vote by Mail Reporting	1157	281	24.29		98	139	4						
432110 - Election Day Reporting	1157	228	19.71		66	102	1						
432200 - Vote by Mail Reporting	1569	423	26.96		130	182	3						
432200 - Election Day Reporting	1569	380	24.22		103	174	2						
432300 - Vote by Mail Reporting	1137	312	27.44		104	137	4						
432300 - Election Day Reporting	1137	258	22.69		87	113	9						
432400 - Vote by Mail Reporting	1001	280	27.97		91	115	1						
432400 - Election Day Reporting	1001	182	18.18		58	58	3						
432600 - Vote by Mail Reporting	728	223	30.63		59	101	0						
432600 - Election Day Reporting	728	221	30.36		73	86	5						
432700 - Vote by Mail Reporting	1242	380	30.60		112	171	4						
432700 - Election Day Reporting	1242	227	18.28		76	90	2						
432810 - Vote by Mail Reporting	680	113	16.62		31	56	0						
432810 - Election Day Reporting	680	136	20.00		45	52	3						
432900 - Vote by Mail Reporting	1678	509	30.33		173	203	6						
432900 - Election Day Reporting	1678	384	22.88		108	136	3						
433100 - Vote by Mail Reporting	938	204	21.75		74	75	1						
433100 - Election Day Reporting	938	283	30.17		94	108	3						
433400 - Vote by Mail Reporting	1166	463	39.71		150	188	1						
433400 - Election Day Reporting	1166	312	26.76		95	105	2						
433500 - Vote by Mail Reporting	1579	375	23.75		120	147	4						
433500 - Election Day Reporting	1579	318	20.14		99	102	1						
433610 - Vote by Mail Reporting	1240	478	38.55		158	184	0						
433610 - Election Day Reporting	1240	348	28.06		117	123	4						
433700 - Vote by Mail Reporting	1222	454	37.15		147	169	6						
433700 - Election Day Reporting	1222	320	26.19		111	119	1						
433900 - Vote by Mail Reporting	432	167	38.66		65	55	1						
433900 - Election Day Reporting	432	160	37.04		63	57	0						
440100 - Vote by Mail Reporting	1126	366	32.50		123	137	3						

**ALAMEDA COUNTY Statement of Vote
GENERAL ELECTION**

NON PARTISAN SUPERIOR COURT JUDGE, OFFICE #9

	Registration	Ballots Cast	Turnout (%)		SUPERIOR COURT JUDGE, OFFICE JOHN CREIGHTON	VICTORIA S. KOLAKOWSKI	Write-In									
440100 - Election Day Reporting	1126	336	29.84		95	106	3									
440300 - Vote by Mail Reporting	1387	447	32.23		141	199	3									
440300 - Election Day Reporting	1387	340	24.51		103	125	2									
440400 - Vote by Mail Reporting	1570	568	36.18		196	210	3									
440400 - Election Day Reporting	1570	404	25.73		147	157	2									
440610 - Vote by Mail Reporting	1376	487	35.39		173	176	6									
440610 - Election Day Reporting	1376	346	25.15		113	110	0									
440800 - Vote by Mail Reporting	1587	541	34.09		161	215	3									
440800 - Election Day Reporting	1587	402	25.33		125	143	2									
441100 - Vote by Mail Reporting	1533	498	32.49		186	175	2									
441100 - Election Day Reporting	1533	404	26.35		129	138	6									
441300 - Vote by Mail Reporting	1696	482	28.42		133	209	7									
441300 - Election Day Reporting	1696	420	24.76		127	159	3									
442100 - Vote by Mail Reporting	1483	481	32.43		160	201	6									
442100 - Election Day Reporting	1483	380	25.62		128	136	2									
442600 - Vote by Mail Reporting	840	266	31.67		63	122	6									
442600 - Election Day Reporting	840	163	19.40		49	58	2									
442700 - Vote by Mail Reporting	844	252	29.86		88	88	2									
442700 - Election Day Reporting	844	216	25.59		59	88	3									
442800 - Vote by Mail Reporting	588	160	27.21		45	75	2									
442800 - Election Day Reporting	588	147	25.00		47	62	2									
443000 - Vote by Mail Reporting	562	125	22.24		38	61	0									
443000 - Election Day Reporting	562	161	28.65		42	65	2									
443100 - Vote by Mail Reporting	896	219	24.44		74	90	1									
443100 - Election Day Reporting	896	209	23.33		54	84	4									
443300 - Vote by Mail Reporting	1346	340	25.26		99	160	3									
443300 - Election Day Reporting	1346	254	18.87		82	104	1									
443400 - Vote by Mail Reporting	1059	240	22.66		82	107	0									
443400 - Election Day Reporting	1059	247	23.32		71	106	6									
443500 - Vote by Mail Reporting	1113	312	28.03		107	130	8									
443500 - Election Day Reporting	1113	95	8.54		26	50	0									
447200 - Vote by Mail Reporting	1469	438	29.82		123	200	6									
447200 - Election Day Reporting	1469	455	30.97		131	183	3									
447600 - Vote by Mail Reporting	770	252	32.73		75	111	2									
447600 - Election Day Reporting	770	176	22.86		48	63	1									
450300 - Vote by Mail Reporting	1331	492	36.96		174	170	2									
450300 - Election Day Reporting	1331	302	22.69		95	93	4									
450400 - Vote by Mail Reporting	1141	389	34.09		131	135	4									
450400 - Election Day Reporting	1141	257	22.52		78	89	3									
450610 - Vote by Mail Reporting	941	369	39.21		127	134	1									
450610 - Election Day Reporting	941	233	24.76		88	68	1									
450800 - Vote by Mail Reporting	934	308	32.98		83	135	1									
450800 - Election Day Reporting	934	210	22.48		62	82	0									
451000 - Vote by Mail Reporting	1368	513	37.50		167	197	5									
451000 - Election Day Reporting	1368	338	24.71		112	104	2									
451510 - Vote by Mail Reporting	1458	446	30.59		138	169	3									
451510 - Election Day Reporting	1458	355	24.35		103	128	7									
451600 - Vote by Mail Reporting	1156	445	38.49		121	189	5									
451600 - Election Day Reporting	1156	286	24.74		97	95	2									
451700 - Vote by Mail Reporting	850	310	36.47		96	123	7									
451700 - Election Day Reporting	850	187	22.00		64	73	2									
452100 - Vote by Mail Reporting	1131	357	31.56		116	141	0									
452100 - Election Day Reporting	1131	266	23.52		78	82	1									
452200 - Vote by Mail Reporting	1514	558	36.86		171	212	2									
452200 - Election Day Reporting	1514	372	24.57		110	136	3									
452400 - Vote by Mail Reporting	1002	289	28.84		104	107	1									
452400 - Election Day Reporting	1002	265	26.45		76	106	5									
452500 - Vote by Mail Reporting	1395	374	26.81		114	174	3									
452500 - Election Day Reporting	1395	364	26.09		110	137	8									

**ALAMEDA COUNTY Statement of Vote
GENERAL ELECTION**

NON PARTISAN SUPERIOR COURT JUDGE, OFFICE #9

	Registration	Ballots Cast	Turnout (%)	SUPERIOR COURT JUDGE, OFFICE JOHN CREIGHTON	VICTORIA S. KOLAKOWSKI	Write-In											
453100 - Vote by Mail Reporting	917	316	34.46	80	135	2											
453100 - Election Day Reporting	917	252	27.48	75	93	4											
453400 - Vote by Mail Reporting	1476	492	33.33	132	209	2											
453400 - Election Day Reporting	1476	296	20.05	81	137	6											
453500 - Vote by Mail Reporting	1136	389	34.24	112	153	2											
453500 - Election Day Reporting	1136	275	24.21	63	107	4											
453900 - Vote by Mail Reporting	1244	459	36.90	154	177	7											
453900 - Election Day Reporting	1244	278	22.35	93	87	3											
453920 - Vote by Mail Reporting	789	251	31.81	79	103	4											
453920 - Election Day Reporting	789	166	21.04	42	72	1											
454100 - Vote by Mail Reporting	981	346	35.27	118	133	3											
454100 - Election Day Reporting	981	166	16.92	51	69	2											
454500 - Vote by Mail Reporting	888	318	35.81	78	141	1											
454500 - Election Day Reporting	888	197	22.18	54	74	4											
455000 - Vote by Mail Reporting	1204	377	31.31	108	154	3											
455000 - Election Day Reporting	1204	256	21.26	66	95	1											
455100 - Vote by Mail Reporting	640	184	28.75	47	81	1											
455100 - Election Day Reporting	640	132	20.63	25	61	3											
455300 - Vote by Mail Reporting	888	292	32.88	79	130	3											
455300 - Election Day Reporting	888	226	25.45	64	88	1											
455400 - Vote by Mail Reporting	968	348	35.95	89	143	9											
455400 - Election Day Reporting	968	200	20.66	63	72	1											
455500 - Vote by Mail Reporting	547	232	42.41	75	74	1											
455500 - Election Day Reporting	547	124	22.67	40	50	0											
455700 - Vote by Mail Reporting	464	202	43.53	70	82	3											
455700 - Election Day Reporting	464	140	30.17	34	59	0											
455900 - Vote by Mail Reporting	545	172	31.56	53	81	2											
455900 - Election Day Reporting	545	149	27.34	36	62	1											
456200 - Vote by Mail Reporting	982	375	38.19	117	147	1											
456200 - Election Day Reporting	982	231	23.52	65	88	4											
456500 - Vote by Mail Reporting	623	288	46.23	101	101	2											
456500 - Election Day Reporting	623	193	30.98	59	77	1											
456600 - Vote by Mail Reporting	1008	446	44.25	148	143	3											
456600 - Election Day Reporting	1008	249	24.70	81	71	0											
456900 - Vote by Mail Reporting	677	301	44.46	95	100	1											
456900 - Election Day Reporting	677	175	25.85	43	62	0											
457100 - Vote by Mail Reporting	752	263	34.97	71	113	2											
457100 - Election Day Reporting	752	231	30.72	64	75	2											
457300 - Vote by Mail Reporting	865	345	39.88	99	142	1											
457300 - Election Day Reporting	865	252	29.13	67	88	6											
457400 - Vote by Mail Reporting	712	362	50.84	112	118	0											
457400 - Election Day Reporting	712	193	27.11	43	60	1											
457500 - Vote by Mail Reporting	1228	442	35.99	137	182	3											
457500 - Election Day Reporting	1228	336	27.36	95	114	5											
457700 - Vote by Mail Reporting	888	309	34.80	80	150	1											
457700 - Election Day Reporting	888	298	33.56	106	93	4											
457900 - Vote by Mail Reporting	778	284	36.50	92	114	3											
457900 - Election Day Reporting	778	218	28.02	47	76	4											
458200 - Vote by Mail Reporting	919	268	29.16	79	101	3											
458200 - Election Day Reporting	919	283	30.79	74	106	5											
458300 - Vote by Mail Reporting	1321	453	34.29	114	191	2											
458300 - Election Day Reporting	1321	357	27.02	112	124	4											
458500 - Vote by Mail Reporting	1417	408	28.79	121	174	6											
458500 - Election Day Reporting	1417	339	23.92	101	113	10											
458800 - Vote by Mail Reporting	958	302	31.52	78	129	5											
458800 - Election Day Reporting	958	206	21.50	65	78	2											
470400 - Vote by Mail Reporting	1124	461	41.01	151	157	5											
470400 - Election Day Reporting	1124	283	25.18	88	88	3											
470600 - Vote by Mail Reporting	875	344	39.31	112	119	0											

**ALAMEDA COUNTY Statement of Vote
GENERAL ELECTION**

NON PARTISAN SUPERIOR COURT JUDGE, OFFICE #9													
	Registration	Ballots Cast	Turnout (%)		SUPERIOR COURT JUDGE, OFFICE JOHN CREIGHTON	VICTORIA S. KOLAKOWSKI	Write-In						
470600 - Election Day Reporting	875	223	25.49		81	67	1						
470900 - Vote by Mail Reporting	1108	385	34.75		135	140	4						
470900 - Election Day Reporting	1108	222	20.04		91	61	3						
471800 - Vote by Mail Reporting	801	321	40.07		112	107	1						
471800 - Election Day Reporting	801	194	24.22		55	73	2						
471900 - Vote by Mail Reporting	888	380	42.79		111	127	1						
471900 - Election Day Reporting	888	198	22.30		63	70	1						
472000 - Vote by Mail Reporting	1117	459	41.09		153	156	0						
472000 - Election Day Reporting	1117	309	27.66		94	85	2						
472200 - Vote by Mail Reporting	1306	429	32.85		137	159	4						
472200 - Election Day Reporting	1306	302	23.12		87	124	4						
472300 - Vote by Mail Reporting	1530	520	33.99		174	199	2						
472300 - Election Day Reporting	1530	341	22.29		115	125	2						
472400 - Vote by Mail Reporting	1000	418	41.80		143	141	4						
472400 - Election Day Reporting	1000	239	23.90		89	66	3						
472500 - Vote by Mail Reporting	1208	479	39.65		164	143	2						
472500 - Election Day Reporting	1208	346	28.64		104	108	4						
473300 - Vote by Mail Reporting	1232	607	49.27		217	199	0						
473300 - Election Day Reporting	1232	283	22.97		92	89	3						
473400 - Vote by Mail Reporting	942	402	42.68		143	129	2						
473400 - Election Day Reporting	942	242	25.69		89	67	3						
473500 - Vote by Mail Reporting	1266	619	48.89		238	175	2						
473500 - Election Day Reporting	1266	302	23.85		125	72	7						
473600 - Vote by Mail Reporting	516	185	35.85		77	53	0						
473600 - Election Day Reporting	516	150	29.07		42	48	1						
473800 - Vote by Mail Reporting	1113	450	40.43		169	139	2						
473800 - Election Day Reporting	1113	355	31.90		115	103	3						
473900 - Vote by Mail Reporting	1219	577	47.33		217	169	1						
473900 - Election Day Reporting	1219	306	25.10		110	97	3						
474010 - Vote by Mail Reporting	850	374	44.00		120	120	0						
474010 - Election Day Reporting	850	232	27.29		76	69	2						
474020 - Vote by Mail Reporting	1260	463	36.75		168	137	0						
474020 - Election Day Reporting	1260	385	30.56		143	92	1						
474300 - Vote by Mail Reporting	889	318	35.77		121	103	1						
474300 - Election Day Reporting	889	252	28.35		66	81	1						
474500 - Vote by Mail Reporting	1182	438	37.06		177	129	4						
474500 - Election Day Reporting	1182	327	27.66		108	105	7						
474600 - Vote by Mail Reporting	747	290	38.82		111	89	3						
474600 - Election Day Reporting	747	202	27.04		78	56	3						
474700 - Vote by Mail Reporting	616	215	34.90		71	72	2						
474700 - Election Day Reporting	616	161	26.14		66	46	0						
474900 - Vote by Mail Reporting	1281	429	33.49		148	147	0						
474900 - Election Day Reporting	1281	310	24.20		102	97	1						
475000 - Vote by Mail Reporting	750	387	51.60		116	125	0						
475000 - Election Day Reporting	750	177	23.60		49	51	0						
475100 - Vote by Mail Reporting	743	351	47.24		110	121	1						
475100 - Election Day Reporting	743	181	24.36		63	47	1						
475200 - Vote by Mail Reporting	919	360	39.17		132	112	0						
475200 - Election Day Reporting	919	205	22.31		75	54	0						
475500 - Vote by Mail Reporting	931	393	42.21		117	136	0						
475500 - Election Day Reporting	931	215	23.09		69	74	1						
475520 - Vote by Mail Reporting	864	350	40.51		91	133	0						
475520 - Election Day Reporting	864	240	27.78		73	68	1						
475540 - Vote by Mail Reporting	975	405	41.54		118	129	0						
475540 - Election Day Reporting	975	219	22.46		70	69	0						
476100 - Vote by Mail Reporting	1043	406	38.93		132	127	2						
476100 - Election Day Reporting	1043	265	25.41		88	63	3						
476110 - Vote by Mail Reporting	841	278	33.06		86	90	0						
476110 - Election Day Reporting	841	238	28.30		75	80	1						

**ALAMEDA COUNTY Statement of Vote
GENERAL ELECTION**

NON PARTISAN SUPERIOR COURT JUDGE, OFFICE #9														
	Registration	Ballots Cast	Turnout (%)		SUPERIOR COURT JUDGE, OFFICE JOHN CREIGHTON	VICTORIA S. KOLAKOWSKI	Write-In							
481200 - Vote by Mail Reporting	1308	351	26.83		106	164	2							
481200 - Election Day Reporting	1308	306	23.39		87	121	5							
481410 - Vote by Mail Reporting	535	168	31.40		63	51	1							
481410 - Election Day Reporting	535	124	23.18		37	38	0							
481500 - Vote by Mail Reporting	844	232	27.49		74	113	1							
481500 - Election Day Reporting	844	219	25.95		58	82	3							
481800 - Vote by Mail Reporting	1025	278	27.12		73	137	2							
481800 - Election Day Reporting	1025	219	21.37		55	92	6							
483000 - Vote by Mail Reporting	664	136	20.48		29	68	2							
483000 - Election Day Reporting	664	136	20.48		27	64	3							
491000 - Vote by Mail Reporting	814	204	25.06		63	72	0							
491000 - Election Day Reporting	814	264	32.43		85	95	3							
491100 - Vote by Mail Reporting	1430	472	33.01		151	177	4							
491100 - Election Day Reporting	1430	387	27.06		145	137	3							
491200 - Vote by Mail Reporting	1376	501	36.41		156	195	0							
491200 - Election Day Reporting	1376	318	23.11		118	98	5							
491300 - Vote by Mail Reporting	1344	499	37.13		175	211	0							
491300 - Election Day Reporting	1344	329	24.48		115	95	1							
491500 - Vote by Mail Reporting	776	323	41.62		113	110	0							
491500 - Election Day Reporting	776	215	27.71		74	63	2							
500100 - Vote by Mail Reporting	1237	391	31.61		172	108	3							
500100 - Election Day Reporting	1237	338	27.32		112	97	3							
500110 - Vote by Mail Reporting	1177	334	28.38		132	104	2							
500110 - Election Day Reporting	1177	330	28.04		120	97	0							
500120 - Vote by Mail Reporting	677	228	33.68		77	89	2							
500120 - Election Day Reporting	677	208	30.72		95	45	1							
500130 - Vote by Mail Reporting	1113	335	30.10		125	101	2							
500130 - Election Day Reporting	1113	242	21.74		70	91	0							
500140 - Vote by Mail Reporting	1186	389	32.80		161	106	3							
500140 - Election Day Reporting	1186	369	31.11		125	118	4							
500200 - Vote by Mail Reporting	914	253	27.68		88	103	2							
500200 - Election Day Reporting	914	236	25.82		80	81	4							
500210 - Vote by Mail Reporting	768	259	33.72		88	82	3							
500210 - Election Day Reporting	768	218	28.39		68	61	1							
500230 - Vote by Mail Reporting	637	212	33.28		76	70	5							
500230 - Election Day Reporting	637	183	28.73		49	64	5							
500300 - Vote by Mail Reporting	903	252	27.91		86	95	3							
500300 - Election Day Reporting	903	220	24.36		81	80	3							
500310 - Vote by Mail Reporting	1215	416	34.24		163	121	0							
500310 - Election Day Reporting	1215	431	35.47		178	121	3							
500320 - Vote by Mail Reporting	809	276	34.12		102	92	0							
500320 - Election Day Reporting	809	245	30.28		98	58	4							
500340 - Vote by Mail Reporting	732	285	38.93		125	85	0							
500340 - Election Day Reporting	732	248	33.88		106	65	2							
500400 - Vote by Mail Reporting	1344	484	36.01		193	142	5							
500400 - Election Day Reporting	1344	455	33.85		175	138	6							
500410 - Vote by Mail Reporting	1144	456	39.86		173	117	4							
500410 - Election Day Reporting	1144	289	25.26		93	83	7							
500500 - Vote by Mail Reporting	1028	377	36.67		155	89	3							
500500 - Election Day Reporting	1028	356	34.63		149	85	4							
500600 - Vote by Mail Reporting	827	368	44.50		158	99	1							
500600 - Election Day Reporting	827	254	30.71		73	73	0							
500700 - Vote by Mail Reporting	1237	408	32.98		150	121	1							
500700 - Election Day Reporting	1237	350	28.29		137	99	1							
500910 - Vote by Mail Reporting	684	265	38.74		88	77	0							
500910 - Election Day Reporting	684	173	25.29		56	54	1							
501000 - Vote by Mail Reporting	981	334	34.05		107	122	1							
501000 - Election Day Reporting	981	244	24.87		71	86	1							
501200 - Vote by Mail Reporting	710	233	32.82		72	78	2							

**ALAMEDA COUNTY Statement of Vote
GENERAL ELECTION**

NON PARTISAN SUPERIOR COURT JUDGE, OFFICE #9

	Registration	Ballots Cast	Turnout (%)	SUPERIOR COURT JUDGE, OFFICE JOHN CREIGHTON	VICTORIA S. KOLAKOWSKI	Write-In									
501200 - Election Day Reporting	710	203	28.59	55	67	0									
501300 - Vote by Mail Reporting	913	356	38.99	133	98	0									
501300 - Election Day Reporting	913	301	32.97	109	91	3									
501400 - Vote by Mail Reporting	1235	501	40.57	172	162	1									
501400 - Election Day Reporting	1235	262	21.21	92	66	4									
501410 - Vote by Mail Reporting	816	278	34.07	101	89	1									
501410 - Election Day Reporting	816	249	30.51	73	71	5									
501600 - Vote by Mail Reporting	1266	479	37.84	192	114	1									
501600 - Election Day Reporting	1266	358	28.28	107	102	1									
501610 - Vote by Mail Reporting	1306	587	44.95	235	158	7									
501610 - Election Day Reporting	1306	381	29.17	141	100	2									
501620 - Vote by Mail Reporting	867	341	39.33	131	100	3									
501620 - Election Day Reporting	867	298	34.37	114	82	2									
501630 - Vote by Mail Reporting	1027	492	47.91	166	128	1									
501630 - Election Day Reporting	1027	261	25.41	109	57	0									
501640 - Vote by Mail Reporting	1015	454	44.73	177	99	1									
501640 - Election Day Reporting	1015	291	28.67	112	69	2									
501800 - Vote by Mail Reporting	985	360	36.55	117	130	0									
501800 - Election Day Reporting	985	243	24.67	77	54	3									
501830 - Vote by Mail Reporting	1129	389	34.46	163	100	2									
501830 - Election Day Reporting	1129	360	31.89	122	99	3									
501840 - Vote by Mail Reporting	891	312	35.02	105	104	0									
501840 - Election Day Reporting	891	256	28.73	106	72	3									
501910 - Vote by Mail Reporting	927	401	43.26	137	135	2									
501910 - Election Day Reporting	927	279	30.10	103	86	2									
502000 - Vote by Mail Reporting	753	281	37.32	94	93	1									
502000 - Election Day Reporting	753	207	27.49	73	58	4									
502010 - Vote by Mail Reporting	632	282	44.62	110	92	0									
502010 - Election Day Reporting	632	178	28.16	77	38	2									
502020 - Vote by Mail Reporting	1252	559	44.65	209	135	1									
502020 - Election Day Reporting	1252	326	26.04	123	79	1									
502030 - Vote by Mail Reporting	620	250	40.32	98	51	1									
502030 - Election Day Reporting	620	208	33.55	89	31	3									
502100 - Vote by Mail Reporting	649	209	32.20	77	75	3									
502100 - Election Day Reporting	649	187	28.81	63	68	4									
502200 - Vote by Mail Reporting	769	322	41.87	99	116	3									
502200 - Election Day Reporting	769	212	27.57	63	74	2									
502210 - Vote by Mail Reporting	781	261	33.42	87	97	4									
502210 - Election Day Reporting	781	194	24.84	70	55	0									
502220 - Vote by Mail Reporting	1195	447	37.41	176	114	3									
502220 - Election Day Reporting	1195	372	31.13	120	105	2									
502400 - Vote by Mail Reporting	819	260	31.75	101	84	2									
502400 - Election Day Reporting	819	238	29.06	87	84	2									
502410 - Vote by Mail Reporting	604	171	28.31	51	72	2									
502410 - Election Day Reporting	604	165	27.32	68	50	0									
502500 - Vote by Mail Reporting	787	175	22.24	68	65	3									
502500 - Election Day Reporting	787	270	34.31	94	89	1									
502600 - Vote by Mail Reporting	909	231	25.41	74	85	3									
502600 - Election Day Reporting	909	215	23.65	72	75	4									
502710 - Vote by Mail Reporting	742	207	27.90	69	79	0									
502710 - Election Day Reporting	742	249	33.56	106	78	2									
502720 - Vote by Mail Reporting	942	311	33.01	119	97	1									
502720 - Election Day Reporting	942	287	30.47	98	90	7									
502740 - Vote by Mail Reporting	975	287	29.44	117	89	3									
502740 - Election Day Reporting	975	317	32.51	107	104	4									
502800 - Vote by Mail Reporting	815	220	26.99	87	60	2									
502800 - Election Day Reporting	815	241	29.57	87	73	4									
502900 - Vote by Mail Reporting	947	288	30.41	102	98	6									
502900 - Election Day Reporting	947	337	35.59	120	84	1									

**ALAMEDA COUNTY Statement of Vote
GENERAL ELECTION**

NON PARTISAN SUPERIOR COURT JUDGE, OFFICE #9

	Registration	Ballots Cast	Turnout (%)	SUPERIOR COURT JUDGE, OFFICE JOHN CREIGHTON	VICTORIA S. KOLAKOWSKI	Write-In									
510300 - Vote by Mail Reporting	406	136	33.50	63	35	0									
510300 - Election Day Reporting	406	135	33.25	63	33	0									
520110 - Vote by Mail Reporting	814	368	45.21	152	100	2									
520110 - Election Day Reporting	814	218	26.78	81	61	0									
520210 - Vote by Mail Reporting	945	406	42.96	193	102	2									
520210 - Election Day Reporting	945	282	29.84	127	59	3									
520220 - Vote by Mail Reporting	1134	519	45.77	205	116	2									
520220 - Election Day Reporting	1134	283	24.96	128	52	0									
520230 - Vote by Mail Reporting	851	409	48.06	150	128	1									
520230 - Election Day Reporting	851	201	23.62	74	50	1									
520240 - Vote by Mail Reporting	1340	561	41.87	242	115	4									
520240 - Election Day Reporting	1340	345	25.75	134	67	2									
520300 - Vote by Mail Reporting	1110	397	35.77	165	97	0									
520300 - Election Day Reporting	1110	317	28.56	119	89	3									
520310 - Vote by Mail Reporting	646	285	44.12	121	89	0									
520310 - Election Day Reporting	646	206	31.89	104	35	0									
520320 - Vote by Mail Reporting	888	326	36.71	134	82	2									
520320 - Election Day Reporting	888	265	29.84	106	72	4									
520400 - Vote by Mail Reporting	1162	435	37.44	170	111	2									
520400 - Election Day Reporting	1162	392	33.73	168	82	1									
520420 - Vote by Mail Reporting	998	433	43.39	169	102	4									
520420 - Election Day Reporting	998	263	26.35	107	56	2									
520500 - Vote by Mail Reporting	728	330	45.33	143	72	0									
520500 - Election Day Reporting	728	199	27.34	71	52	0									
520600 - Vote by Mail Reporting	1245	505	40.56	188	165	2									
520600 - Election Day Reporting	1245	272	21.85	90	84	1									
520610 - Vote by Mail Reporting	783	274	34.99	106	82	1									
520610 - Election Day Reporting	783	221	28.22	90	44	0									
520630 - Vote by Mail Reporting	599	218	36.39	72	67	1									
520630 - Election Day Reporting	599	181	30.22	72	49	1									
520700 - Vote by Mail Reporting	1261	522	41.40	214	142	2									
520700 - Election Day Reporting	1261	319	25.30	114	86	3									
520710 - Vote by Mail Reporting	738	299	40.51	116	75	1									
520710 - Election Day Reporting	738	221	29.95	89	55	1									
520810 - Vote by Mail Reporting	679	225	33.14	80	76	0									
520810 - Election Day Reporting	679	222	32.70	100	71	0									
520820 - Vote by Mail Reporting	1216	467	38.40	175	146	1									
520820 - Election Day Reporting	1216	395	32.48	163	111	3									
520840 - Vote by Mail Reporting	1246	553	44.38	218	160	3									
520840 - Election Day Reporting	1246	348	27.93	156	72	5									
520860 - Vote by Mail Reporting	926	281	30.35	81	94	3									
520860 - Election Day Reporting	926	249	26.89	100	89	1									
520870 - Vote by Mail Reporting	924	352	38.10	146	106	2									
520870 - Election Day Reporting	924	303	32.79	130	85	0									
521100 - Vote by Mail Reporting	1476	568	38.48	228	167	3									
521100 - Election Day Reporting	1476	429	29.07	169	104	6									
521300 - Vote by Mail Reporting	1050	465	44.29	180	131	8									
521300 - Election Day Reporting	1050	276	26.29	120	73	4									
521310 - Vote by Mail Reporting	1325	538	40.60	224	159	1									
521310 - Election Day Reporting	1325	367	27.70	142	113	3									
521500 - Vote by Mail Reporting	555	220	39.64	71	77	1									
521500 - Election Day Reporting	555	145	26.13	47	45	2									
522000 - Vote by Mail Reporting	911	261	28.65	93	91	2									
522000 - Election Day Reporting	911	224	24.59	89	69	2									
522020 - Vote by Mail Reporting	903	374	41.42	132	99	0									
522020 - Election Day Reporting	903	279	30.90	112	78	4									
522110 - Vote by Mail Reporting	1545	655	42.39	275	162	0									
522110 - Election Day Reporting	1545	461	29.84	183	112	1									
522120 - Vote by Mail Reporting	1301	531	40.81	230	127	2									

**ALAMEDA COUNTY Statement of Vote
GENERAL ELECTION**

NON PARTISAN SUPERIOR COURT JUDGE, OFFICE #9

	Registration	Ballots Cast	Turnout (%)	SUPERIOR COURT JUDGE, OFFICE JOHN CREIGHTON	VICTORIA S. KOLAKOWSKI	Write-In									
522120 - Election Day Reporting	1301	392	30.13	163	95	1									
522130 - Vote by Mail Reporting	787	305	38.75	121	71	1									
522130 - Election Day Reporting	787	223	28.34	79	63	0									
522140 - Vote by Mail Reporting	686	224	32.65	82	75	0									
522140 - Election Day Reporting	686	189	27.55	64	62	3									
522150 - Vote by Mail Reporting	1108	539	48.65	205	152	1									
522150 - Election Day Reporting	1108	231	20.85	97	62	0									
522200 - Vote by Mail Reporting	690	309	44.78	114	81	2									
522200 - Election Day Reporting	690	223	32.32	86	54	0									
522400 - Vote by Mail Reporting	661	281	42.51	118	69	0									
522400 - Election Day Reporting	661	212	32.07	83	53	0									
523110 - Vote by Mail Reporting	1638	662	40.42	236	213	0									
523110 - Election Day Reporting	1638	477	29.12	167	157	2									
523300 - Vote by Mail Reporting	1519	678	44.63	245	201	3									
523300 - Election Day Reporting	1519	443	29.16	176	103	4									
523700 - Vote by Mail Reporting	836	269	32.18	112	61	0									
523700 - Election Day Reporting	836	288	34.45	110	61	1									
523710 - Vote by Mail Reporting	711	288	40.51	121	77	0									
523710 - Election Day Reporting	711	217	30.52	77	47	2									
523720 - Vote by Mail Reporting	816	356	43.63	156	78	0									
523720 - Election Day Reporting	816	212	25.98	75	44	1									
523800 - Vote by Mail Reporting	773	342	44.24	144	108	0									
523800 - Election Day Reporting	773	250	32.34	104	70	1									
540300 - Vote by Mail Reporting	1531	668	43.63	273	176	3									
540300 - Election Day Reporting	1531	409	26.71	172	99	5									
540500 - Vote by Mail Reporting	850	346	40.71	135	104	3									
540500 - Election Day Reporting	850	262	30.82	122	67	2									
540600 - Vote by Mail Reporting	1399	541	38.67	255	134	1									
540600 - Election Day Reporting	1399	427	30.52	197	101	1									
540700 - Vote by Mail Reporting	705	196	27.80	69	72	2									
540700 - Election Day Reporting	705	223	31.63	86	58	6									
540800 - Vote by Mail Reporting	1412	560	39.66	220	149	4									
540800 - Election Day Reporting	1412	422	29.89	153	141	3									
541100 - Vote by Mail Reporting	1463	440	30.08	161	157	3									
541100 - Election Day Reporting	1463	453	30.96	166	137	5									
542000 - Vote by Mail Reporting	1389	468	33.69	176	146	1									
542000 - Election Day Reporting	1389	446	32.11	181	139	4									
543000 - Vote by Mail Reporting	689	258	37.45	105	86	1									
543000 - Election Day Reporting	689	217	31.49	84	57	5									
543300 - Vote by Mail Reporting	1066	323	30.30	126	113	2									
543300 - Election Day Reporting	1066	316	29.64	136	80	6									
544400 - Vote by Mail Reporting	1081	351	32.47	138	107	1									
544400 - Election Day Reporting	1081	314	29.05	136	83	4									
545000 - Vote by Mail Reporting	1136	337	29.67	147	99	3									
545000 - Election Day Reporting	1136	293	25.79	104	90	3									
546000 - Vote by Mail Reporting	1022	288	28.18	98	106	0									
546000 - Election Day Reporting	1022	245	23.97	85	71	0									
546100 - Vote by Mail Reporting	891	261	29.29	87	79	2									
546100 - Election Day Reporting	891	208	23.34	68	55	2									
546600 - Vote by Mail Reporting	1213	369	30.42	127	117	1									
546600 - Election Day Reporting	1213	277	22.84	90	84	3									
547700 - Vote by Mail Reporting	1657	584	35.24	220	167	7									
547700 - Election Day Reporting	1657	350	21.12	120	107	1									
547750 - Vote by Mail Reporting	1018	361	35.46	110	126	3									
547750 - Election Day Reporting	1018	213	20.92	67	68	4									
547780 - Vote by Mail Reporting	1615	562	34.80	200	189	0									
547780 - Election Day Reporting	1615	347	21.49	132	115	2									
821100 - Vote by Mail Reporting	1722	593	34.44	231	199	0									
821100 - Election Day Reporting	1722	312	18.12	107	105	2									

**ALAMEDA COUNTY Statement of Vote
GENERAL ELECTION**

NON PARTISAN SUPERIOR COURT JUDGE, OFFICE #9

	Registration	Ballots Cast	Turnout (%)	SUPERIOR COURT JUDGE, OFFICE JOHN CREIGHTON	VICTORIA S. KOLAKOWSKI	Write-In												
821110 - Vote by Mail Reporting	896	228	25.45	101	79	1												
821110 - Election Day Reporting	896	238	26.56	97	67	1												
821200 - Vote by Mail Reporting	1236	383	30.99	140	148	0												
821200 - Election Day Reporting	1236	266	21.52	94	72	2												
821210 - Vote by Mail Reporting	1407	406	28.86	152	150	2												
821210 - Election Day Reporting	1407	303	21.54	103	111	1												
821400 - Vote by Mail Reporting	873	298	34.14	111	102	1												
821400 - Election Day Reporting	873	223	25.54	70	86	1												
821500 - Vote by Mail Reporting	884	349	39.48	133	112	4												
821500 - Election Day Reporting	884	193	21.83	69	64	0												
821600 - Vote by Mail Reporting	840	235	27.98	92	102	3												
821600 - Election Day Reporting	840	258	30.71	85	73	0												
821710 - Vote by Mail Reporting	729	274	37.59	106	113	1												
821710 - Election Day Reporting	729	201	27.57	86	65	0												
821730 - Vote by Mail Reporting	1429	483	33.80	181	176	5												
821730 - Election Day Reporting	1429	325	22.74	106	113	1												
821800 - Vote by Mail Reporting	1476	375	25.41	157	133	0												
821800 - Election Day Reporting	1476	398	26.96	132	132	3												
821900 - Vote by Mail Reporting	941	242	25.72	89	95	1												
821900 - Election Day Reporting	941	217	23.06	90	75	2												
821910 - Vote by Mail Reporting	682	246	36.07	88	93	1												
821910 - Election Day Reporting	682	143	20.97	50	46	0												
822000 - Vote by Mail Reporting	1280	441	34.45	185	147	2												
822000 - Election Day Reporting	1280	303	23.67	106	88	2												
822010 - Vote by Mail Reporting	1017	278	27.34	81	106	0												
822010 - Election Day Reporting	1017	311	30.58	136	86	1												
822200 - Vote by Mail Reporting	648	193	29.78	77	53	3												
822200 - Election Day Reporting	648	179	27.62	62	50	0												
823000 - Vote by Mail Reporting	890	245	27.53	84	87	0												
823000 - Election Day Reporting	890	246	27.64	85	81	3												
823100 - Vote by Mail Reporting	856	185	21.61	76	65	2												
823100 - Election Day Reporting	856	244	28.50	80	85	3												
823200 - Vote by Mail Reporting	1333	286	21.46	99	128	3												
823200 - Election Day Reporting	1333	373	27.98	127	141	2												
823400 - Vote by Mail Reporting	932	338	36.27	115	111	5												
823400 - Election Day Reporting	932	186	19.96	59	58	1												
823500 - Vote by Mail Reporting	726	229	31.54	68	95	2												
823500 - Election Day Reporting	726	193	26.58	75	61	1												
823510 - Vote by Mail Reporting	902	244	27.05	90	103	0												
823510 - Election Day Reporting	902	256	28.38	99	89	0												
823600 - Vote by Mail Reporting	1323	414	31.29	158	160	0												
823600 - Election Day Reporting	1323	297	22.45	122	90	1												
823610 - Vote by Mail Reporting	728	211	28.98	103	62	1												
823610 - Election Day Reporting	728	185	25.41	79	66	5												
823700 - Vote by Mail Reporting	1237	360	29.10	160	104	5												
823700 - Election Day Reporting	1237	276	22.31	94	96	2												
823710 - Vote by Mail Reporting	713	192	26.93	68	82	3												
823710 - Election Day Reporting	713	150	21.04	61	46	1												
823720 - Vote by Mail Reporting	809	295	36.46	118	106	0												
823720 - Election Day Reporting	809	144	17.80	53	41	4												
823730 - Vote by Mail Reporting	1222	303	24.80	109	123	1												
823730 - Election Day Reporting	1222	258	21.11	104	88	4												
823800 - Vote by Mail Reporting	1144	330	28.85	125	130	2												
823800 - Election Day Reporting	1144	293	25.61	115	82	1												
823810 - Vote by Mail Reporting	900	270	30.00	98	116	4												
823810 - Election Day Reporting	900	230	25.56	89	57	6												
823900 - Vote by Mail Reporting	797	245	30.74	88	93	2												
823900 - Election Day Reporting	797	221	27.73	81	61	4												
830100 - Vote by Mail Reporting	1524	470	30.84	184	160	0												

**ALAMEDA COUNTY Statement of Vote
GENERAL ELECTION**

NON PARTISAN SUPERIOR COURT JUDGE, OFFICE #9

	Registration	Ballots Cast	Turnout (%)	SUPERIOR COURT JUDGE, OFFICE JOHN CREIGHTON	VICTORIA S. KOLAKOWSKI	Write-In											
830100 - Election Day Reporting	1524	345	22.64	123	96	3											
830200 - Vote by Mail Reporting	1403	466	33.21	208	143	0											
830200 - Election Day Reporting	1403	347	24.73	129	103	3											
830210 - Vote by Mail Reporting	1298	371	28.58	145	132	2											
830210 - Election Day Reporting	1298	290	22.34	100	87	6											
830300 - Vote by Mail Reporting	1407	379	26.94	145	123	1											
830300 - Election Day Reporting	1407	378	26.87	141	108	4											
830500 - Vote by Mail Reporting	1211	366	30.22	132	109	2											
830500 - Election Day Reporting	1211	294	24.28	105	81	4											
830700 - Vote by Mail Reporting	1214	325	26.77	111	105	0											
830700 - Election Day Reporting	1214	309	25.45	100	97	3											
831000 - Vote by Mail Reporting	853	242	28.37	79	90	2											
831000 - Election Day Reporting	853	226	26.49	81	78	0											
831200 - Vote by Mail Reporting	1045	338	32.34	132	88	6											
831200 - Election Day Reporting	1045	263	25.17	98	71	2											
831210 - Vote by Mail Reporting	678	247	36.43	108	71	0											
831210 - Election Day Reporting	678	146	21.53	52	49	2											
831230 - Vote by Mail Reporting	923	313	33.91	111	103	3											
831230 - Election Day Reporting	923	214	23.19	71	74	3											
831300 - Vote by Mail Reporting	1348	443	32.86	186	144	2											
831300 - Election Day Reporting	1348	347	25.74	145	98	2											
831400 - Vote by Mail Reporting	733	227	30.97	86	77	5											
831400 - Election Day Reporting	733	181	24.69	71	49	0											
831410 - Vote by Mail Reporting	911	263	28.87	99	93	4											
831410 - Election Day Reporting	911	222	24.37	91	50	0											
831500 - Vote by Mail Reporting	1403	557	39.70	231	183	2											
831500 - Election Day Reporting	1403	331	23.59	126	89	4											
831510 - Vote by Mail Reporting	799	249	31.16	102	76	0											
831510 - Election Day Reporting	799	268	33.54	90	83	2											
831610 - Vote by Mail Reporting	1172	362	30.89	141	104	1											
831610 - Election Day Reporting	1172	308	26.28	126	82	2											
831700 - Vote by Mail Reporting	875	288	32.91	104	84	0											
831700 - Election Day Reporting	875	181	20.69	69	53	2											
831710 - Vote by Mail Reporting	626	193	30.83	74	70	0											
831710 - Election Day Reporting	626	134	21.41	53	44	0											
831810 - Vote by Mail Reporting	1394	455	32.64	199	143	1											
831810 - Election Day Reporting	1394	382	27.40	138	120	5											
831830 - Vote by Mail Reporting	933	308	33.01	127	102	0											
831830 - Election Day Reporting	933	227	24.33	93	66	1											
831900 - Vote by Mail Reporting	1378	427	30.99	173	140	1											
831900 - Election Day Reporting	1378	327	23.73	138	86	3											
831920 - Vote by Mail Reporting	1418	418	29.48	182	130	2											
831920 - Election Day Reporting	1418	339	23.91	120	112	5											
832000 - Vote by Mail Reporting	1148	335	29.18	118	130	4											
832000 - Election Day Reporting	1148	284	24.74	109	100	1											
832010 - Vote by Mail Reporting	910	255	28.02	86	113	1											
832010 - Election Day Reporting	910	251	27.58	90	99	1											
832200 - Vote by Mail Reporting	1174	438	37.31	160	134	2											
832200 - Election Day Reporting	1174	299	25.47	110	80	1											
832210 - Vote by Mail Reporting	1175	444	37.79	181	109	3											
832210 - Election Day Reporting	1175	278	23.66	106	61	2											
832300 - Vote by Mail Reporting	1301	543	41.74	225	147	4											
832300 - Election Day Reporting	1301	332	25.52	135	78	4											
832500 - Vote by Mail Reporting	1225	452	36.90	200	116	2											
832500 - Election Day Reporting	1225	387	31.59	164	78	3											
832510 - Vote by Mail Reporting	1184	389	32.85	170	118	3											
832510 - Election Day Reporting	1184	363	30.66	153	99	2											
832710 - Vote by Mail Reporting	1301	384	29.52	135	141	4											
832710 - Election Day Reporting	1301	364	27.98	138	109	2											

**ALAMEDA COUNTY Statement of Vote
GENERAL ELECTION**

NON PARTISAN SUPERIOR COURT JUDGE, OFFICE #9

	Registration	Ballots Cast	Turnout (%)	SUPERIOR COURT JUDGE, OFFICE JOHN CREIGHTON	VICTORIA S. KOLAKOWSKI	Write-In											
832800 - Vote by Mail Reporting	1187	379	31.93	177	116	2											
832800 - Election Day Reporting	1187	294	24.77	123	73	2											
832810 - Vote by Mail Reporting	1135	304	26.78	119	111	1											
832810 - Election Day Reporting	1135	278	24.49	91	103	0											
832900 - Vote by Mail Reporting	1481	497	33.56	215	147	3											
832900 - Election Day Reporting	1481	371	25.05	130	106	4											
833000 - Vote by Mail Reporting	1388	355	25.58	132	123	7											
833000 - Election Day Reporting	1388	375	27.02	148	122	4											
833100 - Vote by Mail Reporting	1344	450	33.48	161	151	1											
833100 - Election Day Reporting	1344	378	28.13	151	115	3											
833200 - Vote by Mail Reporting	1062	363	34.18	154	112	1											
833200 - Election Day Reporting	1062	242	22.79	85	67	7											
833210 - Vote by Mail Reporting	784	226	28.83	93	76	1											
833210 - Election Day Reporting	784	251	32.02	115	65	3											
833300 - Vote by Mail Reporting	741	249	33.60	109	81	0											
833300 - Election Day Reporting	741	188	25.37	65	61	5											
833310 - Vote by Mail Reporting	713	210	29.45	93	64	4											
833310 - Election Day Reporting	713	196	27.49	99	46	2											
833400 - Vote by Mail Reporting	1538	493	32.05	203	159	2											
833400 - Election Day Reporting	1538	345	22.43	148	98	3											
833500 - Vote by Mail Reporting	1445	425	29.41	187	136	5											
833500 - Election Day Reporting	1445	406	28.10	143	117	3											
833610 - Vote by Mail Reporting	1272	298	23.43	112	116	0											
833610 - Election Day Reporting	1272	356	27.99	143	98	1											
833700 - Vote by Mail Reporting	698	209	29.94	77	66	0											
833700 - Election Day Reporting	698	159	22.78	56	50	3											
833710 - Vote by Mail Reporting	1269	359	28.29	124	133	3											
833710 - Election Day Reporting	1269	343	27.03	144	106	3											
834000 - Vote by Mail Reporting	1286	458	35.61	158	142	4											
834000 - Election Day Reporting	1286	363	28.23	137	83	1											
834200 - Vote by Mail Reporting	1401	474	33.83	146	152	3											
834200 - Election Day Reporting	1401	481	34.33	174	134	1											
834400 - Vote by Mail Reporting	956	327	34.21	122	102	1											
834400 - Election Day Reporting	956	315	32.95	117	86	1											
834600 - Vote by Mail Reporting	1002	398	39.72	161	121	1											
834600 - Election Day Reporting	1002	279	27.84	120	69	3											
834700 - Vote by Mail Reporting	1415	482	34.06	191	138	2											
834700 - Election Day Reporting	1415	330	23.32	125	85	1											
835000 - Vote by Mail Reporting	722	235	32.55	96	86	1											
835000 - Election Day Reporting	722	194	26.87	73	69	0											
835100 - Vote by Mail Reporting	1439	463	32.18	185	153	4											
835100 - Election Day Reporting	1439	358	24.88	146	78	3											
835300 - Vote by Mail Reporting	912	277	30.37	101	95	0											
835300 - Election Day Reporting	912	169	18.53	74	42	3											
835310 - Vote by Mail Reporting	1547	415	26.83	147	128	1											
835310 - Election Day Reporting	1547	293	18.94	94	108	2											
835400 - Vote by Mail Reporting	1050	391	37.24	182	96	4											
835400 - Election Day Reporting	1050	272	25.90	114	59	2											
835500 - Vote by Mail Reporting	1372	466	33.97	166	162	2											
835500 - Election Day Reporting	1372	312	22.74	120	87	6											
835610 - Vote by Mail Reporting	1524	472	30.97	186	141	3											
835610 - Election Day Reporting	1524	414	27.17	161	110	1											
835700 - Vote by Mail Reporting	893	243	27.21	88	99	1											
835700 - Election Day Reporting	893	217	24.30	72	72	1											
835800 - Vote by Mail Reporting	1318	341	25.87	134	119	2											
835800 - Election Day Reporting	1318	315	23.90	101	97	6											
835820 - Vote by Mail Reporting	790	218	27.59	76	71	0											
835820 - Election Day Reporting	790	175	22.15	69	49	2											
835900 - Vote by Mail Reporting	1082	274	25.32	101	90	1											

**ALAMEDA COUNTY Statement of Vote
GENERAL ELECTION**

NON PARTISAN SUPERIOR COURT JUDGE, OFFICE #9

	Registration	Ballots Cast	Turnout (%)	SUPERIOR COURT JUDGE, OFFICE JOHN CREIGHTON	VICTORIA S. KOLAKOWSKI	Write-In											
835900 - Election Day Reporting	1082	293	27.08	107	100	6											
836000 - Vote by Mail Reporting	1091	421	38.59	178	94	2											
836000 - Election Day Reporting	1091	298	27.31	113	56	0											
836100 - Vote by Mail Reporting	1254	503	40.11	193	123	1											
836100 - Election Day Reporting	1254	263	20.97	113	48	1											
836110 - Vote by Mail Reporting	1347	550	40.83	201	164	1											
836110 - Election Day Reporting	1347	315	23.39	124	71	6											
836200 - Vote by Mail Reporting	1038	343	33.04	112	100	2											
836200 - Election Day Reporting	1038	233	22.45	87	57	1											
836400 - Vote by Mail Reporting	813	326	40.10	141	84	2											
836400 - Election Day Reporting	813	216	26.57	76	54	1											
836500 - Vote by Mail Reporting	1349	423	31.36	162	132	3											
836500 - Election Day Reporting	1349	294	21.79	106	91	3											
836600 - Vote by Mail Reporting	1178	508	43.12	196	133	1											
836600 - Election Day Reporting	1178	270	22.92	89	68	0											
837000 - Vote by Mail Reporting	846	301	35.58	119	82	2											
837000 - Election Day Reporting	846	240	28.37	90	59	1											
837100 - Vote by Mail Reporting	958	389	40.61	146	100	6											
837100 - Election Day Reporting	958	217	22.65	72	49	2											
837200 - Vote by Mail Reporting	645	226	35.04	68	73	1											
837200 - Election Day Reporting	645	148	22.95	67	36	1											
837300 - Vote by Mail Reporting	1110	434	39.10	169	130	2											
837300 - Election Day Reporting	1110	245	22.07	87	73	2											
837400 - Vote by Mail Reporting	1030	330	32.04	115	86	0											
837400 - Election Day Reporting	1030	272	26.41	92	64	1											
837500 - Vote by Mail Reporting	784	232	29.59	96	81	2											
837500 - Election Day Reporting	784	236	30.10	77	56	3											
837600 - Vote by Mail Reporting	1038	391	37.67	135	91	1											
837600 - Election Day Reporting	1038	213	20.52	70	45	1											
837700 - Vote by Mail Reporting	913	337	36.91	113	72	1											
837700 - Election Day Reporting	913	212	23.22	88	53	1											
837710 - Vote by Mail Reporting	757	263	34.74	86	79	1											
837710 - Election Day Reporting	757	141	18.63	52	35	1											
837800 - Vote by Mail Reporting	712	220	30.90	74	68	1											
837800 - Election Day Reporting	712	179	25.14	61	49	2											
837900 - Vote by Mail Reporting	541	190	35.12	57	50	3											
837900 - Election Day Reporting	541	155	28.65	57	37	0											
838000 - Vote by Mail Reporting	1382	505	36.54	172	126	2											
838000 - Election Day Reporting	1382	346	25.04	125	97	1											
838110 - Vote by Mail Reporting	1475	443	30.03	161	103	0											
838110 - Election Day Reporting	1475	347	23.53	109	80	2											
838300 - Vote by Mail Reporting	1215	370	30.45	125	139	0											
838300 - Election Day Reporting	1215	305	25.10	97	104	2											
838500 - Vote by Mail Reporting	1482	492	33.20	200	159	2											
838500 - Election Day Reporting	1482	394	26.59	152	107	2											
838600 - Vote by Mail Reporting	703	212	30.16	76	71	0											
838600 - Election Day Reporting	703	220	31.29	85	51	1											
838700 - Vote by Mail Reporting	979	367	37.49	147	104	1											
838700 - Election Day Reporting	979	233	23.80	68	72	2											
839530 - Vote by Mail Reporting	905	312	34.48	124	66	1											
839530 - Election Day Reporting	905	176	19.45	57	48	1											
850300 - Vote by Mail Reporting	1418	463	32.65	172	170	3											
850300 - Election Day Reporting	1418	371	26.16	143	115	7											
850320 - Vote by Mail Reporting	557	145	26.03	47	52	2											
850320 - Election Day Reporting	557	191	34.29	68	63	3											
850330 - Vote by Mail Reporting	853	259	30.36	92	79	1											
850330 - Election Day Reporting	853	199	23.33	64	65	0											
850400 - Vote by Mail Reporting	621	206	33.17	70	83	0											
850400 - Election Day Reporting	621	142	22.87	50	47	2											

**ALAMEDA COUNTY Statement of Vote
GENERAL ELECTION**

NON PARTISAN SUPERIOR COURT JUDGE, OFFICE #9													
	Registration	Ballots Cast	Turnout (%)		SUPERIOR COURT JUDGE, OFFICE JOHN CREIGHTON	VICTORIA S. KOLAKOWSKI	Write-In						
850410 - Vote by Mail Reporting	806	257	31.89		104	80	3						
850410 - Election Day Reporting	806	236	29.28		81	76	1						
850500 - Vote by Mail Reporting	1110	296	26.67		95	112	0						
850500 - Election Day Reporting	1110	288	25.95		90	108	0						
850600 - Vote by Mail Reporting	1193	310	25.98		130	114	3						
850600 - Election Day Reporting	1193	282	23.64		101	96	3						
850800 - Vote by Mail Reporting	674	143	21.22		57	58	1						
850800 - Election Day Reporting	674	207	30.71		75	63	0						
850810 - Vote by Mail Reporting	815	274	33.62		88	97	0						
850810 - Election Day Reporting	815	187	22.94		59	66	1						
850900 - Vote by Mail Reporting	895	301	33.63		120	77	1						
850900 - Election Day Reporting	895	278	31.06		95	82	1						
851000 - Vote by Mail Reporting	924	297	32.14		106	107	1						
851000 - Election Day Reporting	924	269	29.11		100	72	3						
851200 - Vote by Mail Reporting	743	236	31.76		86	90	0						
851200 - Election Day Reporting	743	222	29.88		81	75	4						
851300 - Vote by Mail Reporting	811	230	28.36		99	77	3						
851300 - Election Day Reporting	811	239	29.47		74	80	2						
851500 - Vote by Mail Reporting	700	277	39.57		100	71	0						
851500 - Election Day Reporting	700	205	29.29		79	59	1						
851510 - Vote by Mail Reporting	666	278	41.74		103	85	2						
851510 - Election Day Reporting	666	176	26.43		55	50	0						
851520 - Vote by Mail Reporting	770	270	35.06		100	86	3						
851520 - Election Day Reporting	770	242	31.43		101	62	1						
851600 - Vote by Mail Reporting	1063	295	27.75		111	104	2						
851600 - Election Day Reporting	1063	309	29.07		95	117	2						
851700 - Vote by Mail Reporting	1359	416	30.61		159	143	1						
851700 - Election Day Reporting	1359	389	28.62		124	136	5						
851800 - Vote by Mail Reporting	820	258	31.46		89	108	2						
851800 - Election Day Reporting	820	230	28.05		84	81	2						
852010 - Vote by Mail Reporting	871	256	29.39		105	90	0						
852010 - Election Day Reporting	871	233	26.75		94	76	9						
852100 - Vote by Mail Reporting	1290	276	21.40		90	110	3						
852100 - Election Day Reporting	1290	356	27.60		134	111	5						
866800 - Vote by Mail Reporting	416	130	31.25		27	48	0						
866800 - Election Day Reporting	416	209	50.24		66	76	1						
9213000 - Vote by Mail Reporting	398	3	0.75		0	1	0						
9213000 - Election Day Reporting	398	274	68.84		81	78	0						
9215910 - Vote by Mail Reporting	0	0	0.00		0	0	0						
9215910 - Election Day Reporting	0	4	0.00		1	0	0						
9223100 - Vote by Mail Reporting	273	0	0.00		0	0	0						
9223100 - Election Day Reporting	273	202	73.99		44	75	0						
9223110 - Vote by Mail Reporting	116	1	0.86		0	0	0						
9223110 - Election Day Reporting	116	92	79.31		23	34	0						
9224420 - Vote by Mail Reporting	113	0	0.00		0	0	0						
9224420 - Election Day Reporting	113	56	49.56		19	26	1						
9224710 - Vote by Mail Reporting	143	1	0.70		0	1	0						
9224710 - Election Day Reporting	143	109	76.22		19	51	1						
9224910 - Vote by Mail Reporting	169	1	0.59		0	1	0						
9224910 - Election Day Reporting	169	142	84.02		40	54	0						
9225500 - Vote by Mail Reporting	121	1	0.83		0	0	0						
9225500 - Election Day Reporting	121	72	59.50		19	25	1						
9244110 - Vote by Mail Reporting	214	0	0.00		0	0	0						
9244110 - Election Day Reporting	214	169	78.97		60	54	0						
9325920 - Vote by Mail Reporting	0	0	0.00		0	0	0						
9325920 - Election Day Reporting	0	0	0.00		0	0	0						
9333300 - Vote by Mail Reporting	68	0	0.00		0	0	0						
9333300 - Election Day Reporting	68	31	45.59		11	17	0						
9333910 - Vote by Mail Reporting	104	4	3.85		0	3	0						

**ALAMEDA COUNTY Statement of Vote
GENERAL ELECTION**

NON PARTISAN SUPERIOR COURT JUDGE, OFFICE #9

	Registration	Ballots Cast	Turnout (%)	SUPERIOR COURT JUDGE, OFFICE JOHN CREIGHTON	VICTORIA S. KOLAKOWSKI	Write-In									
9333910 - Election Day Reporting	104	62	59.62	14	29	0									
9333920 - Vote by Mail Reporting	130	9	6.92	4	3	0									
9333920 - Election Day Reporting	130	54	41.54	11	24	0									
9334510 - Vote by Mail Reporting	1	0	0.00	0	0	0									
9334510 - Election Day Reporting	1	0	0.00	0	0	0									
9336810 - Vote by Mail Reporting	393	0	0.00	0	0	0									
9336810 - Election Day Reporting	393	239	60.81	66	80	4									
9336910 - Vote by Mail Reporting	364	0	0.00	0	0	0									
9336910 - Election Day Reporting	364	220	60.44	52	71	1									
9336920 - Vote by Mail Reporting	8	0	0.00	0	0	0									
9336920 - Election Day Reporting	8	5	62.50	1	2	0									
9345300 - Vote by Mail Reporting	114	0	0.00	0	0	0									
9345300 - Election Day Reporting	114	63	55.26	7	29	0									
9345710 - Vote by Mail Reporting	97	0	0.00	0	0	0									
9345710 - Election Day Reporting	97	77	79.38	24	36	1									
9355210 - Vote by Mail Reporting	239	1	0.42	0	1	0									
9355210 - Election Day Reporting	239	113	47.28	39	44	0									
9356400 - Vote by Mail Reporting	433	0	0.00	0	0	0									
9356400 - Election Day Reporting	433	175	40.42	60	72	0									
9360900 - Vote by Mail Reporting	29	0	0.00	0	0	0									
9360900 - Election Day Reporting	29	5	17.24	2	2	0									
9361000 - Vote by Mail Reporting	327	0	0.00	0	0	0									
9361000 - Election Day Reporting	327	132	40.37	28	54	0									
9361210 - Vote by Mail Reporting	0	0	0.00	0	0	0									
9361210 - Election Day Reporting	0	2	0.00	1	1	0									
9364020 - Vote by Mail Reporting	6	0	0.00	0	0	0									
9364020 - Election Day Reporting	6	6	100.00	2	1	0									
9373000 - Vote by Mail Reporting	0	0	0.00	0	0	0									
9373000 - Election Day Reporting	0	0	0.00	0	0	0									
9373010 - Vote by Mail Reporting	0	0	0.00	0	0	0									
9373010 - Election Day Reporting	0	0	0.00	0	0	0									
9373020 - Vote by Mail Reporting	0	0	0.00	0	0	0									
9373020 - Election Day Reporting	0	0	0.00	0	0	0									
9394000 - Vote by Mail Reporting	2	0	0.00	0	0	0									
9394000 - Election Day Reporting	2	0	0.00	0	0	0									
9394100 - Vote by Mail Reporting	3	0	0.00	0	0	0									
9394100 - Election Day Reporting	3	2	66.67	0	0	0									
9394200 - Vote by Mail Reporting	3	0	0.00	0	0	0									
9394200 - Election Day Reporting	3	0	0.00	0	0	0									
9416220 - Vote by Mail Reporting	0	0	0.00	0	0	0									
9416220 - Election Day Reporting	0	0	0.00	0	0	0									
9420030 - Vote by Mail Reporting	82	0	0.00	0	0	0									
9420030 - Election Day Reporting	82	43	52.44	22	16	0									
9420040 - Vote by Mail Reporting	35	0	0.00	0	0	0									
9420040 - Election Day Reporting	35	17	48.57	6	7	0									
9420050 - Vote by Mail Reporting	167	0	0.00	0	0	0									
9420050 - Election Day Reporting	167	85	50.90	26	49	0									
9420200 - Vote by Mail Reporting	235	0	0.00	0	0	0									
9420200 - Election Day Reporting	235	116	49.36	26	59	1									
9420210 - Vote by Mail Reporting	188	0	0.00	0	0	0									
9420210 - Election Day Reporting	188	89	47.34	24	39	4									
9420220 - Vote by Mail Reporting	20	0	0.00	0	0	0									
9420220 - Election Day Reporting	20	11	55.00	1	7	0									
9420230 - Vote by Mail Reporting	237	1	0.42	0	1	0									
9420230 - Election Day Reporting	237	108	45.57	26	59	1									
9420240 - Vote by Mail Reporting	0	0	0.00	0	0	0									
9420240 - Election Day Reporting	0	0	0.00	0	0	0									
9420250 - Vote by Mail Reporting	320	2	0.63	0	1	0									
9420250 - Election Day Reporting	320	137	42.81	39	62	2									

**ALAMEDA COUNTY Statement of Vote
GENERAL ELECTION**

NON PARTISAN SUPERIOR COURT JUDGE, OFFICE #9

	Registration	Ballots Cast	Turnout (%)	SUPERIOR COURT JUDGE, OFFICE JOHN CREIGHTON	VICTORIA S. KOLAKOWSKI	Write-In									
9420300 - Vote by Mail Reporting	149	1	0.67	1	0	0									
9420300 - Election Day Reporting	149	93	62.42	32	31	0									
9420310 - Vote by Mail Reporting	51	0	0.00	0	0	0									
9420310 - Election Day Reporting	51	29	56.86	13	10	0									
9420320 - Vote by Mail Reporting	0	0	0.00	0	0	0									
9420320 - Election Day Reporting	0	0	0.00	0	0	0									
9420800 - Vote by Mail Reporting	260	1	0.38	0	0	0									
9420800 - Election Day Reporting	260	126	48.46	30	62	1									
9422930 - Vote by Mail Reporting	116	0	0.00	0	0	0									
9422930 - Election Day Reporting	116	62	53.45	18	21	0									
9423620 - Vote by Mail Reporting	0	0	0.00	0	0	0									
9423620 - Election Day Reporting	0	0	0.00	0	0	0									
9423700 - Vote by Mail Reporting	0	0	0.00	0	0	0									
9423700 - Election Day Reporting	0	0	0.00	0	0	0									
9423800 - Vote by Mail Reporting	3	0	0.00	0	0	0									
9423800 - Election Day Reporting	3	0	0.00	0	0	0									
9423810 - Vote by Mail Reporting	0	0	0.00	0	0	0									
9423810 - Election Day Reporting	0	0	0.00	0	0	0									
9424200 - Vote by Mail Reporting	74	0	0.00	0	0	0									
9424200 - Election Day Reporting	74	33	44.59	10	6	0									
9430010 - Vote by Mail Reporting	0	0	0.00	0	0	0									
9430010 - Election Day Reporting	0	0	0.00	0	0	0									
9430020 - Vote by Mail Reporting	0	0	0.00	0	0	0									
9430020 - Election Day Reporting	0	0	0.00	0	0	0									
9430110 - Vote by Mail Reporting	0	0	0.00	0	0	0									
9430110 - Election Day Reporting	0	0	0.00	0	0	0									
9430160 - Vote by Mail Reporting	4	0	0.00	0	0	0									
9430160 - Election Day Reporting	4	0	0.00	0	0	0									
9430410 - Vote by Mail Reporting	7	0	0.00	0	0	0									
9430410 - Election Day Reporting	7	3	42.86	2	1	0									
9430420 - Vote by Mail Reporting	1	0	0.00	0	0	0									
9430420 - Election Day Reporting	1	0	0.00	0	0	0									
9430500 - Vote by Mail Reporting	2	0	0.00	0	0	0									
9430500 - Election Day Reporting	2	1	50.00	0	1	0									
9430510 - Vote by Mail Reporting	37	0	0.00	0	0	0									
9430510 - Election Day Reporting	37	22	59.46	1	13	0									
9430710 - Vote by Mail Reporting	62	0	0.00	0	0	0									
9430710 - Election Day Reporting	62	41	66.13	11	21	0									
9430720 - Vote by Mail Reporting	165	0	0.00	0	0	0									
9430720 - Election Day Reporting	165	106	64.24	30	37	1									
9430800 - Vote by Mail Reporting	416	1	0.24	0	1	0									
9430800 - Election Day Reporting	416	227	54.57	72	74	1									
9430820 - Vote by Mail Reporting	0	0	0.00	0	0	0									
9430820 - Election Day Reporting	0	0	0.00	0	0	0									
9430830 - Vote by Mail Reporting	0	0	0.00	0	0	0									
9430830 - Election Day Reporting	0	0	0.00	0	0	0									
9431110 - Vote by Mail Reporting	10	0	0.00	0	0	0									
9431110 - Election Day Reporting	10	8	80.00	0	1	0									
9431120 - Vote by Mail Reporting	4	0	0.00	0	0	0									
9431120 - Election Day Reporting	4	1	25.00	0	0	0									
9431200 - Vote by Mail Reporting	8	0	0.00	0	0	0									
9431200 - Election Day Reporting	8	2	25.00	0	2	0									
9431210 - Vote by Mail Reporting	30	0	0.00	0	0	0									
9431210 - Election Day Reporting	30	16	53.33	5	6	0									
9431300 - Vote by Mail Reporting	78	1	1.28	0	1	0									
9431300 - Election Day Reporting	78	52	66.67	18	22	0									
9431400 - Vote by Mail Reporting	279	0	0.00	0	0	0									
9431400 - Election Day Reporting	279	159	56.99	40	72	0									
9431500 - Vote by Mail Reporting	127	0	0.00	0	0	0									

**ALAMEDA COUNTY Statement of Vote
GENERAL ELECTION**

NON PARTISAN SUPERIOR COURT JUDGE, OFFICE #9

	Registration	Ballots Cast	Turnout (%)	SUPERIOR COURT JUDGE, OFFICE JOHN CREIGHTON	VICTORIA S. KOLAKOWSKI	Write-In											
9431500 - Election Day Reporting	127	86	67.72	22	33	3											
9431610 - Vote by Mail Reporting	28	0	0.00	0	0	0											
9431610 - Election Day Reporting	28	17	60.71	2	8	0											
9431620 - Vote by Mail Reporting	19	0	0.00	0	0	0											
9431620 - Election Day Reporting	19	13	68.42	6	4	0											
9431700 - Vote by Mail Reporting	171	1	0.58	1	0	0											
9431700 - Election Day Reporting	171	101	59.06	28	44	0											
9431900 - Vote by Mail Reporting	130	1	0.77	0	1	0											
9431900 - Election Day Reporting	130	74	56.92	22	27	0											
9433620 - Vote by Mail Reporting	190	1	0.53	0	1	0											
9433620 - Election Day Reporting	190	134	70.53	42	46	2											
9433630 - Vote by Mail Reporting	3	0	0.00	0	0	0											
9433630 - Election Day Reporting	3	1	33.33	1	0	0											
9438120 - Vote by Mail Reporting	12	0	0.00	0	0	0											
9438120 - Election Day Reporting	12	9	75.00	4	2	0											
9438140 - Vote by Mail Reporting	0	0	0.00	0	0	0											
9438140 - Election Day Reporting	0	0	0.00	0	0	0											
9438500 - Vote by Mail Reporting	6	0	0.00	0	0	0											
9438500 - Election Day Reporting	6	1	16.67	0	0	0											
9443700 - Vote by Mail Reporting	359	0	0.00	0	0	0											
9443700 - Election Day Reporting	359	185	51.53	46	80	2											
9443710 - Vote by Mail Reporting	0	0	0.00	0	0	0											
9443710 - Election Day Reporting	0	1	0.00	0	1	0											
9443720 - Vote by Mail Reporting	0	0	0.00	0	0	0											
9443720 - Election Day Reporting	0	0	0.00	0	0	0											
9443800 - Vote by Mail Reporting	267	0	0.00	0	0	0											
9443800 - Election Day Reporting	267	144	53.93	39	66	1											
9447010 - Vote by Mail Reporting	1	0	0.00	0	0	0											
9447010 - Election Day Reporting	1	1	100.00	1	0	0											
9447020 - Vote by Mail Reporting	0	0	0.00	0	0	0											
9447020 - Election Day Reporting	0	0	0.00	0	0	0											
9447100 - Vote by Mail Reporting	15	0	0.00	0	0	0											
9447100 - Election Day Reporting	15	6	40.00	1	2	1											
9447210 - Vote by Mail Reporting	5	0	0.00	0	0	0											
9447210 - Election Day Reporting	5	5	100.00	1	1	0											
9447220 - Vote by Mail Reporting	40	0	0.00	0	0	0											
9447220 - Election Day Reporting	40	27	67.50	8	7	0											
9447300 - Vote by Mail Reporting	178	1	0.56	0	0	0											
9447300 - Election Day Reporting	178	126	70.79	45	33	0											
9447310 - Vote by Mail Reporting	113	0	0.00	0	0	0											
9447310 - Election Day Reporting	113	87	76.99	25	39	2											
9447410 - Vote by Mail Reporting	79	0	0.00	0	0	0											
9447410 - Election Day Reporting	79	51	64.56	18	19	1											
9447510 - Vote by Mail Reporting	28	0	0.00	0	0	0											
9447510 - Election Day Reporting	28	19	67.86	7	9	0											
9447700 - Vote by Mail Reporting	251	0	0.00	0	0	0											
9447700 - Election Day Reporting	251	127	50.60	41	47	2											
9447720 - Vote by Mail Reporting	85	0	0.00	0	0	0											
9447720 - Election Day Reporting	85	53	62.35	16	19	0											
9447730 - Vote by Mail Reporting	54	1	1.85	0	1	0											
9447730 - Election Day Reporting	54	28	51.85	10	10	0											
9450910 - Vote by Mail Reporting	4	0	0.00	0	0	0											
9450910 - Election Day Reporting	4	3	75.00	2	1	0											
9453200 - Vote by Mail Reporting	17	0	0.00	0	0	0											
9453200 - Election Day Reporting	17	10	58.82	3	6	0											
9454220 - Vote by Mail Reporting	40	1	2.50	0	1	0											
9454220 - Election Day Reporting	40	17	42.50	3	6	0											
9454530 - Vote by Mail Reporting	0	0	0.00	0	0	0											
9454530 - Election Day Reporting	0	0	0.00	0	0	0											

**ALAMEDA COUNTY Statement of Vote
GENERAL ELECTION**

NON PARTISAN SUPERIOR COURT JUDGE, OFFICE #9														
	Registration	Ballots Cast	Turnout (%)		SUPERIOR COURT JUDGE, OFFICE JOHN CREIGHTON	VICTORIA S. KOLAKOWSKI	Write-In							
9454540 - Vote by Mail Reporting	4	0	0.00		0	0	0							
9454540 - Election Day Reporting	4	3	75.00		1	1	0							
9454600 - Vote by Mail Reporting	0	0	0.00		0	0	0							
9454600 - Election Day Reporting	0	0	0.00		0	0	0							
9454700 - Vote by Mail Reporting	325	0	0.00		0	0	0							
9454700 - Election Day Reporting	325	190	58.46		59	76	1							
9454800 - Vote by Mail Reporting	4	0	0.00		0	0	0							
9454800 - Election Day Reporting	4	1	25.00		0	0	0							
9456610 - Vote by Mail Reporting	0	0	0.00		0	0	0							
9456610 - Election Day Reporting	0	0	0.00		0	0	0							
9464000 - Vote by Mail Reporting	9	0	0.00		0	0	0							
9464000 - Election Day Reporting	9	7	77.78		2	3	0							
9464010 - Vote by Mail Reporting	0	0	0.00		0	0	0							
9464010 - Election Day Reporting	0	0	0.00		0	0	0							
9464210 - Vote by Mail Reporting	0	0	0.00		0	0	0							
9464210 - Election Day Reporting	0	0	0.00		0	0	0							
9464300 - Vote by Mail Reporting	5	0	0.00		0	0	0							
9464300 - Election Day Reporting	5	2	40.00		1	0	0							
9464500 - Vote by Mail Reporting	64	0	0.00		0	0	0							
9464500 - Election Day Reporting	64	46	71.88		15	12	1							
9464600 - Vote by Mail Reporting	169	0	0.00		0	0	0							
9464600 - Election Day Reporting	169	104	61.54		50	24	0							
9464620 - Vote by Mail Reporting	0	0	0.00		0	0	0							
9464620 - Election Day Reporting	0	0	0.00		0	0	0							
9464630 - Vote by Mail Reporting	4	0	0.00		0	0	0							
9464630 - Election Day Reporting	4	2	50.00		1	0	0							
9464640 - Vote by Mail Reporting	177	1	0.56		0	0	0							
9464640 - Election Day Reporting	177	133	75.14		41	34	0							
9464700 - Vote by Mail Reporting	0	0	0.00		0	0	0							
9464700 - Election Day Reporting	0	0	0.00		0	0	0							
9470100 - Vote by Mail Reporting	146	0	0.00		0	0	0							
9470100 - Election Day Reporting	146	99	67.81		23	34	0							
9470110 - Vote by Mail Reporting	20	0	0.00		0	0	0							
9470110 - Election Day Reporting	20	16	80.00		2	9	0							
9470310 - Vote by Mail Reporting	0	0	0.00		0	0	0							
9470310 - Election Day Reporting	0	0	0.00		0	0	0							
9470700 - Vote by Mail Reporting	321	1	0.31		1	0	0							
9470700 - Election Day Reporting	321	134	41.74		31	50	0							
9472920 - Vote by Mail Reporting	1	0	0.00		0	0	0							
9472920 - Election Day Reporting	1	1	100.00		1	0	0							
9473910 - Vote by Mail Reporting	1	0	0.00		0	0	0							
9473910 - Election Day Reporting	1	0	0.00		0	0	0							
9475210 - Vote by Mail Reporting	6	0	0.00		0	0	0							
9475210 - Election Day Reporting	6	1	16.67		0	1	0							
9475300 - Vote by Mail Reporting	135	0	0.00		0	0	0							
9475300 - Election Day Reporting	135	102	75.56		30	32	0							
9475530 - Vote by Mail Reporting	16	0	0.00		0	0	0							
9475530 - Election Day Reporting	16	15	93.75		5	3	0							
9481100 - Vote by Mail Reporting	126	0	0.00		0	0	0							
9481100 - Election Day Reporting	126	69	54.76		17	29	0							
9481110 - Vote by Mail Reporting	12	0	0.00		0	0	0							
9481110 - Election Day Reporting	12	6	50.00		1	4	0							
9481310 - Vote by Mail Reporting	28	0	0.00		0	0	0							
9481310 - Election Day Reporting	28	17	60.71		5	7	0							
9481420 - Vote by Mail Reporting	11	0	0.00		0	0	0							
9481420 - Election Day Reporting	11	7	63.64		3	1	0							
9481430 - Vote by Mail Reporting	1	0	0.00		0	0	0							
9481430 - Election Day Reporting	1	0	0.00		0	0	0							
9481520 - Vote by Mail Reporting	65	2	3.08		0	2	0							

**ALAMEDA COUNTY Statement of Vote
GENERAL ELECTION**

NON PARTISAN SUPERIOR COURT JUDGE, OFFICE #9													
	Registration	Ballots Cast	Turnout (%)		SUPERIOR COURT JUDGE, OFFICE JOHN CREIGHTON	VICTORIA S. KOLAKOWSKI	Write-In						
9481520 - Election Day Reporting	65	33	50.77		13	12	0						
9481530 - Vote by Mail Reporting	3	0	0.00		0	0	0						
9481530 - Election Day Reporting	3	0	0.00		0	0	0						
9481540 - Vote by Mail Reporting	66	0	0.00		0	0	0						
9481540 - Election Day Reporting	66	32	48.48		6	15	1						
9481810 - Vote by Mail Reporting	315	0	0.00		0	0	0						
9481810 - Election Day Reporting	315	158	50.16		53	73	2						
9481900 - Vote by Mail Reporting	212	0	0.00		0	0	0						
9481900 - Election Day Reporting	212	86	40.57		30	33	1						
9481910 - Vote by Mail Reporting	174	2	1.15		1	1	0						
9481910 - Election Day Reporting	174	84	48.28		18	54	0						
9482010 - Vote by Mail Reporting	56	0	0.00		0	0	0						
9482010 - Election Day Reporting	56	29	51.79		9	11	0						
9482030 - Vote by Mail Reporting	41	0	0.00		0	0	0						
9482030 - Election Day Reporting	41	26	63.41		3	17	0						
9484000 - Vote by Mail Reporting	2	0	0.00		0	0	0						
9484000 - Election Day Reporting	2	0	0.00		0	0	0						
9490020 - Vote by Mail Reporting	1	0	0.00		0	0	0						
9490020 - Election Day Reporting	1	1	100.00		1	0	0						
9490040 - Vote by Mail Reporting	18	0	0.00		0	0	0						
9490040 - Election Day Reporting	18	14	77.78		3	2	0						
9490100 - Vote by Mail Reporting	52	0	0.00		0	0	0						
9490100 - Election Day Reporting	52	42	80.77		13	12	0						
9490200 - Vote by Mail Reporting	0	0	0.00		0	0	0						
9490200 - Election Day Reporting	0	0	0.00		0	0	0						
9490210 - Vote by Mail Reporting	0	0	0.00		0	0	0						
9490210 - Election Day Reporting	0	0	0.00		0	0	0						
9490300 - Vote by Mail Reporting	0	0	0.00		0	0	0						
9490300 - Election Day Reporting	0	0	0.00		0	0	0						
9491010 - Vote by Mail Reporting	0	0	0.00		0	0	0						
9491010 - Election Day Reporting	0	0	0.00		0	0	0						
9491020 - Vote by Mail Reporting	4	0	0.00		0	0	0						
9491020 - Election Day Reporting	4	4	100.00		1	0	0						
9491050 - Vote by Mail Reporting	43	0	0.00		0	0	0						
9491050 - Election Day Reporting	43	18	41.86		2	7	0						
9491080 - Vote by Mail Reporting	0	0	0.00		0	0	0						
9491080 - Election Day Reporting	0	0	0.00		0	0	0						
9491410 - Vote by Mail Reporting	9	0	0.00		0	0	0						
9491410 - Election Day Reporting	9	7	77.78		2	2	0						
9491600 - Vote by Mail Reporting	204	1	0.49		1	0	0						
9491600 - Election Day Reporting	204	142	69.61		44	50	0						
9491610 - Vote by Mail Reporting	12	0	0.00		0	0	0						
9491610 - Election Day Reporting	12	8	66.67		1	5	1						
9491630 - Vote by Mail Reporting	114	1	0.88		0	1	0						
9491630 - Election Day Reporting	114	85	74.56		30	27	0						
9492000 - Vote by Mail Reporting	96	1	1.04		0	0	0						
9492000 - Election Day Reporting	96	66	68.75		27	13	0						
9492010 - Vote by Mail Reporting	51	0	0.00		0	0	0						
9492010 - Election Day Reporting	51	32	62.75		9	15	2						
9492020 - Vote by Mail Reporting	0	0	0.00		0	0	0						
9492020 - Election Day Reporting	0	0	0.00		0	0	0						
9492040 - Vote by Mail Reporting	2	0	0.00		0	0	0						
9492040 - Election Day Reporting	2	2	100.00		2	0	0						
9492100 - Vote by Mail Reporting	12	0	0.00		0	0	0						
9492100 - Election Day Reporting	12	10	83.33		5	1	0						
9492120 - Vote by Mail Reporting	0	0	0.00		0	0	0						
9492120 - Election Day Reporting	0	0	0.00		0	0	0						
9498100 - Vote by Mail Reporting	6	0	0.00		0	0	0						
9498100 - Election Day Reporting	6	6	100.00		4	0	0						

**ALAMEDA COUNTY Statement of Vote
GENERAL ELECTION**

NON PARTISAN SUPERIOR COURT JUDGE, OFFICE #9													
	Registration	Ballots Cast	Turnout (%)		SUPERIOR COURT JUDGE, OFFICE JOHN CREIGHTON	VICTORIA S. KOLAKOWSKI	Write-In						
9498200 - Vote by Mail Reporting	63	0	0.00		0	0	0						
9498200 - Election Day Reporting	63	45	71.43		17	11	0						
9499000 - Vote by Mail Reporting	15	0	0.00		0	0	0						
9499000 - Election Day Reporting	15	12	80.00		8	3	0						
9499010 - Vote by Mail Reporting	0	0	0.00		0	0	0						
9499010 - Election Day Reporting	0	0	0.00		0	0	0						
9500220 - Vote by Mail Reporting	68	0	0.00		0	0	0						
9500220 - Election Day Reporting	68	36	52.94		15	12	2						
9501710 - Vote by Mail Reporting	40	0	0.00		0	0	0						
9501710 - Election Day Reporting	40	33	82.50		15	7	0						
9502910 - Vote by Mail Reporting	4	0	0.00		0	0	0						
9502910 - Election Day Reporting	4	2	50.00		2	0	0						
9502920 - Vote by Mail Reporting	430	3	0.70		1	0	0						
9502920 - Election Day Reporting	430	277	64.42		69	90	2						
9510100 - Vote by Mail Reporting	237	2	0.84		1	1	0						
9510100 - Election Day Reporting	237	164	69.20		74	26	2						
9510110 - Vote by Mail Reporting	57	0	0.00		0	0	0						
9510110 - Election Day Reporting	57	37	64.91		13	7	1						
9510120 - Vote by Mail Reporting	0	0	0.00		0	0	0						
9510120 - Election Day Reporting	0	0	0.00		0	0	0						
9510310 - Vote by Mail Reporting	14	0	0.00		0	0	0						
9510310 - Election Day Reporting	14	8	57.14		4	1	0						
9510320 - Vote by Mail Reporting	0	0	0.00		0	0	0						
9510320 - Election Day Reporting	0	0	0.00		0	0	0						
9510400 - Vote by Mail Reporting	67	0	0.00		0	0	0						
9510400 - Election Day Reporting	67	46	68.66		21	11	0						
9510410 - Vote by Mail Reporting	38	0	0.00		0	0	0						
9510410 - Election Day Reporting	38	26	68.42		10	12	0						
9510500 - Vote by Mail Reporting	235	2	0.85		0	2	0						
9510500 - Election Day Reporting	235	180	76.60		78	32	2						
9510610 - Vote by Mail Reporting	39	7	17.95		3	0	0						
9510610 - Election Day Reporting	39	23	58.97		6	8	0						
9510700 - Vote by Mail Reporting	0	0	0.00		0	0	0						
9510700 - Election Day Reporting	0	0	0.00		0	0	0						
9510710 - Vote by Mail Reporting	0	0	0.00		0	0	0						
9510710 - Election Day Reporting	0	0	0.00		0	0	0						
9510720 - Vote by Mail Reporting	0	0	0.00		0	0	0						
9510720 - Election Day Reporting	0	0	0.00		0	0	0						
9510730 - Vote by Mail Reporting	2	0	0.00		0	0	0						
9510730 - Election Day Reporting	2	2	100.00		0	0	0						
9510800 - Vote by Mail Reporting	218	0	0.00		0	0	0						
9510800 - Election Day Reporting	218	166	76.15		68	44	0						
9510830 - Vote by Mail Reporting	31	0	0.00		0	0	0						
9510830 - Election Day Reporting	31	21	67.74		9	5	0						
9510840 - Vote by Mail Reporting	132	0	0.00		0	0	0						
9510840 - Election Day Reporting	132	91	68.94		27	24	1						
9510910 - Vote by Mail Reporting	0	0	0.00		0	0	0						
9510910 - Election Day Reporting	0	0	0.00		0	0	0						
9511000 - Vote by Mail Reporting	0	0	0.00		0	0	0						
9511000 - Election Day Reporting	0	0	0.00		0	0	0						
9511010 - Vote by Mail Reporting	0	0	0.00		0	0	0						
9511010 - Election Day Reporting	0	0	0.00		0	0	0						
9520250 - Vote by Mail Reporting	351	0	0.00		0	0	0						
9520250 - Election Day Reporting	351	236	67.24		84	57	0						
9520720 - Vote by Mail Reporting	91	0	0.00		0	0	0						
9520720 - Election Day Reporting	91	72	79.12		28	13	0						
9520730 - Vote by Mail Reporting	0	0	0.00		0	0	0						
9520730 - Election Day Reporting	0	0	0.00		0	0	0						
9521700 - Vote by Mail Reporting	8	0	0.00		0	0	0						

**ALAMEDA COUNTY Statement of Vote
GENERAL ELECTION**

NON PARTISAN SUPERIOR COURT JUDGE, OFFICE #9													
	Registration	Ballots Cast	Turnout (%)		SUPERIOR COURT JUDGE, OFFICE JOHN CREIGHTON	VICTORIA S. KOLAKOWSKI	Write-In						
9521700 - Election Day Reporting	8	6	75.00		3	1	0						
9522160 - Vote by Mail Reporting	384	0	0.00		0	0	0						
9522160 - Election Day Reporting	384	243	63.28		82	78	3						
9523100 - Vote by Mail Reporting	465	0	0.00		0	0	0						
9523100 - Election Day Reporting	465	275	59.14		101	72	2						
9530100 - Vote by Mail Reporting	0	0	0.00		0	0	0						
9530100 - Election Day Reporting	0	0	0.00		0	0	0						
9530200 - Vote by Mail Reporting	0	0	0.00		0	0	0						
9530200 - Election Day Reporting	0	0	0.00		0	0	0						
9532000 - Vote by Mail Reporting	0	0	0.00		0	0	0						
9532000 - Election Day Reporting	0	0	0.00		0	0	0						
9532100 - Vote by Mail Reporting	0	0	0.00		0	0	0						
9532100 - Election Day Reporting	0	0	0.00		0	0	0						
9532200 - Vote by Mail Reporting	0	0	0.00		0	0	0						
9532200 - Election Day Reporting	0	0	0.00		0	0	0						
9532400 - Vote by Mail Reporting	0	0	0.00		0	0	0						
9532400 - Election Day Reporting	0	0	0.00		0	0	0						
9535000 - Vote by Mail Reporting	5	0	0.00		0	0	0						
9535000 - Election Day Reporting	5	5	100.00		5	0	0						
9535010 - Vote by Mail Reporting	0	0	0.00		0	0	0						
9535010 - Election Day Reporting	0	0	0.00		0	0	0						
9535020 - Vote by Mail Reporting	0	0	0.00		0	0	0						
9535020 - Election Day Reporting	0	0	0.00		0	0	0						
9535030 - Vote by Mail Reporting	0	0	0.00		0	0	0						
9535030 - Election Day Reporting	0	0	0.00		0	0	0						
9535040 - Vote by Mail Reporting	3	0	0.00		0	0	0						
9535040 - Election Day Reporting	3	2	66.67		2	0	0						
9535060 - Vote by Mail Reporting	1	0	0.00		0	0	0						
9535060 - Election Day Reporting	1	1	100.00		1	0	0						
9535200 - Vote by Mail Reporting	0	0	0.00		0	0	0						
9535200 - Election Day Reporting	0	0	0.00		0	0	0						
9535300 - Vote by Mail Reporting	56	0	0.00		0	0	0						
9535300 - Election Day Reporting	56	39	69.64		10	14	0						
9535400 - Vote by Mail Reporting	0	0	0.00		0	0	0						
9535400 - Election Day Reporting	0	0	0.00		0	0	0						
9535500 - Vote by Mail Reporting	8	0	0.00		0	0	0						
9535500 - Election Day Reporting	8	5	62.50		2	0	0						
9535600 - Vote by Mail Reporting	0	0	0.00		0	0	0						
9535600 - Election Day Reporting	0	0	0.00		0	0	0						
9535700 - Vote by Mail Reporting	0	0	0.00		0	0	0						
9535700 - Election Day Reporting	0	0	0.00		0	0	0						
9535800 - Vote by Mail Reporting	0	0	0.00		0	0	0						
9535800 - Election Day Reporting	0	0	0.00		0	0	0						
9535900 - Vote by Mail Reporting	0	0	0.00		0	0	0						
9535900 - Election Day Reporting	0	0	0.00		0	0	0						
9540400 - Vote by Mail Reporting	104	0	0.00		0	0	0						
9540400 - Election Day Reporting	104	70	67.31		22	16	1						
9547710 - Vote by Mail Reporting	125	2	1.60		2	0	0						
9547710 - Election Day Reporting	125	80	64.00		32	24	0						
9547720 - Vote by Mail Reporting	181	1	0.55		0	1	0						
9547720 - Election Day Reporting	181	95	52.49		37	32	0						
9810900 - Vote by Mail Reporting	0	0	0.00		0	0	0						
9810900 - Election Day Reporting	0	0	0.00		0	0	0						
9815090 - Vote by Mail Reporting	0	0	0.00		0	0	0						
9815090 - Election Day Reporting	0	0	0.00		0	0	0						
9815100 - Vote by Mail Reporting	0	0	0.00		0	0	0						
9815100 - Election Day Reporting	0	0	0.00		0	0	0						
9815120 - Vote by Mail Reporting	0	0	0.00		0	0	0						
9815120 - Election Day Reporting	0	0	0.00		0	0	0						

**ALAMEDA COUNTY Statement of Vote
GENERAL ELECTION**

NON PARTISAN SUPERIOR COURT JUDGE, OFFICE #9														
	Registration	Ballots Cast	Turnout (%)		SUPERIOR COURT JUDGE, OFFICE JOHN CREIGHTON	VICTORIA S. KOLAKOWSKI	Write-In							
9815130 - Vote by Mail Reporting	0	0	0.00		0	0	0							
9815130 - Election Day Reporting	0	0	0.00		0	0	0							
9815140 - Vote by Mail Reporting	13	0	0.00		0	0	0							
9815140 - Election Day Reporting	13	9	69.23		1	3	0							
9819010 - Vote by Mail Reporting	3	0	0.00		0	0	0							
9819010 - Election Day Reporting	3	3	100.00		0	1	0							
9819020 - Vote by Mail Reporting	23	0	0.00		0	0	0							
9819020 - Election Day Reporting	23	14	60.87		4	6	0							
9819110 - Vote by Mail Reporting	1	0	0.00		0	0	0							
9819110 - Election Day Reporting	1	1	100.00		0	1	0							
9820000 - Vote by Mail Reporting	0	0	0.00		0	0	0							
9820000 - Election Day Reporting	0	0	0.00		0	0	0							
9821310 - Vote by Mail Reporting	45	0	0.00		0	0	0							
9821310 - Election Day Reporting	45	27	60.00		12	9	0							
9822020 - Vote by Mail Reporting	215	1	0.47		1	0	0							
9822020 - Election Day Reporting	215	128	59.53		52	28	0							
9823020 - Vote by Mail Reporting	5	1	20.00		0	1	0							
9823020 - Election Day Reporting	5	0	0.00		0	0	0							
9823030 - Vote by Mail Reporting	0	0	0.00		0	0	0							
9823030 - Election Day Reporting	0	0	0.00		0	0	0							
9831220 - Vote by Mail Reporting	11	0	0.00		0	0	0							
9831220 - Election Day Reporting	11	5	45.45		3	2	0							
9834020 - Vote by Mail Reporting	0	0	0.00		0	0	0							
9834020 - Election Day Reporting	0	0	0.00		0	0	0							
9837050 - Vote by Mail Reporting	0	0	0.00		0	0	0							
9837050 - Election Day Reporting	0	0	0.00		0	0	0							
9839000 - Vote by Mail Reporting	5	0	0.00		0	0	0							
9839000 - Election Day Reporting	5	2	40.00		0	2	0							
9839060 - Vote by Mail Reporting	0	0	0.00		0	0	0							
9839060 - Election Day Reporting	0	0	0.00		0	0	0							
9839100 - Vote by Mail Reporting	196	0	0.00		0	0	0							
9839100 - Election Day Reporting	196	98	50.00		30	27	2							
9839210 - Vote by Mail Reporting	7	0	0.00		0	0	0							
9839210 - Election Day Reporting	7	7	100.00		0	2	0							
9839220 - Vote by Mail Reporting	2	0	0.00		0	0	0							
9839220 - Election Day Reporting	2	0	0.00		0	0	0							
9839300 - Vote by Mail Reporting	93	3	3.23		0	0	0							
9839300 - Election Day Reporting	93	55	59.14		19	11	0							
9839400 - Vote by Mail Reporting	0	0	0.00		0	0	0							
9839400 - Election Day Reporting	0	0	0.00		0	0	0							
9839510 - Vote by Mail Reporting	145	1	0.69		0	1	0							
9839510 - Election Day Reporting	145	77	53.10		27	24	0							
9866810 - Vote by Mail Reporting	69	0	0.00		0	0	0							
9866810 - Election Day Reporting	69	61	88.41		24	20	1							
9866820 - Vote by Mail Reporting	93	0	0.00		0	0	0							
9866820 - Election Day Reporting	93	68	73.12		22	18	3							
9866830 - Vote by Mail Reporting	0	0	0.00		0	0	0							
9866830 - Election Day Reporting	0	0	0.00		0	0	0							
9866840 - Vote by Mail Reporting	0	0	0.00		0	0	0							
9866840 - Election Day Reporting	0	0	0.00		0	0	0							
9866850 - Vote by Mail Reporting	19	0	0.00		0	0	0							
9866850 - Election Day Reporting	19	11	57.89		6	3	0							
9866920 - Vote by Mail Reporting	0	0	0.00		0	0	0							
9866920 - Election Day Reporting	0	0	0.00		0	0	0							
9867100 - Vote by Mail Reporting	19	0	0.00		0	0	0							
9867100 - Election Day Reporting	19	13	68.42		4	3	1							
9867110 - Vote by Mail Reporting	6	0	0.00		0	0	0							
9867110 - Election Day Reporting	6	6	100.00		6	0	0							
9867200 - Vote by Mail Reporting	76	1	1.32		1	0	0							

**ALAMEDA COUNTY Statement of Vote
GENERAL ELECTION**

NON PARTISAN SUPERIOR COURT JUDGE, OFFICE #9													
	Registration	Ballots Cast	Turnout (%)		SUPERIOR COURT JUDGE, OFFICE JOHN CREIGHTON	VICTORIA S. KOLAKOWSKI	Write-In						
9867200 - Election Day Reporting	76	55	72.37		11	18	0						
9867300 - Vote by Mail Reporting	6	0	0.00		0	0	0						
9867300 - Election Day Reporting	6	6	100.00		1	2	0						
9867310 - Vote by Mail Reporting	0	0	0.00		0	0	0						
9867310 - Election Day Reporting	0	0	0.00		0	0	0						
9867400 - Vote by Mail Reporting	5	0	0.00		0	0	0						
9867400 - Election Day Reporting	5	4	80.00		2	2	0						
9870000 - Vote by Mail Reporting	188	0	0.00		0	0	0						
9870000 - Election Day Reporting	188	150	79.79		59	31	0						
9870010 - Vote by Mail Reporting	281	1	0.36		1	0	0						
9870010 - Election Day Reporting	281	204	72.60		82	42	1						
9870100 - Vote by Mail Reporting	219	1	0.46		0	0	0						
9870100 - Election Day Reporting	219	151	68.95		66	35	5						
9870110 - Vote by Mail Reporting	0	0	0.00		0	0	0						
9870110 - Election Day Reporting	0	0	0.00		0	0	0						
9870120 - Vote by Mail Reporting	0	0	0.00		0	0	0						
9870120 - Election Day Reporting	0	0	0.00		0	0	0						
9870150 - Vote by Mail Reporting	0	0	0.00		0	0	0						
9870150 - Election Day Reporting	0	0	0.00		0	0	0						
9870300 - Vote by Mail Reporting	4	0	0.00		0	0	0						
9870300 - Election Day Reporting	4	1	25.00		1	0	0						
9880100 - Vote by Mail Reporting	24	1	4.17		0	1	0						
9880100 - Election Day Reporting	24	15	62.50		8	5	0						
9880210 - Vote by Mail Reporting	0	0	0.00		0	0	0						
9880210 - Election Day Reporting	0	0	0.00		0	0	0						
9880300 - Vote by Mail Reporting	2	0	0.00		0	0	0						
9880300 - Election Day Reporting	2	0	0.00		0	0	0						
9880310 - Vote by Mail Reporting	5	0	0.00		0	0	0						
9880310 - Election Day Reporting	5	3	60.00		2	1	0						
9880400 - Vote by Mail Reporting	0	0	0.00		0	0	0						
9880400 - Election Day Reporting	0	0	0.00		0	0	0						
9880410 - Vote by Mail Reporting	1	0	0.00		0	0	0						
9880410 - Election Day Reporting	1	0	0.00		0	0	0						
9880500 - Vote by Mail Reporting	0	0	0.00		0	0	0						
9880500 - Election Day Reporting	0	0	0.00		0	0	0						
Vote by Mail Reporting Totals	765885	253505	33.10		84686	91259	1349						
Election Day Reporting Totals	765885	214978	28.07		67868	70830	1934						
District Totals - Absentee													
District Grand Totals													
9th Congressional District	359578	223499	62.16		64730	81801	1571						
10th Congressional District	47936	30985	64.64		11375	9121	231						
11th Congressional District	58831	38998	66.29		15233	10777	214						
13th Congressional District	299540	175001	58.42		61216	60390	1267						
9th State Senatorial District	436233	276940	63.48		84921	97592	1895						
10th State Senatorial District	329652	191543	58.10		67633	64497	1388						
14th Assembly District	117556	77426	65.86		19537	27746	325						
15th Assembly District	53180	34639	65.14		12754	10141	248						
16th Assembly District	213818	132062	61.76		41392	48610	1095						
18th Assembly District	208684	123576	59.22		40921	44721	978						
20th Assembly District	172647	100780	58.37		37950	30871	637						
1st Dist, Board of Equalization	765885	468483	61.17		152554	162089	3283						
1st Supervisorial District	167329	104739	62.59		39889	30012	657						
2nd Supervisorial District	128168	70104	54.70		24465	25385	536						
3rd Supervisorial District	130247	78774	60.48		24791	29239	644						
4th Supervisorial District	141803	86783	61.20		28895	31074	666						

**ALAMEDA COUNTY Statement of Vote
GENERAL ELECTION**

NON PARTISAN SUPERIOR COURT JUDGE, OFFICE #9													
	Registration	Ballots Cast	Turnout (%)		SUPERIOR COURT JUDGE, OFFICE JOHN CREIGHTON	VICTORIA S. KOLAKOWSKI	Write-In						
5th Supervisorial District	198338	128083	64.58		34514	46379	780						
ALAMEDA	765885	468483	61.17		152554	162089	3283						
City of Alameda	41183	28423	69.02		9927	9836	152						
City of Albany	10212	7246	70.96		1691	2688	32						
City of Berkeley	78631	49640	63.13		11914	17939	205						
City of Dublin	20547	12583	61.24		4839	3752	94						
City of Emeryville	5537	3202	57.83		902	1177	20						
City of Fremont	94734	54781	57.83		20899	16138	349						
City of Hayward	55957	29349	52.45		9381	11945	260						
City of Livermore	46433	29951	64.50		10933	8876	226						
City of Newark	18959	10994	57.99		3970	3693	83						
City of Oakland	203469	124557	61.22		36398	47508	1076						
City of Piedmont	8243	6254	75.87		3132	1218	23						
City of Pleasanton	40823	28102	68.84		11091	7533	132						
City of San Leandro	40430	24152	59.74		7210	9222	228						
City of Union City	30837	16750	54.32		6264	5786	108						
Unincorp/Eden Township	66797	40229	60.23		13121	14196	277						
Unincorp/Murray Township	1476	1046	70.87		440	241	6						
Unincorp/Pleasanton Township	1409	1070	75.94		392	297	11						
Unincorp/Washington Township	208	154	74.04		50	44	1						
Grand Totals	765885	468483	61.17		152554	162089	3283						



REGISTRAR OF VOTERS

ALAMEDA COUNTY • CALIFORNIA

DAVE MACDONALD
REGISTRAR OF VOTERS

November 19, 2010


Dr. Gari Browning, Superintendent
Ohlone Community College District
43600 Mission Boulevard
Fremont, CA 94539

Dear Dr. Browning:

Enclosed are the Certificates of Election and a copy of the Official Canvass for the Ohlone Community College District at the General Election held on November 2, 2010.

If you have any questions, please contact me at 510-272-6933.


Sincerely,



Dave Macdonald
Registrar of Voters
Alameda County

STATE OF CALIFORNIA)
) ss.
COUNTY OF ALAMEDA)

I, **DAVE MACDONALD**, Registrar of Voters for the County of Alameda, State of California, having canvassed the returns of all votes cast in the **Ohlone Community College District, Trustee Area 2** at the General Election held Tuesday, **November 2, 2010**, do hereby certify the following to be a full, true and correct Statement of the Results of all the votes cast, to which this certificate is attached, at said election for each candidate in the **Ohlone Community College District, Trustee Area 2** for the office of **Member, Board of Trustees**.

I hereby set my hand and my official seal this 19th day of November 2010.




DAVE MACDONALD
Registrar of Voters
Alameda County
State of California



REGISTRAR OF VOTERS

ALAMEDA COUNTY • CALIFORNIA

DAVE MACDONALD
REGISTRAR OF VOTERS

November 19, 2010


Dr. Raul Rodriguez, Superintendent
San Joaquin Delta Community College District
5151 Pacific Avenue
Stockton, CA 95207

Dear Dr. Rodriguez:

Enclosed is the Certificate of Election and a copy of the Official Canvass for the San Joaquin Delta Community College District at the General Election held on November 2, 2010.

If you have any questions, please contact me at 510-272-6933.

Sincerely,


Dave Macdonald
Registrar of Voters
Alameda County



REGISTRAR OF VOTERS

ALAMEDA COUNTY • CALIFORNIA

DAVE MACDONALD
REGISTRAR OF VOTERS

November 19, 2010

Wise E. Allen, Interim Chancellor
Peralta Community College District
333 East Eighth Street
Oakland, CA 94606

Dear Mr. Allen:

Enclosed are the Certificates of Election and a copy of the Official Canvass for the Peralta Community College District at the General Election held on November 2, 2010.

If you have any questions, please contact me at 510-272-6933.


Sincerely,

Dave Macdonald
Registrar of Voters
Alameda County

STATE OF CALIFORNIA)
) ss.
COUNTY OF ALAMEDA)

I, **DAVE MACDONALD**, Registrar of Voters for the County of Alameda, State of California, having canvassed the returns of all votes cast in the **Peralta Community College District, Trustee Area 5** at the General Election held Tuesday, **November 2, 2010**, do hereby certify the following to be a full, true and correct Statement of the Results of all the votes cast, to which this certificate is attached, at said election for each candidate in the **Peralta Community College District, Trustee Area 5** for the office of **Member, Board of Trustees**.

I hereby set my hand and my official seal this 19th day of November 2010.



Dave MacDonald
DAVE MACDONALD

Registrar of Voters
Alameda County
State of California



REGISTRAR OF VOTERS

ALAMEDA COUNTY • CALIFORNIA

DAVE MACDONALD
REGISTRAR OF VOTERS

November 19, 2010

Kirsten Vital, Superintendent
Alameda Unified School District
2200 Central Avenue
Alameda, CA 94501

Dear Ms. Vital:

Enclosed is the Certificate of Election and a copy of the Official Canvass for the Alameda Unified School District at the General Election held on November 2, 2010.

If you have any questions, please contact me at 510-272-6933.

Sincerely,

A handwritten signature in black ink, appearing to read "Dave Macdonald", is written over the typed name.

Dave Macdonald
Registrar of Voters
Alameda County



REGISTRAR OF VOTERS

ALAMEDA COUNTY • CALIFORNIA

DAVE MACDONALD
REGISTRAR OF VOTERS

November 19, 2010

William Huyett, Superintendent
Berkeley Unified School District
2134 Martin Luther King Jr. Way
Berkeley, CA 94704

Dear Mr. Huyett:

Enclosed are the Certificates of Election and a copy of the Official Canvass for the Berkeley Unified School District at the General Election held on November 2, 2010.

If you have any questions, please contact me at 510-272-6933.

Sincerely,

A handwritten signature in black ink, appearing to read "Dave Macdonald", is written over the typed name.

Dave Macdonald
Registrar of Voters
Alameda County



REGISTRAR OF VOTERS

ALAMEDA COUNTY • CALIFORNIA

DAVE MACDONALD
REGISTRAR OF VOTERS

November 19, 2010

John Sugiyama, Superintendent
Emery Unified School District
4727 San Pablo Avenue
Emeryville, CA 94608


Dear Mr. Sugiyama:

Enclosed is the Certificate of Election and a copy of the Official Canvass for the Emery Unified School District at the General Election held on November 2, 2010.

If you have any questions, please contact me at 510-272-6933.

Sincerely,

Dave Macdonald
Registrar of Voters
Alameda County



REGISTRAR OF VOTERS

ALAMEDA COUNTY • CALIFORNIA

DAVE MACDONALD
REGISTRAR OF VOTERS

November 19, 2010

James Mooris, Superintendent
Fremont Unified School District
4210 Technology Drive
Fremont, CA 94538

Dear Mr. Mooris:

Enclosed are the Certificates of Election and a copy of the Official Canvass for the Fremont Unified School District at the General Election held on November 2, 2010.

If you have any questions, please contact me at 510-272-6933.


Sincerely,


Dave Macdonald
Registrar of Voters
Alameda County

STATE OF CALIFORNIA)
) ss.
COUNTY OF ALAMEDA)

I, **DAVE MACDONALD**, Registrar of Voters for the County of Alameda, State of California, having canvassed the returns of all votes cast in the **Fremont Unified School District** at the General Election held Tuesday, **November 2, 2010**, do hereby certify the following to be a full, true and correct Statement of the Results of all the votes cast, to which this certificate is attached, at said election for each candidate in the **Fremont Unified School District** for the office of **Governing Board Member**.

I hereby set my hand and my official seal this 19th day of November 2010.




DAVE MACDONALD
Registrar of Voters
Alameda County
State of California



REGISTRAR OF VOTERS

ALAMEDA COUNTY • CALIFORNIA

DAVE MACDONALD
REGISTRAR OF VOTERS

November 19, 2010

Janis Duran, Superintendent
Hayward Unified School District
24411 Amador Street
Hayward, CA 94540

Dear Ms. Duran:

Enclosed are the Certificates of Election and a copy of the Official Canvass for the Hayward Unified School District at the General Election held on November 2, 2010.

If you have any questions, please contact me at 510-272-6933.

Sincerely,

Dave Macdonald
Registrar of Voters
Alameda County



REGISTRAR OF VOTERS

ALAMEDA COUNTY • CALIFORNIA

DAVE MACDONALD
REGISTRAR OF VOTERS

November 19, 2010


Kelly Bowers, Superintendent
Livermore Valley Joint Unified School District
685 East Jack London Boulevard
Livermore, CA 94550

Dear Ms. Bowers:

Enclosed is the Certificate of Election and a copy of the Official Canvass for the Livermore Valley Joint Unified School District at the General Election held on November 2, 2010.

If you have any questions, please contact me at 510-272-6933.

Sincerely,


Dave Macdonald
Registrar of Voters
Alameda County

CONTRA COSTA COUNTY
2010 GENERAL ELECTION
NOVEMBER 2, 2010

Official Results

PRINTED 11/30/10, 10:53 AM

PAGE 504

		Livermore Vly Jt USD Gov Bd 3 TO BE ELECTED								
		R V		T P				T M		
		E O		U E				H C		W
		G T		R R				O L		D
		J E	B C	N C	K R			M A	W H	R
		S R	A A	O E	A U	A E W		A U	I . U	I
		T S	L S	U N	T N	N . H		S G	L N	T
		E	L T	T T	E Y	N I		H	L L	E
		R	O	A	O	E T		I	I O	-
		E	T	G	N	E		N	A P	I
2 PRECINCTS		D	S	E	(NON)	(NON)	(NON)	(NON)	(NON)	(NON)
0009547 BW5 47 MB	A	2	0		0	0	0	0	0	0
0009547 BW5 47 MB	V	2	2	100.00	2	1	1	0	0	0
0009786 TJ5 266 MB	A	156	0		0	0	0	0	0	0
0009786 TJ5 266 MB	V	156	129	82.69	54	53	50	64	64	4
COUNTY TOTAL		158	131	82.91	56	54	51	64	64	4
ABSENTEES		158	0		0	0	0	0	0	0
VOTING PRECINCTS		158	131	82.91	56	54	51	64	64	4
10TH CONGRESSIONAL DST		158	131	82.91	56	54	51	64	64	4
CONGRESSIONAL TOTAL		158	131	82.91	56	54	51	64	64	4
7TH SENATORIAL		158	131	82.91	56	54	51	64	64	4
STATE SENATE TOTAL		158	131	82.91	56	54	51	64	64	4
15TH ASSEMBLY DST		158	131	82.91	56	54	51	64	64	4
STATE ASSEMBLY TOTAL		158	131	82.91	56	54	51	64	64	4
Bd Of Equalization		158	131	82.91	56	54	51	64	64	4
BD OF EQUALIZATION TOT		158	131	82.91	56	54	51	64	64	4
3RD SUPERVISORIAL		158	131	82.91	56	54	51	64	64	4
SUPERVISORIAL TOTAL		158	131	82.91	56	54	51	64	64	4
UNINCORPORATED AREAS		158	131	82.91	56	54	51	64	64	4
TOTALS		158	131	82.91	56	54	51	64	64	4



REGISTRAR OF VOTERS

ALAMEDA COUNTY • CALIFORNIA

DAVE MACDONALD
REGISTRAR OF VOTERS

November 19, 2010

Kevin E. Harrigan, Superintendent
Newark Unified School District
5715 Musick Avenue
Newark, CA 94560

Dear Mr. Harrigan:

Enclosed is the Certificate of Election and a copy of the Official Canvass for the Newark Unified School District at the General Election held on November 2, 2010.

If you have any questions, please contact me at 510-272-6933.

Sincerely,


A handwritten signature in cursive script, appearing to read "Dave Macdonald".


Dave Macdonald
Registrar of Voters
Alameda County

STATE OF CALIFORNIA)
) ss.
COUNTY OF ALAMEDA)

I, **DAVE MACDONALD**, Registrar of Voters for the County of Alameda, State of California, having canvassed the returns of all votes cast in the **Newark Unified School District** at the General Election held Tuesday, **November 2, 2010**, do hereby certify the following to be a full, true and correct Statement of the Results of all the votes cast, to which this certificate is attached, at said election for each candidate in the **Newark Unified School District** for the office of **Governing Board Member**.

I hereby set my hand and my official seal this 19th day of **November 2010**.




DAVE MACDONALD
Registrar of Voters
Alameda County
State of California



REGISTRAR OF VOTERS

ALAMEDA COUNTY • CALIFORNIA

DAVE MACDONALD
REGISTRAR OF VOTERS

November 19, 2010


Kari McVeigh, Superintendent
New Haven Unified School District
34200 Alvarado-Niles Road
Union City, CA 94587

Dear Ms. McVeigh:

Enclosed is the Certificate of Election and a copy of the Official Canvass for the New Haven Unified School District at the General Election held on November 2, 2010.

If you have any questions, please contact me at 510-272-6933.

Sincerely,


Dave Macdonald
Registrar of Voters
Alameda County



REGISTRAR OF VOTERS

ALAMEDA COUNTY • CALIFORNIA

DAVE MACDONALD
REGISTRAR OF VOTERS

November 19, 2010


Anthony Smith, Superintendent
Oakland Unified School District
1025 Second Avenue
Oakland, CA 94606

Dear Mr. Smith:

Enclosed is the Certificate of Election and a copy of the Official Canvass for the Oakland Unified School District at the General Election held on November 2, 2010.

If you have any questions, please contact me at 510-272-6933.

Sincerely,


Dave Macdonald
Registrar of Voters
Alameda County



REGISTRAR OF VOTERS

ALAMEDA COUNTY • CALIFORNIA

DAVE MACDONALD
REGISTRAR OF VOTERS

November 19, 2010

Parvin Ahmadi, Superintendent
Pleasanton Unified School District
4665 Bernal Avenue
Pleasanton, CA 94566

Dear Ms. Ahmadi:

Enclosed is the Certificate of Election and a copy of the Official Canvass for the Pleasanton Unified School District at the General Election held on November 2, 2010.

If you have any questions, please contact me at 510-272-6933.

Sincerely,

A handwritten signature in black ink, appearing to read "Dave Macdonald", is written over the typed name.

Dave Macdonald
Registrar of Voters
Alameda County



REGISTRAR OF VOTERS

ALAMEDA COUNTY • CALIFORNIA

DAVE MACDONALD
REGISTRAR OF VOTERS

November 19, 2010

Cindy Cathey, Superintendent
San Leandro Unified School District
14735 Juniper Street
San Leandro, CA 94579

Dear Ms. Cathey:

Enclosed are the Certificates of Election and a copy of the Official Canvass for the San Leandro Unified School District at the General Election held on November 2, 2010.

If you have any questions, please contact me at 510-272-6933.

Sincerely,


A handwritten signature in black ink, appearing to read "Dave Macdonald", is written over the typed name.


Dave Macdonald
Registrar of Voters
Alameda County

STATE OF CALIFORNIA)
) ss.
COUNTY OF ALAMEDA)

I, **DAVE MACDONALD**, Registrar of Voters for the County of Alameda, State of California, having canvassed the returns of all votes cast in the **San Leandro Unified School District, Trustee Area 2** at the General Election held Tuesday, **November 2, 2010**, do hereby certify the following to be a full, true and correct Statement of the Results of all the votes cast, to which this certificate is attached, at said election for each candidate in the **San Leandro Unified School District, Trustee Area 2** for the office of **Governing Board Member**.

I hereby set my hand and my official seal this 19th day of November 2010.




DAVE MACDONALD
Registrar of Voters
Alameda County
State of California



REGISTRAR OF VOTERS

ALAMEDA COUNTY • CALIFORNIA

DAVE MACDONALD
REGISTRAR OF VOTERS

November 19, 2010


Dr. Dennis D. Byas, Superintendent
San Lorenzo Unified School District
15510 Usher Street
San Lorenzo, CA 94580

Dear Dr. Byas:

Enclosed is the Certificate of Election and a copy of the Official Canvass for the San Lorenzo Unified School District at the General Election held on November 2, 2010.

If you have any questions, please contact me at 510-272-6933.


Sincerely,

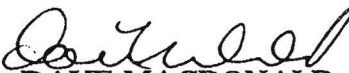

Dave Macdonald
Registrar of Voters
Alameda County

STATE OF CALIFORNIA)
) ss.
COUNTY OF ALAMEDA)

I, **DAVE MACDONALD**, Registrar of Voters for the County of Alameda, State of California, having canvassed the returns of all votes cast in the **San Lorenzo Unified School District** at the General Election held Tuesday, **November 2, 2010**, do hereby certify the following to be a full, true and correct Statement of the Results of all the votes cast, to which this certificate is attached, at said election for each candidate in the **San Lorenzo Unified School District** for the office of **Governing Board Member**.

I hereby set my hand and my official seal this **19th** day of **November 2010**.




DAVE MACDONALD
Registrar of Voters
Alameda County
State of California



REGISTRAR OF VOTERS

ALAMEDA COUNTY • CALIFORNIA

DAVE MACDONALD
REGISTRAR OF VOTERS

November 19, 2010


Molleen Barnes, Superintendent
Sunol Glen Unified School District
11601 Main Street
Sunol, CA 94586

Dear Ms. Barnes:

Enclosed is the Certificate of Election and a copy of the Official Canvass for the Sunol Glen Unified School District at the General Election held on November 2, 2010.

If you have any questions, please contact me at 510-272-6933.


Sincerely,


Dave Macdonald
Registrar of Voters
Alameda County

STATE OF CALIFORNIA)
) ss.
COUNTY OF ALAMEDA)

I, **DAVE MACDONALD**, Registrar of Voters for the County of Alameda, State of California, having canvassed the returns of all votes cast in the **Sunol Glen Unified School District** at the General Election held Tuesday, **November 2, 2010**, do hereby certify the following to be a full, true and correct Statement of the Results of all the votes cast, to which this certificate is attached, at said election for each candidate in the **Sunol Glen Unified School District** for the office of **Governing Board Member**.

I hereby set my hand and my official seal this 19th day of **November 2010**.




DAVE MACDONALD

Registrar of Voters
Alameda County
State of California



REGISTRAR OF VOTERS

ALAMEDA COUNTY • CALIFORNIA

DAVE MACDONALD
REGISTRAR OF VOTERS

November 19, 2010

Gina Markou, District Secretary
Alameda County Water District
43885 S. Grimmer Boulevard
Fremont, CA 94537

Dear Ms. Markou:

Enclosed is the Certificate of Election and a copy of the Official Canvass for the Alameda County Water District at the General Election held on November 2, 2010.

If you have any questions, please contact me at 510-272-6933.

Sincerely,

Dave Macdonald
Registrar of Voters
Alameda County



REGISTRAR OF VOTERS

ALAMEDA COUNTY • CALIFORNIA

DAVE MACDONALD
REGISTRAR OF VOTERS

November 19, 2010

Linda Nemeroff, District Secretary
Alameda-Contra Costa Transit District
1600 Franklin Street, 10th Floor
Oakland, CA 94612

Dear Ms. Nemeroff:

Enclosed are the Certificates of Election and a copy of the Official Canvass for the Alameda–
Contra Costa Transit District at the General Election held on November 2, 2010.

If you have any questions, please contact me at 510-272-6933.

Sincerely,

Dave Macdonald
Registrar of Voters
Alameda County


STATE OF CALIFORNIA)
) ss.
COUNTY OF ALAMEDA)


I, **DAVE MACDONALD**, Registrar of Voters for the County of Alameda, State of California, having canvassed the returns of all votes cast in Alameda County and Contra Costa County combined in the **Alameda-Contra Costa Transit District** at the General Election held Tuesday, **November 2, 2010**, do hereby certify the following to be a full, true and correct Statement of the Results of all votes cast, to which this certificate is attached, at said election for each candidate.

ALAMEDA-CONTRA COSTA TRANSIT DISTRICT DIRECTOR, AT-LARGE
(One Elected)

Joel B. Young	204,201
Ellis Jerry Powell	77,483

I hereby set my hand and my official seal this 2nd day of **December 2010**.




DAVE MACDONALD
Registrar of Voters
County of Alameda
State of California

CONTRA COSTA COUNTY
2010 GENERAL ELECTION
NOVEMBER 2, 2010

Official Results

PRINTED 11/30/10, 10:53 AM

PAGE 659

		R V		T P	AC Transit Director, At Large			
		E O		U E			W	
		G T		R R			R	
		I E	B C	N C	E J P		I	
		S R	A A	O E	J B Y	L E O	T	
		T S	L S	U N	O . O	L R W	E	
		E	L T	T T	E U	I R E	-	
		R	O	A	L N	S Y L	J	
		E	T	G	G	L	N	
101 PRECINCTS		D	S	E	(NON)	(NON)	(NON)	
0000187	ECO 123	A	1727	761	44.06	409	95	6
0000187	ECO 123	V	1727	548	31.73	272	63	7
0000188	ECO 123	A	1563	768	49.14	454	78	4
0000188	ECO 123	V	1563	502	32.12	238	59	1
0000189	ECO 123	A	1733	733	42.30	436	82	2
0000189	ECO 123	V	1733	483	27.87	234	87	0
0000190	ECO 123	A	1734	830	47.87	458	80	0
0000190	ECO 123	V	1734	543	31.31	269	66	2
0000191	ECO 123	A	1697	665	39.19	346	93	3
0000191	ECO 123	V	1697	561	33.06	269	92	6
0000192	ECO 123	A	1393	532	38.19	250	53	2
0000192	ECO 123	V	1393	495	35.53	212	76	1
0000193	ECO 123	A	906	396	43.71	186	35	2
0000193	ECO 123	V	906	305	33.66	130	40	2
0000194	ECO 123	A	1706	730	42.79	405	72	3
0000194	ECO 123	V	1706	624	36.58	296	69	2
0000195	ECO 123	A	611	178	29.13	93	25	1
0000195	ECO 123	V	611	229	37.48	98	50	0
0000196	ECO 123	A	907	332	36.60	181	33	1
0000196	ECO 123	V	907	318	35.06	133	45	2
0000197	ER5 124	A	492	187	38.01	105	32	0
0000197	ER5 124	V	492	172	34.96	88	30	4
0000198	ER5 124	A	865	360	41.62	196	46	4
0000198	ER5 124	V	865	291	33.64	136	44	1
0000199	ER5 124	A	1338	504	37.67	260	72	7
0000199	ER5 124	V	1338	499	37.29	225	76	3
0000200	NR5 124	A	991	159	16.04	84	49	3
0000200	NR5 124	V	991	253	25.53	111	93	3
0000201	RW5 124	A	928	186	20.04	110	47	2
0000201	RW5 124	V	928	303	32.65	146	102	3
0000202	ES5 126	A	1578	518	32.83	281	123	3
0000202	ES5 126	V	1578	475	30.10	222	120	5
0000203	ES5 126	A	1143	362	31.67	178	83	3
0000203	ES5 126	V	1143	405	35.43	165	111	5
0000204	ES5 126	A	1153	323	28.01	161	91	1
0000204	ES5 126	V	1153	389	33.74	161	121	4
0000205	ES5 127	A	393	125	31.81	64	27	0
0000205	ES5 127	V	393	143	36.39	51	33	2
0000206	ES5 129	A	1308	480	36.70	263	94	4
0000206	ES5 129	V	1308	411	31.42	185	101	3
0000223	KN5 141	A	1439	702	48.78	386	55	3
0000223	KN5 141	V	1439	509	35.37	236	36	3
0000224	KN5 141	A	1211	523	43.19	257	41	1
0000224	KN5 141	V	1211	469	38.73	218	57	1
0000225	KN5 141	A	969	473	48.81	255	33	1
0000225	KN5 141	V	969	331	34.16	140	37	2
0000349	RT0 234	A	746	229	30.70	139	43	0
0000349	RT0 234	V	746	168	22.52	88	43	0
0000350	RT0 234	A	722	222	30.75	136	48	1

CONTRA COSTA COUNTY
 2010 GENERAL ELECTION
 NOVEMBER 2, 2010

Official Results

PRINTED 11/30/10, 10:53 AM

PAGE 660

		R V		T P	AC Transit Director, At Large			
		E O		U E			W	
		G T		R R			R	
		I E	B C	N C		E J P	I	
		S R	A A	O E	J B Y	L E O	T	
		T S	L S	U N	O . O	L R W	E	
		E	L T	T T	E U	I R E	-	
		R	O	A	L N	S Y L	I	
		E	T	G	G	L	N	
101 PRECINCTS		D	S	E	(NON)	(NON)	(NON)	
0000350	R10 234	V	722	171	23.68	91	34	0
0000351	R10 234	A	983	212	21.57	127	46	3
0000351	R10 234	V	983	269	27.37	133	83	2
0000352	R10 234	A	547	172	31.44	124	20	0
0000352	R10 234	V	547	201	36.75	126	33	1
0000353	R10 234	A	991	304	30.68	187	53	0
0000353	R10 234	V	991	338	34.11	185	89	1
0000354	R10 234	A	972	306	31.48	185	56	3
0000354	R10 234	V	972	306	31.48	169	69	2
0000355	R10 234	A	905	363	40.11	187	56	2
0000355	R10 234	V	905	343	37.90	174	52	0
0000356	R10 234	A	934	140	14.99	83	31	4
0000356	R10 234	V	934	228	24.41	127	59	0
0000357	R10 234	A	849	171	20.14	90	42	1
0000357	R10 234	V	849	267	31.45	111	75	4
0000358	R10 234	A	1068	178	16.67	103	47	0
0000358	R10 234	V	1068	239	22.38	117	57	1
0000359	R10 234	A	533	206	38.65	126	16	1
0000359	R10 234	V	533	237	44.47	119	37	0
0000360	R10 234	A	862	140	16.24	84	40	0
0000360	R10 234	V	862	199	23.09	81	55	1
0000361	R10 234	A	1040	204	19.62	138	44	1
0000361	R10 234	V	1040	261	25.10	142	63	0
0000362	R10 234	A	904	151	16.70	100	25	1
0000362	R10 234	V	904	194	21.46	107	51	0
0000363	R10 234	A	886	214	24.15	130	55	1
0000363	R10 234	V	886	294	33.18	139	91	1
0000364	R10 234	A	984	167	16.97	102	32	1
0000364	R10 234	V	984	257	26.12	122	83	1
0000365	R10 234	A	955	263	27.54	141	59	0
0000365	R10 234	V	955	292	30.58	127	78	2
0000366	R10 234	A	685	198	28.91	121	39	0
0000366	R10 234	V	685	202	29.49	99	57	3
0000367	R10 234	A	811	261	32.18	156	53	1
0000367	R10 234	V	811	228	28.11	134	45	0
0000368	R10 234	A	924	243	26.30	135	48	1
0000368	R10 234	V	924	308	33.33	160	68	1
0000369	R10 234	A	818	258	31.54	152	53	1
0000369	R10 234	V	818	269	32.89	137	49	2
0000370	R10 234	A	939	268	28.54	148	48	1
0000370	R10 234	V	939	349	37.17	165	72	2
0000371	R10 234	A	927	301	32.47	183	56	0
0000371	R10 234	V	927	291	31.39	138	70	0
0000372	R10 234	A	994	227	22.84	143	43	0
0000372	R10 234	V	994	274	27.57	139	69	1
0000373	R10 234	A	1078	236	21.89	150	56	1
0000373	R10 234	V	1078	284	26.35	172	58	0
0000374	R10 234	A	1159	286	24.68	169	59	2
0000374	R10 234	V	1159	330	28.47	198	61	2

CONTRA COSTA COUNTY
2010 GENERAL ELECTION
NOVEMBER 2, 2010

Official Results

PRINTED 11/30/10. 10:53 AM

PAGE 661

		AC Transit Director, At Large						
		R V		T P			W	
		E O		U E			R	
		G T		R R			I	
		I E	B C	N C	E J P		T	
		S R	A A	O E	J B Y	L E O	E	
		T S	L S	U N	O . O	L R W	-	
		E	L T	T T	E U	I R E	I	
		R	O	A	L N	S Y L	N	
		E	T	G	G	L	N	
101 PRECINCTS		D	S	E	(NON)	(NON)	(NON)	
0000375	R10 234	A	1039	224	21.56	138	44	1
0000375	R10 234	V	1039	298	28.68	171	71	2
0000376	R10 234	A	1171	258	22.03	145	52	0
0000376	R10 234	V	1171	329	28.10	178	79	1
0000377	R10 234	A	571	170	29.77	92	31	1
0000377	R10 234	V	571	199	34.85	98	41	0
0000378	R10 234	A	892	330	37.00	189	42	0
0000378	R10 234	V	892	334	37.44	176	45	2
0000379	R10 234	A	1027	386	37.59	215	43	3
0000379	R10 234	V	1027	421	40.99	207	56	1
0000380	R10 234	A	551	154	27.95	109	22	0
0000380	R10 234	V	551	178	32.30	95	36	3
0000381	R10 234	A	619	209	33.76	121	35	0
0000381	R10 234	V	619	209	33.76	92	50	2
0000382	R10 234	A	716	280	39.11	162	23	3
0000382	R10 234	V	716	249	34.78	130	41	1
0000383	R10 234	A	1003	165	16.45	101	43	0
0000383	R10 234	V	1003	254	25.32	150	59	3
0000384	R10 234	A	753	142	18.86	80	34	0
0000384	R10 234	V	753	218	28.95	115	52	1
0000385	R10 234	A	724	359	49.59	212	37	1
0000385	R10 234	V	724	243	33.56	125	32	1
0000386	R10 234	A	996	432	43.37	247	40	0
0000386	R10 234	V	996	293	29.42	167	34	2
0000387	R10 234	A	924	385	41.67	226	33	2
0000387	R10 234	V	924	315	34.09	152	43	3
0000388	R10 234	A	695	132	18.99	77	30	0
0000388	R10 234	V	695	233	33.53	108	63	2
0000389	R10 234	A	509	115	22.59	72	21	1
0000389	R10 234	V	509	115	22.59	62	28	0
0000390	R10 234	A	614	231	37.62	156	27	0
0000390	R10 234	V	614	189	30.78	108	35	0
0000391	R10 234	A	1005	212	21.09	112	58	1
0000391	R10 234	V	1005	301	29.95	140	80	1
0000394	R10 236	A	651	221	33.95	127	46	2
0000394	R10 236	V	651	221	33.95	98	48	4
0000395	R10 236	A	660	237	35.91	134	46	0
0000395	R10 236	V	660	224	33.94	121	40	4
0000396	R10 236	A	1032	364	35.27	200	68	0
0000396	R10 236	V	1032	336	32.56	179	63	1
0000397	R10 236	A	557	190	34.11	113	26	2
0000397	R10 236	V	557	207	37.16	105	34	1
0000408	SP0 249	A	1501	378	25.18	217	94	4
0000408	SP0 249	V	1501	382	25.45	177	124	1
0000409	SP0 249	A	818	180	22.00	102	60	3
0000409	SP0 249	V	818	209	25.55	103	65	3
0000410	SP0 249	A	1126	302	26.82	168	77	3
0000410	SP0 249	V	1126	304	27.00	163	93	0
0000411	SP0 249	A	745	147	19.73	59	50	3

CONTRA COSTA COUNTY
2010 GENERAL ELECTION
NOVEMBER 2, 2010

Official Results

PRINTED 11/30/10, 10:53 AM

PAGE 662

		AC Transit Director, At Large						
		R V		T P			W	
		E O		U E			R	
		G T		R R			I	
		I E	B C	N C		E J P	T	
		S R	A A	O E	J B Y	L E O	E	
		T S	L S	U N	O . O	L R W	-	
		E	L T	T T	E U	I R E	I	
		R	O	A	L N	S Y L	N	
		E	T	G	G	L	(NON)	
		D	S	E	(NON)	(NON)	(NON)	
101 PRECINCTS								
0000411	SP0 249	V	745	171	22.95	76	68	2
0000412	SP0 249	A	1594	463	29.05	273	96	3
0000412	SP0 249	V	1594	380	23.84	192	91	3
0000413	SP0 249	A	1006	220	21.87	109	64	0
0000413	SP0 249	V	1006	224	22.27	104	78	0
0000414	SP0 249	A	1520	423	27.83	228	108	2
0000414	SP0 249	V	1520	330	21.71	156	98	2
0009642	EC0 123 MB	A	60	0		0	0	0
0009642	EC0 123 MB	V	60	43	71.67	25	3	0
0009643	ER5 124 MB	A	19	0		0	0	0
0009643	ER5 124 MB	V	19	12	63.16	4	0	0
0009644	ER5 124 MB	A	95	0		0	0	0
0009644	ER5 124 MB	V	95	54	56.84	29	13	1
0009646	ES5 126 MB	A	126	0		0	0	0
0009646	ES5 126 MB	V	126	70	55.56	39	17	2
0009647	ES5 127 MB	A	4	0		0	0	0
0009647	ES5 127 MB	V	4	4	100.00	2	2	0
0009650	ES5 129 MB	A	140	0		0	0	0
0009650	ES5 129 MB	V	140	100	71.43	56	12	0
0009651	ES5 129 MB	A	0	0		0	0	0
0009651	ES5 129 MB	V	0	0		0	0	0
0009652	ES5 130 MB	A	192	0		0	0	0
0009652	ES5 130 MB	V	192	154	80.21	88	28	0
0009655	ES5 133 MB	A	0	0		0	0	0
0009655	ES5 133 MB	V	0	0		0	0	0
0009665	KN5 141 MB	A	0	0		0	0	0
0009665	KN5 141 MB	V	0	0		0	0	0
0009666	KN5 142 MB	A	118	0		0	0	0
0009666	KN5 142 MB	V	118	98	83.05	51	5	0
0009747	PI0 224 MB	A	103	0		0	0	0
0009747	PI0 224 MB	V	103	72	69.90	34	11	0
0009750	PI0 228 MB	A	40	0		0	0	0
0009750	PI0 228 MB	V	40	28	70.00	17	4	0
0009756	RI0 234 MB	A	0	0		0	0	0
0009756	RI0 234 MB	V	0	0		0	0	0
0009757	RI0 234 MB	A	260	0		0	0	0
0009757	RI0 234 MB	V	260	107	41.15	54	34	0
0009758	RI0 234 MB	A	16	0		0	0	0
0009758	RI0 234 MB	V	16	9	56.25	2	4	0
0009760	RI0 236 MB	A	201	0		0	0	0
0009760	RI0 236 MB	V	201	143	71.14	82	21	1
0009761	RI0 236 MB	A	239	0		0	0	0
0009761	RI0 236 MB	V	239	171	71.55	90	17	0
0009762	RI0 236 MB	A	162	0		0	0	0
0009762	RI0 236 MB	V	162	109	67.28	59	20	1
0009763	RI0 236 MB	A	108	0		0	0	0
0009763	RI0 236 MB	V	108	79	73.15	42	13	0
0009764	RI0 237 MB	A	0	0		0	0	0
0009764	RI0 237 MB	V	0	0		0	0	0

CONTRA COSTA COUNTY
2010 GENERAL ELECTION
NOVEMBER 2, 2010

Official Results

PRINTED 11/30/10, 10:53 AM


PAGE 663


		R V		T P	AC Transit Director, At Large			
		E O		U E			W	
		G T		R R			R	
		I E	B C	N C		E J P	I	
		S R	A A	O E	J B Y	L E O	T	
		T S	L S	U N	O . O	L R W	E	
		E	L T	T T	E U	I R E	-	
		R	O	A	L N	S Y L	I	
		E	T	G	G	L	N	
101 PRECINCTS		D	S	E	(NON)	(NON)	(NON)	
0009766	RIO 240 MB	A	0	0	0	0	0	
0009766	RIO 240 MB	V	0	0	0	0	0	
0009773	SPO 249 MB	A	5	0	0	0	0	
0009773	SPO 249 MB	V	5	1	20.00	1	0	
0009774	SPO 249 MB	A	0	0	0	0	0	
0009774	SPO 249 MB	V	0	0	0	0	0	
COUNTY TOTAL			77908	48733	62.55	25699	9017	257
ABSENTEES			77908	24056	30.88	13541	3957	117
VOTING PRECINCTS			77908	24677	31.67	12158	5060	140
7TH CONGRESSIONAL DST			59942	34898	58.22	18674	7429	199
10TH CONGRESSIONAL DST			17966	13835	77.01	7025	1588	58
CONGRESSIONAL TOTAL			77908	48733	62.55	25699	9017	257
7TH SENATORIAL			41567	29228	70.32	15148	4632	155
9TH SENATORIAL			36341	19505	53.67	10551	4385	102
STATE SENATE TOTAL			77908	48733	62.55	25699	9017	257
11TH ASSEMBLY DST			4540	2914	64.19	1375	743	25
14TH ASSEMBLY DST			73368	45819	62.45	24324	8274	232
STATE ASSEMBLY TOTAL			77908	48733	62.55	25699	9017	257
Bd Of Equalization			77908	48733	62.55	25699	9017	257
BD OF EQUALIZATION TOT			77908	48733	62.55	25699	9017	257
1ST SUPERVISORIAL			77765	48633	62.54	25648	9002	257
2ND SUPERVISORIAL			143	100	69.93	51	15	0
SUPERVISORIAL TOTAL			77908	48733	62.55	25699	9017	257
UNINCORPORATED AREAS			14502	10044	69.26	4953	1831	74
TOTALS			14502	10044	69.26	4953	1831	74
CITY OF EL CERRITO			14037	10576	75.34	5394	1296	47
CITY OF PINOLE			143	100	69.93	51	15	0
CITY OF RICHMOND			40911	23899	58.42	13173	4709	107
CITY OF SAN PABLO			8315	4114	49.48	2128	1166	29
CITY TOTAL			63406	38689	61.02	20746	7186	183

STATE OF CALIFORNIA)
) ss.
COUNTY OF ALAMEDA)

I, **DAVE MACDONALD**, Registrar of Voters for the County of Alameda, State of California, having canvassed the returns of all votes cast in the **Alameda-Contra Costa Transit District, Ward 4** at the General Election on Tuesday, **November 2, 2010**, do hereby certify the following to be a full, true and correct Statement of the Results of all the votes cast, to which this certificate is attached, at said election for each candidate in the **Alameda-Contra Costa Transit District, Ward 4** for the office of **Director**.

I hereby set my hand and my official seal this 19th day of November 2010.




DAVE MACDONALD
Registrar of Voters
County of Alameda
State of California



REGISTRAR OF VOTERS

ALAMEDA COUNTY • CALIFORNIA

DAVE MACDONALD
REGISTRAR OF VOTERS

November 19, 2010

Kenneth A. Duron, District Secretary
Bay Area Rapid Transit District
300 Lakeside Drive
Oakland, CA 94604

Dear Mr. Duron:

Enclosed is the Certificate of Election and a copy of the Official Canvass for the Bay Area Rapid Transit District at the General Election held on November 2, 2010.

If you have any questions, please contact me at 510-272-6933.


Sincerely,


Dave Macdonald
Registrar of Voters
Alameda County

STATE OF CALIFORNIA)
) ss.
COUNTY OF ALAMEDA)

I, **DAVE MACDONALD**, Registrar of Voters for the County of Alameda, State of California, having canvassed the returns of all votes cast in the **Bay Area Rapid Transit, District 4** at the General Election held Tuesday, **November 2, 2010**, do hereby certify the following to be a full, true and correct Statement of the Results of all the votes cast, to which this certificate is attached, at said election for each candidate in the **Bay Area Rapid Transit, District 4** for the office of **Director**.

I hereby set my hand and my official seal this 19th day of **November 2010**.




DAVE MACDONALD
Registrar of Voters
Alameda County
State of California



REGISTRAR OF VOTERS

ALAMEDA COUNTY • CALIFORNIA

DAVE MACDONALD
REGISTRAR OF VOTERS

November 19, 2010

Barbara Nagy, Administrative Assistant
Castro Valley Sanitary District
21040 Marshall Street
Castro Valley, CA 94546

Dear Ms. Nagy:

Enclosed is the Certificate of Election and a copy of the Official Canvass for the Castro Valley Sanitary District at the General Election held on November 2, 2010.

If you have any questions, please contact me at 510-272-6933.


Sincerely,


Dave Macdonald
Registrar of Voters
Alameda County

STATE OF CALIFORNIA)
) ss.
COUNTY OF ALAMEDA)

I, **DAVE MACDONALD**, Registrar of Voters for the County of Alameda, State of California, having canvassed the returns of all votes cast in the **Castro Valley Sanitary District** at the General Election held Tuesday, **November 2, 2010**, do hereby certify the following to be a full, true and correct Statement of the Results of all the votes cast, to which this certificate is attached, at said election for each candidate in the **Castro Valley Sanitary District** for the office of **Director**.

I hereby set my hand and my official seal this 19th day of **November 2010**.




DAVE MACDONALD
Registrar of Voters
Alameda County
State of California



REGISTRAR OF VOTERS

ALAMEDA COUNTY • CALIFORNIA

DAVE MACDONALD
REGISTRAR OF VOTERS

November 19, 2010

Kristen Thorson, Administrative Assistant
City of Alameda Healthcare District
2070 Clinton Avenue
Alameda, CA 94501

Dear Ms. Thorson:

Enclosed is the Certificate of Election and a copy of the Official Canvass for the City of Alameda Healthcare District at the General Election held on November 2, 2010.

If you have any questions, please contact me at 510-272-6933.


Sincerely,


Dave Macdonald
Registrar of Voters
Alameda County

STATE OF CALIFORNIA)
) ss.
COUNTY OF ALAMEDA)

I, **DAVE MACDONALD**, Registrar of Voters for the County of Alameda, State of California, having canvassed the returns of all votes cast in the **City of Alameda Healthcare District** at the General Election held Tuesday, **November 2, 2010**, do hereby certify the following to be a full, true and correct Statement of the Results of all the votes cast, to which this certificate is attached, at said election for each candidate in the **City of Alameda Healthcare District** for the office of **Director**.

I hereby set my hand and my official seal this 19th day of November 2010.




DAVE MACDONALD
Registrar of Voters
Alameda County
State of California



REGISTRAR OF VOTERS

ALAMEDA COUNTY • CALIFORNIA

DAVE MACDONALD
REGISTRAR OF VOTERS

November 19, 2010

Nancy Gamble-Hatfield, District Secretary
Dublin-San Ramon Services District
7051 Dublin Boulevard
Dublin, CA 94568

Dear Ms. Gamble-Hatfield:

Enclosed is the Certificate of Election and a copy of the Official Canvass for the Dublin-San Ramon Services District at the General Election held on November 2, 2010.

If you have any questions, please contact me at 510-272-6933.

Sincerely,


A handwritten signature in black ink, appearing to read "Dave Macdonald", is written over the typed name.

Dave Macdonald
Registrar of Voters
Alameda County

STATE OF CALIFORNIA)
) ss.
COUNTY OF ALAMEDA)

I, **DAVE MACDONALD**, Registrar of Voters for the County of Alameda, State of California, having canvassed the returns of all votes cast in the **Dublin-San Ramon Services District** at the General Election held Tuesday, **November 2, 2010**, do hereby certify the following to be a full, true and correct Statement of the Results of all the votes cast, to which this certificate is attached, at said election for each candidate in the **Dublin-San Ramon Services District** for the office of **Director**.

I hereby set my hand and my official seal this 19th day of November 2010.




DAVE MACDONALD

Registrar of Voters
Alameda County
State of California


STATE OF CALIFORNIA)
) ss.
COUNTY OF ALAMEDA)


I, **DAVE MACDONALD**, Registrar of Voters for the County of Alameda, State of California, having canvassed the returns of all votes cast in Alameda County and Contra Costa County combined in the **Dublin-San Ramon Services District** at the General Election held Tuesday, **November 2, 2010**, do hereby certify the following to be a full, true and correct Statement of the Results of all votes cast, to which this certificate is attached, at said election for each candidate.

DUBLIN-SAN RAMON SERVICES DISTRICT DIRECTOR
(Two Elected)

Dawn L. Benson	9,139
Georgian Vonheeder-Leopold	8,432
James A. Shand	4,922
Rosalind "Roz" Rogoff	4,163

I hereby set my hand and my official seal this 2nd day of **December 2010**.




DAVE MACDONALD
Registrar of Voters
County of Alameda
State of California

CONTRA COSTA COUNTY
2010 GENERAL ELECTION
NOVEMBER 2, 2010

Official Results

PRINTED 11/30/10, 10:53 AM

PAGE 609

		Dublin San Ramon Svcs Director 2 TO BE ELECTED								
		R V		T P				G V		
		E O		U E	R " R			E O		
		G T		R R	O R O			O N		W
		I E	B C	N C	S O G	D L B		R H		R
		S R	A A	O E	A Z O	A . E		G E		I
		T S	L S	U N	L " F	W N		E E		E
		E	L T	T T	I F	N S		A D		-
		R	O	A	N	O		N E		I
		E	T	G	D	N		R		N
		D	S	E	(NON)	(NON)		(NON)	(NON)	(NON)
16 PRECINCTS										
0000430	SR0 252	A	949	354	37.30	61	167	151	67	1
0000430	SR0 252	V	949	278	29.29	48	87	79	46	0
0000431	SR0 253	A	1819	795	43.71	150	322	286	139	6
0000431	SR0 253	V	1819	518	28.48	108	178	165	104	2
0000432	SR0 253	A	1374	531	38.65	119	242	214	80	2
0000432	SR0 253	V	1374	486	35.37	108	172	140	95	2
0000433	SR0 253	A	887	303	34.16	64	155	125	60	0
0000433	SR0 253	V	887	355	40.02	75	149	101	72	3
0000434	SR0 253	A	1560	598	38.33	124	263	229	108	3
0000434	SR0 253	V	1560	487	31.22	105	197	141	82	3
0000435	SR0 253	A	1713	674	39.35	145	276	242	119	2
0000435	SR0 253	V	1713	569	33.22	103	207	185	122	6
0000436	SR0 253	A	761	278	36.53	59	113	89	61	0
0000436	SR0 253	V	761	286	37.58	66	112	79	62	3
0000438	SR0 257	A	831	269	32.37	44	113	89	43	0
0000438	SR0 257	V	831	198	23.83	41	70	56	35	0
0000439	SR0 257	A	1606	427	26.59	98	176	183	66	0
0000439	SR0 257	V	1606	396	24.66	99	139	110	62	4
0000440	SR0 257	A	1705	544	31.91	98	276	201	107	3
0000440	SR0 257	V	1705	514	30.15	93	216	169	92	1
0000441	SR0 257	A	1498	477	31.84	86	196	168	74	2
0000441	SR0 257	V	1498	409	27.30	81	147	109	75	1
0000442	SR0 257	A	1099	334	30.39	56	155	124	57	1
0000442	SR0 257	V	1099	314	28.57	61	135	89	53	0
0009777	SR0 257 MB	A	0	0		0	0	0	0	0
0009777	SR0 257 MB	V	0	0		0	0	0	0	0
0009778	SR0 258 MB	A	0	0		0	0	0	0	0
0009778	SR0 258 MB	V	0	0		0	0	0	0	0
0009781	SR5 261 MB	A	8	0		0	0	0	0	0
0009781	SR5 261 MB	V	8	9	112.50	1	4	1	4	0
0009785	TJ5 265 MB	A	0	0		0	0	0	0	0
0009785	TJ5 265 MB	V	0	0		0	0	0	0	0
COUNTY TOTAL			15810	10403	65.80	2093	4267	3525	1885	45


CONTRA COSTA COUNTY
 2010 GENERAL ELECTION
 NOVEMBER 2, 2010

Official Results

PRINTED 11/30/10. 10:53 AM

PAGE 610

	R V E O G T I E S R T S E R E D	B C A A L S L T O T S	T P U E R R N C O E U N T T A G E	R " R O R O S O G A Z O L " F I F N D (NON)	D L B A . E W N N S O N (NON)	G V E O N R H G E E E A D N E R L E O P O L D (NON)	J A S A . H M A E N S D (NON)	W R I T E I N (NON)
16 PRECINCTS								
ABSENTEES	15810	5584	35.32	1104	2454	2101	981	20
VOTING PRECINCTS	15810	4819	30.48	989	1813	1424	904	25
10TH CONGRESSIONAL DST	6747	3891	57.67	758	1627	1299	668	12
11TH CONGRESSIONAL DST	9063	6512	71.85	1335	2640	2226	1217	33
CONGRESSIONAL TOTAL	15810	10403	65.80	2093	4267	3525	1885	45
7TH SENATORIAL	15810	10403	65.80	2093	4267	3525	1885	45
STATE SENATE TOTAL	15810	10403	65.80	2093	4267	3525	1885	45
15TH ASSEMBLY DST	15810	10403	65.80	2093	4267	3525	1885	45
STATE ASSEMBLY TOTAL	15810	10403	65.80	2093	4267	3525	1885	45
Bd Of Equalization	15810	10403	65.80	2093	4267	3525	1885	45
BD OF EQUALIZATION TOT	15810	10403	65.80	2093	4267	3525	1885	45
3RD SUPERVISORIAL	15810	10403	65.80	2093	4267	3525	1885	45
SUPERVISORIAL TOTAL	15810	10403	65.80	2093	4267	3525	1885	45
UNINCORPORATED AREAS	8	9	112.50	1	4	1	4	0
TOTALS	8	9	112.50	1	4	1	4	0
CITY OF SAN RAMON	15802	10394	65.78	2092	4263	3524	1881	45
CITY TOTAL	15802	10394	65.78	2092	4263	3524	1881	45



REGISTRAR OF VOTERS

ALAMEDA COUNTY • CALIFORNIA

DAVE MACDONALD
REGISTRAR OF VOTERS

November 19, 2010

Lynelle M. Lewis, District Secretary
East Bay Municipal Utility District
375 Eleventh Street
Oakland, CA 94607

Dear Ms. Lewis:

Enclosed are the Certificates of Election and a copy of the Official Canvass for the East Bay Municipal Utility District at the General Election held on November 2, 2010.

If you have any questions, please contact me at 510-272-6933.

Sincerely,

Dave Macdonald
Registrar of Voters
Alameda County

STATE OF CALIFORNIA)
) ss.
COUNTY OF ALAMEDA)


I, **DAVE MACDONALD**, Registrar of Voters for the County of Alameda, State of California, having canvassed the returns of all votes cast in Alameda County and Contra Costa County combined in the **East Bay Municipal Utility District, Ward 3** at the General Election held Tuesday, **November 2, 2010**, do hereby certify the following to be a full, true and correct Statement of the Results of all votes cast, to which this certificate is attached, at said election for said candidate.


EAST BAY MUNICIPAL UTILITY DISTRICT DIRECTOR, WARD 3
(One Elected)

Katy Foulkes

47,699

I hereby set my hand and my official seal this 2nd day of **December 2010**.




DAVE MACDONALD
Registrar of Voters
County of Alameda
State of California

CONTRA COSTA COUNTY
2010 GENERAL ELECTION
NOVEMBER 2, 2010

Official Results

PRINTED 11/30/10, 10:53 AM

PAGE 631

80 PRECINCTS			R V	B C	T P	K F	W
			E O	A A	U E	A O	I
			G T	L S	R R	T U	T
			I E	L T	N C	Y L	E
			S R	O	O E	K	-
			T S	T	U N	E	I
			E	S	T T	S	N
			R		A	(NON)	(NON)
			E		G		
			D		E		
0000202	ES5 126	A	1578	518	32.83	359	9
0000202	ES5 126	V	1578	475	30.10	289	10
0000203	ES5 126	A	1143	362	31.67	227	3
0000203	ES5 126	V	1143	405	35.43	237	8
0000204	ES5 126	A	1153	323	28.01	215	8
0000204	ES5 126	V	1153	389	33.74	252	5
0000205	ES5 127	A	393	125	31.81	89	3
0000205	ES5 127	V	393	143	36.39	84	2
0000206	ES5 129	A	1308	480	36.70	329	14
0000206	ES5 129	V	1308	411	31.42	246	8
0000239	M00 159	A	1342	714	53.20	462	10
0000239	M00 159	V	1342	306	22.80	177	6
0000240	M00 159	A	921	365	39.63	249	3
0000240	M00 159	V	921	254	27.58	132	5
0000241	M00 159	A	1023	471	46.04	291	3
0000241	M00 159	V	1023	276	26.98	160	2
0000242	M00 159	A	756	438	57.94	281	7
0000242	M00 159	V	756	156	20.63	88	1
0000243	M00 159	A	1877	949	50.56	625	7
0000243	M00 159	V	1877	462	24.61	277	5
0000244	M00 159	A	910	439	48.24	281	5
0000244	M00 159	V	910	231	25.38	147	0
0000245	M00 159	A	1782	853	47.87	564	9
0000245	M00 159	V	1782	499	28.00	313	6
0000246	M00 159	A	1794	935	52.12	583	11
0000246	M00 159	V	1794	450	25.08	263	7
0000282	OR0 181	A	1374	793	57.71	472	11
0000282	OR0 181	V	1374	285	20.74	158	6
0000283	OR0 181	A	1872	986	52.67	571	9
0000283	OR0 181	V	1872	475	25.37	256	6
0000284	OR0 181	A	1697	894	52.68	560	9
0000284	OR0 181	V	1697	451	26.58	249	6
0000285	OR0 182	A	856	510	59.58	317	3
0000285	OR0 182	V	856	184	21.50	108	1
0000286	OR0 183	A	823	452	54.92	277	5
0000286	OR0 183	V	823	190	23.09	105	4
0000287	OR0 184	A	1928	956	49.59	611	12
0000287	OR0 184	V	1928	503	26.09	290	4
0000288	OR0 183	A	1489	900	60.44	547	7
0000288	OR0 183	V	1489	296	19.88	162	1
0000289	OR0 183	A	1524	860	56.43	524	9
0000289	OR0 183	V	1524	347	22.77	192	0
0000290	OR0 183	A	420	207	49.29	131	2
0000290	OR0 183	V	420	134	31.90	84	0
0000291	OR0 184	A	812	475	58.50	294	5
0000291	OR0 184	V	812	184	22.66	99	2
0000344	PI0 225	A	728	297	40.80	200	4
0000344	PI0 225	V	728	187	25.69	117	3
0000345	PI0 225	A	730	258	35.34	163	1

CONTRA COSTA COUNTY
2010 GENERAL ELECTION
NOVEMBER 2, 2010

Official Results

PRINTED 11/30/10, 10:53 AM

PAGE 632

		East Bay MUD Director, Ward 3					
		R V		T P			
		E O		U E		W	
		G T		R R	K F	R	
		I E	B C	N C	A O	I	
		S R	A A	O E	T U	T	
		T S	L S	U N	Y L	E	
		E	L T	T T	K	-	
		R	O	A	E	I	
		E	T	G	S	N	
		D	S	E	(NON)	(NON)	
80 PRECINCTS							
0000345	P10 225	V	730	201	27.53	120	3
0000346	P10 225	A	1023	431	42.13	292	4
0000346	P10 225	V	1023	298	29.13	186	4
0000347	P10 225	A	1012	391	38.64	269	6
0000347	P10 225	V	1012	341	33.70	216	7
0000348	P10 225	A	1011	435	43.03	302	7
0000348	P10 225	V	1011	328	32.44	183	2
0000392	R10 235	A	692	261	37.72	169	1
0000392	R10 235	V	692	259	37.43	147	2
0000393	R10 235	A	815	313	38.40	200	8
0000393	R10 235	V	815	240	29.45	151	4
0000394	R10 236	A	651	221	33.95	156	1
0000394	R10 236	V	651	221	33.95	126	6
0000395	R10 236	A	660	237	35.91	171	1
0000395	R10 236	V	660	224	33.94	142	7
0000396	R10 236	A	1032	364	35.27	234	1
0000396	R10 236	V	1032	336	32.56	227	1
0000397	R10 236	A	557	190	34.11	114	4
0000397	R10 236	V	557	207	37.16	133	1
0000398	R10 238	A	520	124	23.85	77	2
0000398	R10 238	V	520	227	43.65	127	3
0009493	AH5 9 MB	A	3	0		0	0
0009493	AH5 9 MB	V	3	2	66.67	2	0
0009494	OR5 9 MB	A	0	0		0	0
0009494	OR5 9 MB	V	0	0		0	0
0009496	AH5 11 MB	A	0	0		0	0
0009496	AH5 11 MB	V	0	0		0	0
0009497	AH5 12 MB	A	3	0		0	0
0009497	AH5 12 MB	V	3	3	100.00	2	0
0009498	OR5 12 MB	A	0	0		0	0
0009498	OR5 12 MB	V	0	0		0	0
0009499	AH5 13 MB	A	0	0		0	0
0009499	AH5 13 MB	V	0	0		0	0
0009503	AH5 17 MB	A	0	0		0	0
0009503	AH5 17 MB	V	0	0		0	0
0009626	CY5 115 MB	A	7	0		0	0
0009626	CY5 115 MB	V	7	6	85.71	3	0
0009627	CY5 116 MB	A	34	0		0	0
0009627	CY5 116 MB	V	34	17	50.00	12	0
0009645	ES5 125 MB	A	45	0		0	0
0009645	ES5 125 MB	V	45	30	66.67	19	0
0009646	ES5 126 MB	A	126	0		0	0
0009646	ES5 126 MB	V	126	70	55.56	47	2
0009647	ES5 127 MB	A	4	0		0	0
0009647	ES5 127 MB	V	4	4	100.00	0	2
0009648	ES5 128 MB	A	237	0		0	0
0009648	ES5 128 MB	V	237	133	56.12	80	3
0009649	ES5 128 MB	A	86	0		0	0
0009649	ES5 128 MB	V	86	51	59.30	31	2

CONTRA COSTA COUNTY
2010 GENERAL ELECTION
NOVEMBER 2, 2010

Official Results

PRINTED 11/30/10, 10:53 AM

PAGE 633

						East Bay MUD Director, Ward 3	
		R V		T P			
		E O		U E		W	
		G T		R R	K F	R	
		I E	B C	N C	A O	I	
		S R	A A	O E	T U	T	
		T S	L S	U N	Y L	E	
		E	L T	T T	K	-	
		R	O	A	E	I	
		E	T	G	S	N	
		D	S	E	(NON)	(NON)	
80 PRECINCTS							
0009650	ES5 129 MB	A	140	0		0	0
0009650	ES5 129 MB	V	140	100	71.43	57	2
0009651	ES5 129 MB	A	0	0		0	0
0009651	ES5 129 MB	V	0	0		0	0
0009652	ES5 130 MB	A	192	0		0	0
0009652	ES5 130 MB	V	192	154	80.21	103	5
0009654	ES5 132 MB	A	0	0		0	0
0009654	ES5 132 MB	V	0	0		0	0
0009655	ES5 133 MB	A	0	0		0	0
0009655	ES5 133 MB	V	0	0		0	0
0009683	M00 160 MB	A	31	0		0	0
0009683	M00 160 MB	V	31	25	80.65	13	1
0009704	OL5 177 MB	A	0	0		0	0
0009704	OL5 177 MB	V	0	0		0	0
0009705	OL5 178 MB	A	2	0		0	0
0009705	OL5 178 MB	V	2	0		0	0
0009706	OL5 179 MB	A	0	0		0	0
0009706	OL5 179 MB	V	0	0		0	0
0009707	OL5 180 MB	A	0	0		0	0
0009707	OL5 180 MB	V	0	0		0	0
0009708	OR0 181 MB	A	2	0		0	0
0009708	OR0 181 MB	V	2	0		0	0
0009709	OR0 184 MB	A	1	0		0	0
0009709	OR0 184 MB	V	1	1	100.00	1	0
0009711	OR0 186 MB	A	42	0		0	0
0009711	OR0 186 MB	V	42	34	80.95	17	0
0009712	OR0 187 MB	A	0	0		0	0
0009712	OR0 187 MB	V	0	0		0	0
0009713	OR0 188 MB	A	126	0		0	0
0009713	OR0 188 MB	V	126	99	78.57	59	2
0009714	OR5 189 MB	A	1	0		0	0
0009714	OR5 189 MB	V	1	1	100.00	0	0
0009747	PI0 224 MB	A	103	0		0	0
0009747	PI0 224 MB	V	103	72	69.90	45	0
0009749	PI0 227 MB	A	19	0		0	0
0009749	PI0 227 MB	V	19	16	84.21	9	0
0009750	PI0 228 MB	A	40	0		0	0
0009750	PI0 228 MB	V	40	28	70.00	20	0
0009751	PI0 229 MB	A	4	0		0	0
0009751	PI0 229 MB	V	4	1	25.00	0	0
0009752	PI0 230 MB	A	2	0		0	0
0009752	PI0 230 MB	V	2	2	100.00	2	0
0009759	RI0 235 MB	A	67	0		0	0
0009759	RI0 235 MB	V	67	49	73.13	38	1
0009760	RI0 236 MB	A	201	0		0	0
0009760	RI0 236 MB	V	201	143	71.14	104	1
0009761	RI0 236 MB	A	239	0		0	0
0009761	RI0 236 MB	V	239	171	71.55	93	1
0009762	RI0 236 MB	A	162	0		0	0

CONTRA COSTA COUNTY
 2010 GENERAL ELECTION
 NOVEMBER 2, 2010

Official Results

PRINTED 11/30/10, 10:53 AM

PAGE 634

		East Bay MUD Director, Ward 3.				
		R V		T P		
		E O		U E		W
		G T		R R	K F	R
		I E	B C	N C	A O	I
		S R	A A	O E	T U	T
		T S	L S	U N	Y L	E
		E	L T	T T	K	-
		R	O	A	E	I
		E	T	G	S	N
80 PRECINCTS		D	S	E	(NON)	(NON)
0009762	RI0 236 MB V	162	109	67.28	73	1
0009763	RI0 236 MB A	108	0		0	0
0009763	RI0 236 MB V	108	79	73.15	55	1
0009764	RI0 237 MB A	0	0		0	0
0009764	RI0 237 MB V	0	0		0	0
0009765	RI0 239 MB A	2	0		0	0
0009765	RI0 239 MB V	2	2	100.00	2	0
0009766	RI0 240 MB A	0	0		0	0
0009766	RI0 240 MB V	0	0		0	0
0009768	SM5 243 MB A	0	0		0	0
0009768	SM5 243 MB V	0	0		0	0
0009782	SR5 262 MB A	0	0		0	0
0009782	SR5 262 MB V	0	0		0	0
COUNTY TOTAL		40235	29504	73.33	18336	366
ABSENTEES		40235	17527	43.56	11206	204
VOTING PRECINCTS		40235	11977	29.77	7130	162
7TH CONGRESSIONAL DST		16593	11282	67.99	7224	169
10TH CONGRESSIONAL DST		23642	18222	77.07	11112	197
CONGRESSIONAL TOTAL		40235	29504	73.33	18336	366
7TH SENATORIAL		40235	29504	73.33	18336	366
STATE SENATE TOTAL		40235	29504	73.33	18336	366
11TH ASSEMBLY DST		9441	6316	66.90	4055	98
14TH ASSEMBLY DST		30794	23188	75.30	14281	268
STATE ASSEMBLY TOTAL		40235	29504	73.33	18336	366
Bd Of Equalization		40235	29504	73.33	18336	366
BD OF EQUALIZATION TOT		40235	29504	73.33	18336	366
1ST SUPERVISORIAL		12120	8155	67.29	5207	133
2ND SUPERVISORIAL		28115	21349	75.93	13129	233
SUPERVISORIAL TOTAL		40235	29504	73.33	18336	366
UNINCORPORATED AREAS		6455	4202	65.10	2683	86
TOTALS		6455	4202	65.10	2683	86
TOWN OF MORAGA		10436	7823	74.96	4906	88
CITY OF ORINDA		12966	10216	78.79	6084	104
CITY OF PINOLE		4672	3286	70.33	2124	41
CITY OF RICHMOND		5706	3977	69.70	2539	47
CITY TOTAL		33780	25302	74.90	15653	280

STATE OF CALIFORNIA)
) ss.
COUNTY OF ALAMEDA)


I, **DAVE MACDONALD**, Registrar of Voters for the County of Alameda, State of California, having canvassed the returns of all votes cast in Alameda County and Contra Costa County combined in the **East Bay Municipal Utility District, Ward 4** at the General Election held Tuesday, **November 2, 2010**, do hereby certify the following to be a full, true and correct Statement of the Results of all votes cast, to which this certificate is attached, at said election for said candidate.


EAST BAY MUNICIPAL UTILITY DISTRICT DIRECTOR, WARD 4
(One Elected)

Andy Katz

50,628

I hereby set my hand and my official seal this 2nd day of **December 2010**.




DAVE MACDONALD
Registrar of Voters
County of Alameda
State of California

CONTRA COSTA COUNTY
 2010 GENERAL ELECTION
 NOVEMBER 2, 2010

Official Results

PRINTED 11/30/10, 10:53 AM

PAGE 635

		East Bay MUD Director, Ward 4					
		R V	B C	T P	A K	W	
		E O	A A	U E	N A	R	
		G T	L S	R R	D T	I	
		I E	L T	N C	Y Z	N	
		S R	O	O E	(NON)	(NON)	
		T S	T	U N			
		E	S	T T			
		R		A			
		E		G			
		D		E			
17 PRECINCTS							
0000187	ECO 123	A	1727	761	44.06	496	9
0000187	ECO 123	V	1727	548	31.73	320	8
0000188	ECO 123	A	1563	768	49.14	527	11
0000188	ECO 123	V	1563	502	32.12	289	8
0000189	ECO 123	A	1733	733	42.30	502	6
0000189	ECO 123	V	1733	483	27.87	312	3
0000190	ECO 123	A	1734	830	47.87	507	6
0000190	ECO 123	V	1734	543	31.31	342	4
0000191	ECO 123	A	1697	665	39.19	443	3
0000191	ECO 123	V	1697	561	33.06	348	9
0000192	ECO 123	A	1393	532	38.19	312	4
0000192	ECO 123	V	1393	495	35.53	279	7
0000193	ECO 123	A	906	396	43.71	237	6
0000193	ECO 123	V	906	305	33.66	184	7
0000194	ECO 123	A	1706	730	42.79	486	4
0000194	ECO 123	V	1706	624	36.58	360	6
0000195	ECO 123	A	611	178	29.13	114	5
0000195	ECO 123	V	611	229	37.48	131	4
0000196	ECO 123	A	907	332	36.60	214	3
0000196	ECO 123	V	907	318	35.06	177	7
0000223	KN5 141	A	1439	702	48.78	468	2
0000223	KN5 141	V	1439	509	35.37	297	6
0000224	KN5 141	A	1211	523	43.19	314	3
0000224	KN5 141	V	1211	469	38.73	275	3
0000225	KN5 141	A	969	473	48.81	314	1
0000225	KN5 141	V	969	331	34.16	188	1
0009642	ECO 123 MB	A	60	0		0	0
0009642	ECO 123 MB	V	60	43	71.67	30	0
0009665	KN5 141 MB	A	0	0		0	0
0009665	KN5 141 MB	V	0	0		0	0
0009666	KN5 142 MB	A	118	0		0	0
0009666	KN5 142 MB	V	118	98	83.05	57	0
0009667	KN5 143 MB	A	0	0		0	0
0009667	KN5 143 MB	V	0	0		0	0
COUNTY TOTAL			17774	13681	76.97	8523	136
ABSENTEES			17774	7623	42.89	4934	63
VOTING PRECINCTS			17774	6058	34.08	3589	73
10TH CONGRESSIONAL DST			17774	13681	76.97	8523	136
CONGRESSIONAL TOTAL			17774	13681	76.97	8523	136
7TH SENATORIAL			17774	13681	76.97	8523	136
STATE SENATE TOTAL			17774	13681	76.97	8523	136
14TH ASSEMBLY DST			17774	13681	76.97	8523	136
STATE ASSEMBLY TOTAL			17774	13681	76.97	8523	136

CONTRA COSTA COUNTY
 2010 GENERAL ELECTION
 NOVEMBER 2, 2010

Official Results

PRINTED 11/30/10, 10:53 AM

PAGE 636

	R V	B C	T P	East Bay MJD Director, Ward 4	
	E O	A A	U E		W
	G T		R R		R
	I E	LS	N C		I
	S R	LS	O E	A K	T
	T S	LT	U N	E	
	E		T T	N A	-
	R	O	A	D T	I
	E	T	G	Y Z	N
17 PRECINCTS	D	S	E	(NON)	(NON)
Bd Of Equalization	17774	13681	76.97	8523	136
BD OF EQUALIZATION TOT	17774	13681	76.97	8523	136
1ST SUPERVISORIAL	17774	13681	76.97	8523	136
SUPERVISORIAL TOTAL	17774	13681	76.97	8523	136
UNINCORPORATED AREAS	3737	3105	83.09	1913	16
TOTALS	3737	3105	83.09	1913	16
CITY OF EL CERRITO	14037	10576	75.34	6610	120
CITY TOTAL	14037	10576	75.34	6610	120

CONTRA COSTA COUNTY
 2010 GENERAL ELECTION
 NOVEMBER 2, 2010

Official Results

PRINTED 11/30/10, 10:53 AM

PAGE 637

		R	V	T	P			W	
		E	O	U	E			R	
		G	T	R	R			I	
		J	B	N	M	F			
		S	A	O	A	R			
		T	L	U	T	A			
		E	L	T	T	N			
		R	O	A	E	K			
		E	T	G	R	N			
		D	S	E	(NON)	(NON)	(NON)		
10 PRECINCTS									
0000415	SR0 250	A	794	223	28.09	64	95	2	
0000415	SR0 250	V	794	204	25.69	44	95	0	
0000416	SR0 250	A	1240	444	35.81	119	204	8	
0000416	SR0 250	V	1240	360	29.03	91	148	2	
0000417	SR0 250	A	1589	566	35.62	158	254	2	
0000417	SR0 250	V	1589	589	37.07	183	241	2	
0000418	SR0 250	A	1688	662	39.22	156	330	0	
0000418	SR0 250	V	1688	598	35.43	154	240	4	
0000419	SR0 250	A	963	386	40.08	92	185	3	
0000419	SR0 250	V	963	335	34.79	96	136	1	
0000420	SR0 250	A	761	261	34.30	97	100	0	
0000420	SR0 250	V	761	286	37.58	75	130	1	
0000430	SR0 252	A	949	354	37.30	90	171	2	
0000430	SR0 252	V	949	278	29.29	59	103	0	
0009775	SR0 255 MB	A	0	0		0	0	0	
0009775	SR0 255 MB	V	0	0		0	0	0	
0009783	SR5 263 MB	A	0	0		0	0	0	
0009783	SR5 263 MB	V	0	0		0	0	0	
0009784	SR5 264 MB	A	0	0		0	0	0	
0009784	SR5 264 MB	V	0	0		0	0	0	
COUNTY TOTAL			7984	5546	69.46	1478	2432	27	
ABSENTEES			7984	2896	36.27	776	1339	17	
VOTING PRECINCTS			7984	2650	33.19	702	1093	10	
11TH CONGRESSIONAL DST			7984	5546	69.46	1478	2432	27	
CONGRESSIONAL TOTAL			7984	5546	69.46	1478	2432	27	
7TH SENATORIAL			7984	5546	69.46	1478	2432	27	
STATE SENATE TOTAL			7984	5546	69.46	1478	2432	27	
15TH ASSEMBLY DST			7984	5546	69.46	1478	2432	27	
STATE ASSEMBLY TOTAL			7984	5546	69.46	1478	2432	27	
Bd Of Equalization			7984	5546	69.46	1478	2432	27	
BD OF EQUALIZATION TOT			7984	5546	69.46	1478	2432	27	
3RD SUPERVISORIAL			7984	5546	69.46	1478	2432	27	
SUPERVISORIAL TOTAL			7984	5546	69.46	1478	2432	27	
CITY OF SAN RAMON			7984	5546	69.46	1478	2432	27	
CITY TOTAL			7984	5546	69.46	1478	2432	27	



REGISTRAR OF VOTERS

ALAMEDA COUNTY • CALIFORNIA

DAVE MACDONALD
REGISTRAR OF VOTERS

November 19, 2010

Barbara Adranly, District Secretary
Eden Township Healthcare District
20410 Lake Chabot Road, Suite 1A
Castro Valley, CA 94546

Dear Ms. Adranly:

Enclosed is the Certificate of Election and a copy of the Official Canvass for the Eden Township Healthcare District at the General Election held on November 2, 2010.

If you have any questions, please contact me at 510-272-6933.


Sincerely,


Dave Macdonald
Registrar of Voters
Alameda County

STATE OF CALIFORNIA)
) ss.
COUNTY OF ALAMEDA)

I, **DAVE MACDONALD**, Registrar of Voters for the County of Alameda, State of California, having canvassed the returns of all votes cast in the **Eden Township Healthcare District** at the General Election held Tuesday, **November 2, 2010**, do hereby certify the following to be a full, true and correct Statement of the Results of all the votes cast, to which this certificate is attached, at said election for each candidate in the **Eden Township Healthcare District** for the office of **Director**.

I hereby set my hand and my official seal this 19th day of **November 2010**.




DAVE MACDONALD
Registrar of Voters
Alameda County
State of California



REGISTRAR OF VOTERS

ALAMEDA COUNTY • CALIFORNIA

DAVE MACDONALD
REGISTRAR OF VOTERS

November 19, 2010

Jay Jelincic, District Secretary
Fairview Fire Protection District
777 "B" Street
Hayward, CA 94541

Dear Mr. Jelincic:

Enclosed is the Certificate of Election and a copy of the Official Canvass for the Fairview Fire Protection District at the General Election held on November 2, 2010.

If you have any questions, please contact me at 510-272-6933.

Sincerely,

Dave Macdonald
Registrar of Voters
Alameda County



REGISTRAR OF VOTERS

ALAMEDA COUNTY • CALIFORNIA

DAVE MACDONALD
REGISTRAR OF VOTERS

November 19, 2010

Sashi Maharaj, District Secretary
Hayward Area Recreation & Park District
1099 E Street
Hayward, CA 94541

Dear Ms. Maharaj:

Enclosed is the Certificate of Election and a copy of the Official Canvass for the Hayward Area Recreation & Park District at the General Election held on November 2, 2010.

If you have any questions, please contact me at 510-272-6933.

Sincerely,

Dave Macdonald
Registrar of Voters
Alameda County



REGISTRAR OF VOTERS

ALAMEDA COUNTY • CALIFORNIA

DAVE MACDONALD
REGISTRAR OF VOTERS

November 19, 2010

Gretchen Sommers, District Secretary
Livermore Area Recreation & Park District
4444 East Avenue
Livermore, CA 94550

Dear Ms. Sommers:

Enclosed is the Certificate of Election and a copy of the Official Canvass for the Livermore Area Recreation & Park District at the General Election held on November 2, 2010.

If you have any questions, please contact me at 510-272-6933.


Sincerely,


Dave Macdonald
Registrar of Voters
Alameda County

STATE OF CALIFORNIA)
) ss.
COUNTY OF ALAMEDA)

I, **DAVE MACDONALD**, Registrar of Voters for the County of Alameda, State of California, having canvassed the returns of all votes cast in the **Livermore Area Recreation & Park District** at the General Election held Tuesday, **November 2, 2010**, do hereby certify the following to be a full, true and correct Statement of the Results of all the votes cast, to which this certificate is attached, at said election for each candidate in the **Livermore Area Recreation & Park District** for the office of **Director**.

I hereby set my hand and my official seal this 19th day of November 2010.




DAVE MACDONALD
Registrar of Voters
Alameda County
State of California



REGISTRAR OF VOTERS

ALAMEDA COUNTY • CALIFORNIA

DAVE MACDONALD
REGISTRAR OF VOTERS

November 19, 2010


Julie Kerr, District Secretary
Oro Loma Sanitary District
2655 Grant Avenue
San Lorenzo, CA 94580

Dear Ms. Kerr:

Enclosed is the Certificate of Election and a copy of the Official Canvass for the Oro Loma Sanitary District at the General Election held on November 2, 2010.

If you have any questions, please contact me at 510-272-6933.

Sincerely,



Dave Macdonald
Registrar of Voters
Alameda County

STATE OF CALIFORNIA)
) ss.
COUNTY OF ALAMEDA)

I, **DAVE MACDONALD**, Registrar of Voters for the County of Alameda, State of California, having canvassed the returns of all votes cast in the **Oro Loma Sanitary District** at the General Election held Tuesday, **November 2, 2010**, do hereby certify the following to be a full, true and correct Statement of the Results of all the votes cast, to which this certificate is attached, at said election for each candidate in the **Oro Loma Sanitary District** for the office of **Director**.

I hereby set my hand and my official seal this 19th day of **November 2010**.




DAVE MACDONALD
Registrar of Voters
Alameda County
State of California