

Albany

Child Care Industry

The City of Albany's child care industry provides a social and economic infrastructure that is critical to the City's overall economic vitality and quality of life. In 2001, the industry generated approximately \$4 million in revenue, while supporting nearly 200 local jobs. In addition to 108 people employed directly in child care homes and centers, an additional 80 jobs (in construction, retail, manufacturing, etc.) are supported by the existence of the child care industry.¹ These jobs bolster the local tax base, while providing a necessary service that enables other Albany businesses to thrive. Child care helps sustain the city's growing workforce by enabling parents to take new jobs, stay in existing jobs or training programs, or return to work after absences.

Despite its contributions to the local economy, Albany suffers from a severe shortage of child care capacity for its infant population. The supply gap is striking, with estimates measuring between 70% and 83%.

What You Can Do

Local governments and businesses can play a critical role in strengthening the infrastructure for high-quality child care in their communities. For example:

- **Contribute to the Alameda County Child Care Fund for child care facilities;**
- **Include child care in city and economic development planning efforts;**
- **Review and mitigate the impact of major new commercial and residential developments on child care.**

For more information, call BANANAS, Inc., at (510) 658-7353 the Alameda County Child Care Planning Council at (510) 208-9578 or (510) 208-9675, or visit www.acgov.org/childcare/index.shtml

Demographics

Albany is a growing city

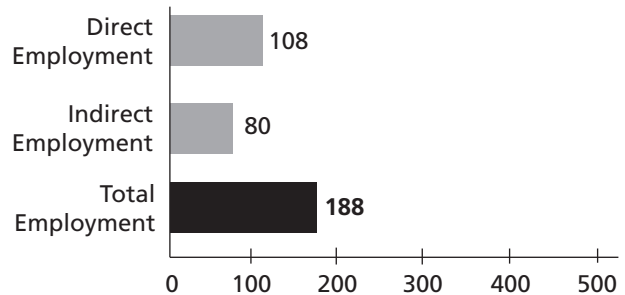
Population⁴

Residents	16,444
Children under 14	2,927
Age breakdown:	
Infant (0-2)	13%
Preschool (2-5)	28%
School-Aged (6-13)	59%
Children as percent of total population	18%
Expected population change by 2010 ⁵	.5%
(900 new residents)	

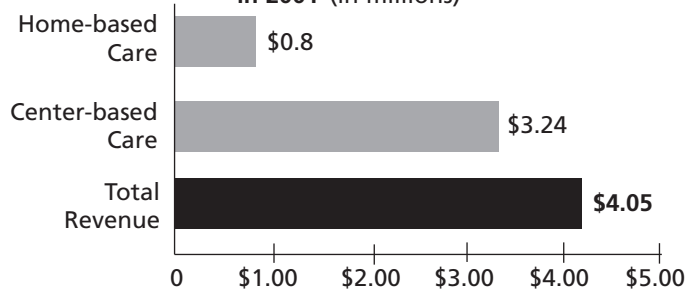
Family Economics⁶

Median family income	\$64,269
Median home value	\$334,800
Median monthly rent	\$947
Poverty rate among children under 18	8%
Families with income less than \$35,000	24.1%
Children receiving public assistance ⁷	230

Jobs Created by the Albany Child Care Industry in 2001²



Revenue Generated by the Albany Child Care Industry in 2001³ (in millions)



1. Based on employment multiplier for child care developed by the U.S. Department of Labor, Bureau of Economic Analysis 2,3. Based on data provided by Bananas, Inc, calculations by Alameda County LINCC; 2001 Market Rate Survey of Child Care Costs, Child Care Resource and Referral Network 4. 2000 Census. 5. Projections 2000, Association of Bay Area Governments 6. 2000 Census. 7. Alameda County Social Service Agency (includes CakWORKs, MediCal, and Food Stamps).

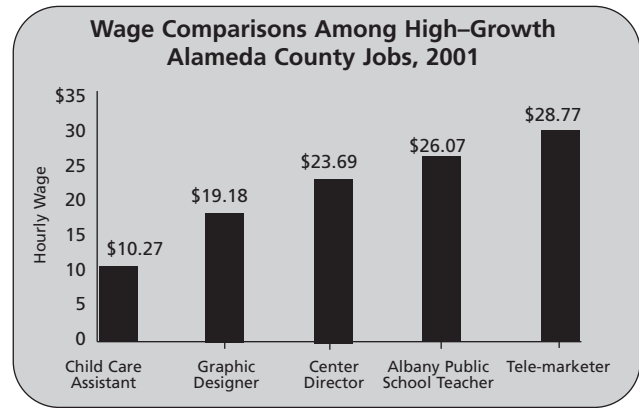
Child Care Workforce

Child care workers are underpaid

2001 Average Annual Salaries¹

Child Care Assistant in North County	\$20,540
Child Care Teacher in North County	\$30,240
Child Care Director in North County	\$47,380

Child care workers are more highly educated on average than workers in other industries, yet their salaries fail to reflect their level of education or responsibility.²



This graph compares "high" child care wages in the northern region of the county to other Alameda County occupations. The latter are mid-level wages based on "some experience" and/or "new to the firm." (Occupational Outlook, 2001, www.calmis.cahwnet.gov).

Teacher salary information is from 2000-2001 California Department of Education Certified Teacher Salary Profile, average schedule salary paid (hourly wage calculated based on 40 hrs/wk, 52 wks/yr).

Child Care Cost

Child care is a significant portion of family income

Annual Child Care Costs in Alameda County

	Family Child Care Home	% of Median Income	Child Care Center	% of Median Income
Infant (under 2 years) ³	\$7,349	11%	\$10,891	17%
Preschool (2-5 years) ⁴	\$7,079	11%	\$7,843	12%
School-Age (6-13 years) ⁵	\$5,218	8%	\$5,115	8%

These costs are for one child. The consensus among experts is that 10% of a family's household income is the most families can "afford."⁶

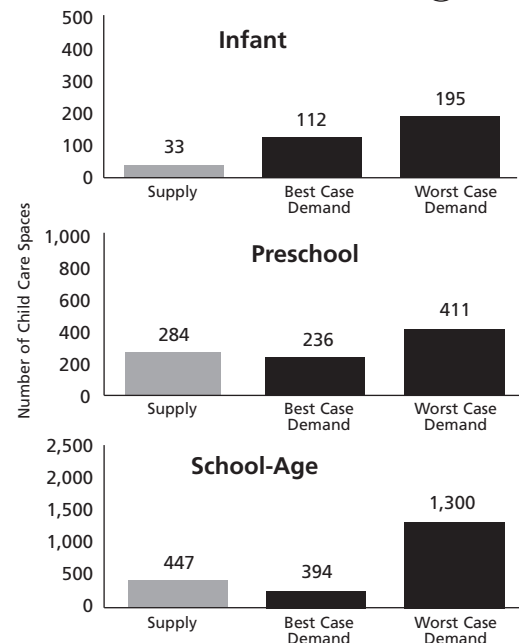
In Alameda County, the cost to send a preschooler to full-time, center based care is nearly double the cost of tuition for two semesters at the University of California, Berkeley. For an infant, the annual cost of full-time, center based care is almost three times the cost of tuition.⁷

Child Care Capacity

Albany's child care supply meets demand

Demand for infant child care in Albany exceeds current supply. The city has a total of 764 licensed child care spaces, with significant shortages in infant care even under the most conservative estimates.

- **Demand Estimates:** Determining the true demand for child care is difficult because it is often unclear whether parents' choices reflect their true preferences or result from location and cost constraints. Therefore, these charts illustrate the gaps in Albany's child care supply by age group using two methodologies:
 - **Best Case:** This conservative estimate calculates demand based upon statewide utilization patterns for different provider types and income levels.
 - **Worse Case:** This broad estimate assumes that all families in which both parents or a single-parent-head-of-household works would demand licensed care.
- **Supply:** This is the total number of licensed spaces in a child care center or family home that are regulated by the state, according to BANANAS, the local child care resource and referral agency.



1. Based on "high" salaries in North County for each position. A Profile of the Alameda County Child Care Workforce 1995-2001. 2. A Profile of the Alameda County Child Care Workforce 1995-2001. 3. This cost assumes an infant is in care with a family child care home and preschooler is in a center-based program. 4. Assumes full-time care for 12 months; California Child Care Resource and Referral Network Survey of Regional Mean Market Rates, 2001. 5. Albany median family income, Census 2000. 6. Assumes full-time care for 3 months (summer) and part-time care of 9 months (school year). 7. Alameda County Child Care Needs Assessment, 2002.