

You want to make sure to treat all cracks and crevices that can contain flea eggs. After **two weeks** you should re-treat the areas previously treated. You want to treat these areas on two week intervals until you no longer see signs of fleas.

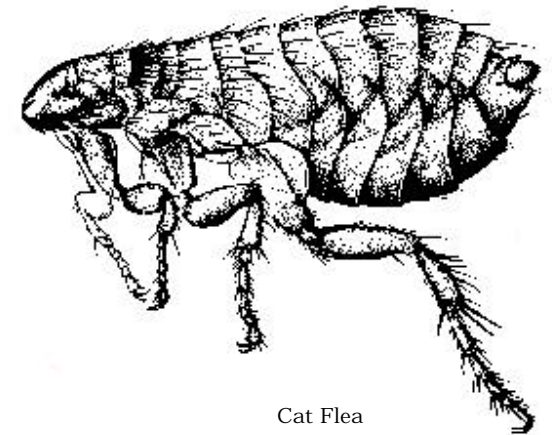
2. DE-FLEA YOUR PET: De-flea all pets on the same day you do the other flea control activities. A flea comb may be good enough for short haired cats and dogs. The combing must be thorough and the live fleas combed out can be put into soapy water that will drown them. Otherwise use a flea shampoo or soap formulated for your pet. Some are formulated for dogs that may harm a cat or other small animals. Your vet may recommend a spray or dust. Flea collars and sonic repellents have **not** been found to be effective for controlling fleas!!!

3. TREAT YOUR YARD: Mow the grass or weeds, rake and bag leaves and cuttings prior to treatment to allow the insecticide to get to where the fleas may be found. For both dusts and liquid formulations follow the directions on the container. Apply to the yard paying close attention to areas where your pet spends most of it's time (runs and sleeping areas). Insecticides for the yard include DIAZINON and CHLORPYRIFOS (DURSBAN).


Because no flea control product will kill all stages of fleas, it is necessary to repeat control measures to control new fleas. This control activity needs to be carried out on a regular basis during the warm months to be effective-and also indoor & outdoor treatments should be done on the same day.



**ALAMEDA COUNTY
VECTOR CONTROL
SERVICES DISTRICT
1131 HARBOR BAY PKWY
SUITE 166
ALAMEDA CA 94502
(510)567-6800
FAX 337-9137**



Cat Flea



FLEAS ?

If you have a pet dog or cat,

or are experiencing a rat problem, it is likely that you will get fleas on your pet and in your home at some time, and that these fleas will get on and bite you or your loved ones. The most common flea found on pets and in the home is the cat flea. If your pet scratches itself often, or you or your family notice flea bites, you may be having a flea infestation.

A TEST

can be conducted by wearing light colored pants and walking through a suspect area.

If you find fleas on your feet or ankles- you have just tested positive for fleas!!

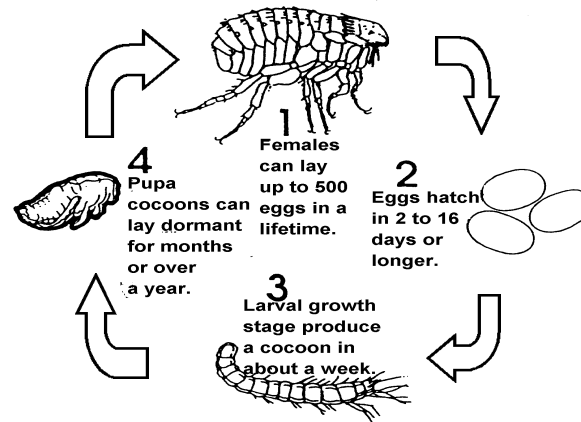
FLEAS

are not good for you or your pets. In pets they can cause ***anemia***, ***hotspots*** (infections caused by an animal biting or scratching a spot on it's body), plus ***tapeworms*** can be acquired from the ingestion of the fleas by your pet.

LIFE CYCLE

Adult cat fleas are about 1/10th inch long, wingless, dark reddish brown and laterally compressed. Only the adult flea bites and feeds directly on the blood of a host. Cat fleas spend most of their time on the pet where they feed, mate, and lay eggs. An adult flea

generally lives less than 3 weeks on the host. Each female lays 10-20 eggs per day. Fleas may be found on some pets throughout the year, but numbers tend to increase dramatically during spring and early summer. Cat flea eggs are opalescent, oval and about 1/32nd inch long.



Life Cycle of the Flea

The eggs are smooth and readily fall from the host to the ground where hatching can occur within 2 days. Whitish, wormlike larvae hatch from the egg and feed on various materials, including dried excrement produced by the adult fleas feeding on the host. The larvae then pupate (form a cocoon) from which the adult flea will emerge when the conditions are right.

CONTROL MEASURES

Involves three major areas:

- (1) cleaning and treating indoors,
- (2) ridding your pet of fleas, and
- (3) managing and treating the yard

1. INDOORS:

Since the flea eggs fall off your pet wherever they travel, sit or rest, these areas need frequent vacuuming. *Daily* would be preferred. If animals get on furniture, the furniture should be included in the vacuuming. With special attention to cracks under cushions and the place where you lost change accumulates. Woven fabrics and carpet may trap flea eggs- so vacuuming will help but it is not enough by itself. Wash bedding of any indoor or outdoor pet bed areas.

CHEMICAL CONTROL

ALWAYS FOLLOW THE INSTRUCTIONS ON THE INSECTICIDE LABEL !

There are many off the shelf flea control products available. There are pump sprays, foggers and dusts. The safest commonly used active ingredient is ***PYRETHRIN*** and ***PERMETHRIN***.

These are used because of their low level of mammalian toxicity and they do not leave a long lasting residual that may harm people. *Insect growth regulators* (IGRs) such as ***METHOPRENE*** and ***FENOXICARB*** are included in some preparations. These IGR's prevent the immature flea stages from progressing to adulthood, and last up to six months. These IGR's have been tested and found to be very safe.

Application: The best method is direct spraying of the areas the pets use. Aerosols or *foggers* can be effective but they distribute the active ingredients all over your house not just on the target areas.