

YEAR SEVEN STATUS UPDATE

JULY 1, 2017 – JUNE 30, 2018

PUBLIC SAFETY REALIGNMENT IN ALAMEDA COUNTY



Public Protection Committee Meeting –
November 14, 2019

Wendy Still, MAS, Chief Probation Officer and
Community Corrections Partnership Executive Committee
Chair

Presenter: Neola Crosby

AB 109 GUIDING PRINCIPLES



Individual Accountability

Continuing the Community Corrections Partnership Executive Committee's (CCPEC's) commitment to individual accountability.



Research-based Efforts & Tracking

Continuing the use of research-indicated efforts to reduce recidivism and tracking/assessing services and outcomes for each individual.



Community Reinvestment & Reducing Recidivism

CCPEC is committed to reducing recidivism through reinvestment in community-based programs that utilize evidenced-based strategies that increase public safety.

AB 109 MAJOR GOALS

Transparent Public Protection

Protect the public through transparent and accountable administration and service:

Activities include staffing and programming in both custody and community settings designed to promote and sustain client rehabilitation.

Effective Transition

Ensure effective and supportive transitions from detention to the community:

Activities include emphasizing and enhancing transition services designed to provide a continuum between in-custody services and support, and their community-based counterparts.

Innovative & Therapeutic Support

Develop innovative services and therapeutic support for clients focused on health, housing, education, and improving access to family sustaining employment and other reentry rehabilitative services:

Activities include, maximizing partnerships with CBOs to deliver behavioral health care, education, housing, employment services, and other transition services known to help reduce client recidivism.

FOCUS AREAS

- Allocations/Expenditures
- Program
 - ✓ Outcomes/Results-based Accountability (RBA)
 - ✓ Status Updates

FY 17/18 REALIGNMENT ALLOCATIONS

▶ BASE ALLOCATION	\$45,787,995
▶ GROWTH	\$2,422,666
▶ TOTAL ALLOCATION	\$48,210,661

FY 17/18 ALLOCATION

- **CBO Allocation =
\$21,428,421**

(50% of \$42,856,842; FY 16/17
base allocation)



- Government allocations are approved by the Board of Supervisors

EXPENDITURES FY 17/18

GOVERNMENTAL PARTNER EXPENDITURES

District Attorney	\$1,250,000
Public Defender	\$2,113,988
Probation Department	\$3,250,000
Sheriff's Office	\$19,623,660
<hr/>	
TOTAL	\$26,237,638

ALLOCATIONS FY 17/18

COMMUNITY SERVICES

ACBH Mental Health and Substance Use Disorder Services	\$2,900,000
Clinics for Reentry Legal Barrier Removal	\$250,000
Evidence-Based Practices Capacity Building Workshops	\$500,000
Expanding Access and Supporting Success in Higher Education	\$1,000,000
Family Reunification	\$1,000,000
Female and Male Residential Multi-Service Center (30 beds, \$180/day)	\$2,000,000

ALLOCATIONS FY 17/18

COMMUNITY SERVICES (CONTINUED)

Housing	\$3,375,000
Leadership/Entrepreneurial Programs	\$1,000,000
Mild/Moderate Mental Health Services	\$2,500,000
Opioid and Alcohol Use Prevention Programs	\$500,000
Pay for Success	\$585,000
Prison Pre-Release Planning and Case Management	\$1,000,000

ALLOCATIONS FY 17/18

COMMUNITY SERVICES (CONTINUED)

Probation Client Support	\$247,619
Reentry Client Access Communication and Service Portal	\$300,000
Reentry Link to the 2-1-1 Data System	\$30,000
Transition Day Reporting Center	\$4,000,000
Transportation	\$240,802
TOTAL	\$21,428,421

NEW FY 18/19 ALLOCATIONS

11

COMMUNITY SERVICES (CONTINUED)

Cognitive Behavior Interventions & Incentives	\$500,000
Faith-Based/Local Community Partnerships	\$1,000,000
Father Services	\$250,000
Indigent/Barrier Removal Fund	\$2,000,000
Kinship Reentry Workforce	\$250,000
LGBTQ Services and Resources	\$100,000

ALLOCATIONS FY 18/19

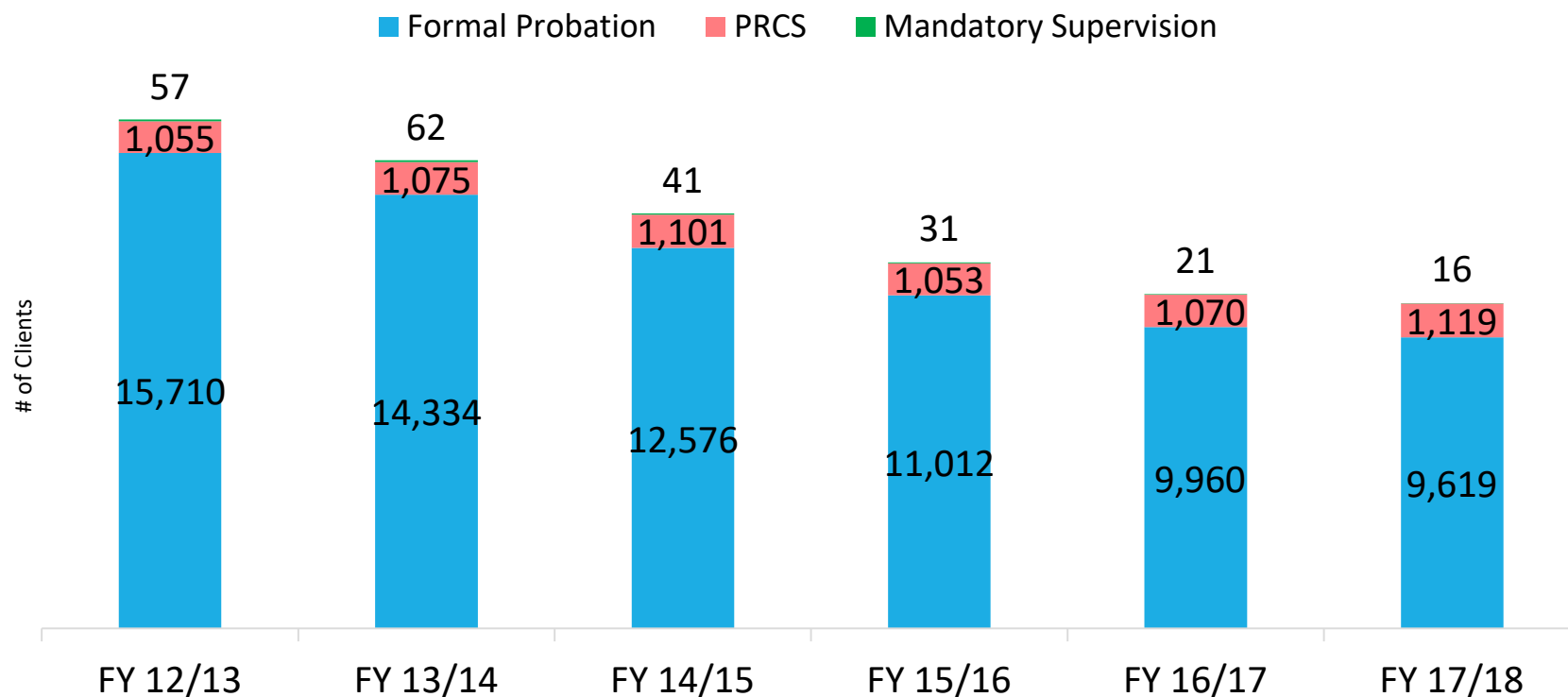
12

COMMUNITY SERVICES (CONTINUED)

PACT/Service Collaborations	\$250,000
Recovery Residence/Transitional Housing Facility	\$408,997
Restorative Justice - Community Circles	\$1,000,000
Transition Age Youth Services/Support	\$1,000,000
Women's/Mothers' Services	\$1,000,000
Total Allocation	\$7,758,997

PROBATION POPULATION

Clients Active on Probation at Any Time in the Fiscal Year



RECIDIVISM BSCC DEFINITION

Released: November 2014

Adult Recidivism Definition

Recidivism is defined as conviction of a new felony or misdemeanor committed within three years of release from custody or committed within three years of placement on supervision for a previous criminal conviction.

ALAMEDA COUNTY RECIDIVISM

<u>Type</u>	<u>FY 17/18 Rate</u>	<u># of Clients</u>
➤ New Convictions	30%	1,017
➤ Violations and Petitions to Revoke Probation	18%	617

Note: Total Grants in 2014: 3,350

**Recidivism within 3 years of placement on supervision for a previous criminal conviction

RECIDIVISM

(18% Probation Violation Rate)

Clients with Grant Start dates in 2014 who had at least one probation violation and no convictions within 3 years of grant date

When did earliest violation occur?	# of clients	% of those with a violation
Within 1 year of grant date	377	61%
Within 2 years of grant date	150	24%
Within 3 years of grant date	90	15%
Total	617	100%

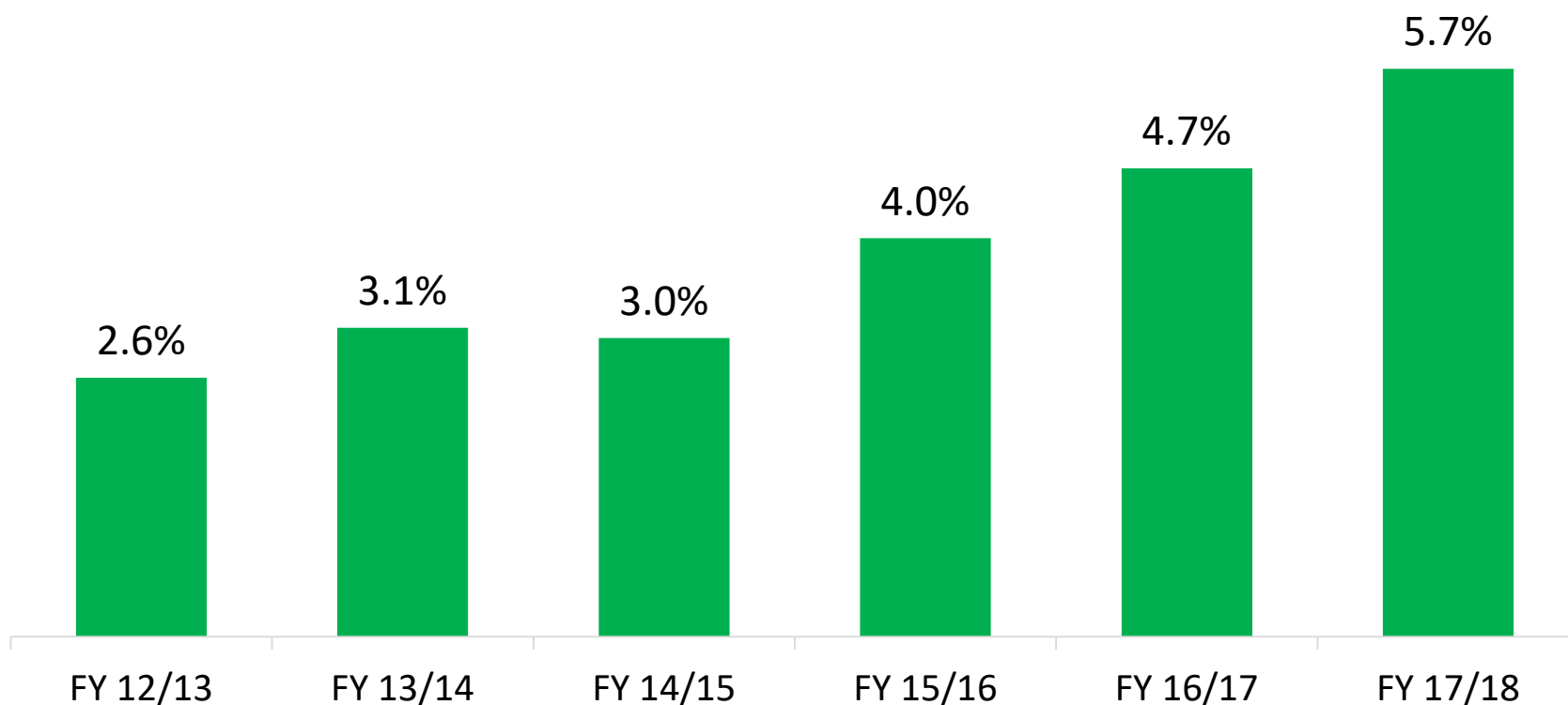
RECIDIVISM (30% Conviction Rate)

Clients with Grant Start Dates in 2014 who had at least one conviction within 3 years of grant date

When did earliest conviction occur?	# of clients	% of those with conviction
Within 1 year of grant date	508	50%
Within 2 years of grant date	350	34%
Within 3 years of grant date	159	16%
Total	1017	100%

RECIDIVISM

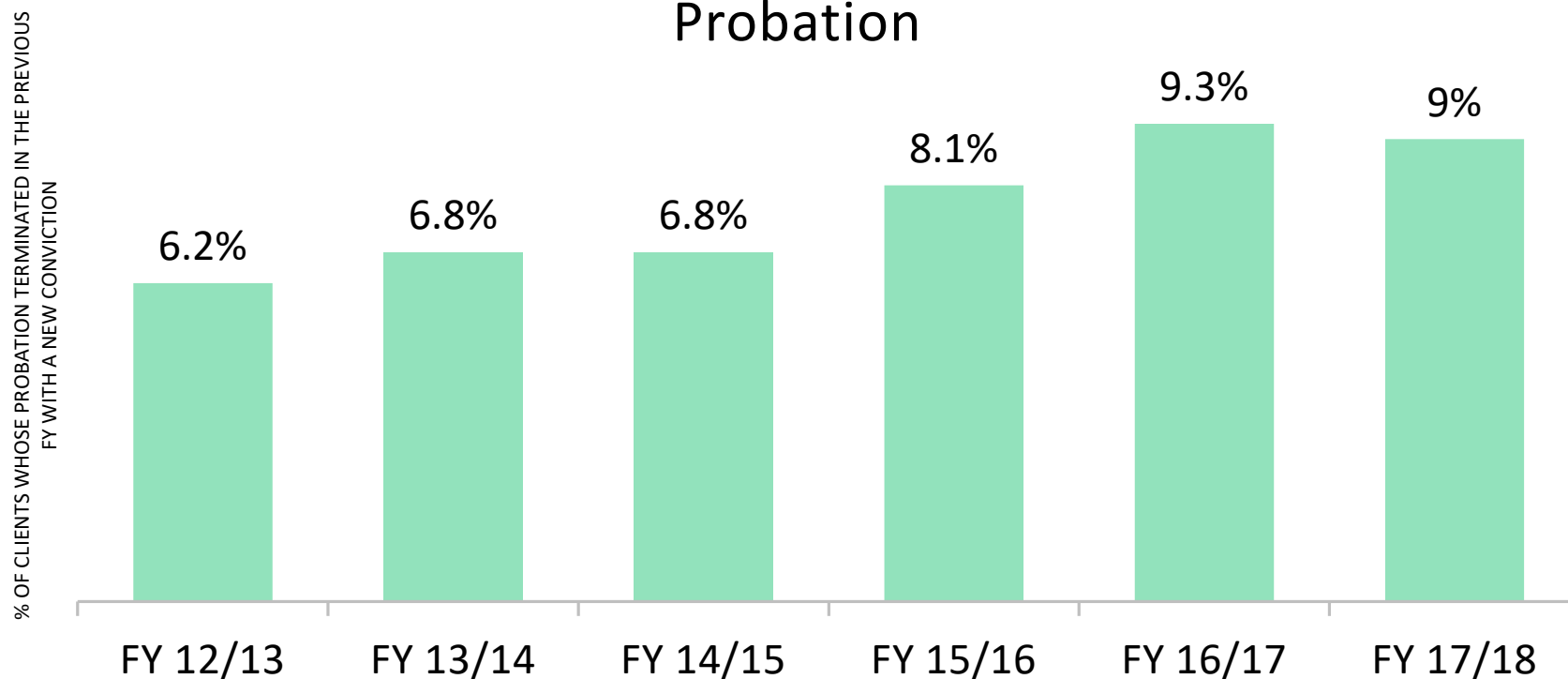
Active Clients with a New Conviction in Fiscal Year



Note: Alameda County convictions, only

RECIDIVISM

New Conviction One Year After Termination of Probation



Note: Alameda County convictions, only

CLIENTS SERVED

What are the outcomes?

- Employment
- Housing
- Education
- Mental Health
- Substance Abuse Treatment
- Peer Mentoring (FUBU)
- Transition Day Reporting Center
- Operation My Home Town
- Clean Slate



OTHER FOCUS AREAS

21


EXPENDITURES, OUTCOMES AND/OR STATUS REPORTS FOR THE FOLLOWING:

- Alameda County Behavioral Health
 - Innovations in Reentry
 - Mental Health
 - Substance Use Services
 - Reentry Legal Services
 - Supplemental Security Income Advocacy
 - Civil Legal Services
- District Attorney
- Probation Services
 - Community Capacity Fund
 - Direct Services Contracts
 - Realignment Evaluation
- Public Defender
 - Clean Slate
 - Social Worker Program
- Sheriff's In-Custody Services

EMPLOYMENT SERVICE BENCHMARKS/OUTCOMES

Contract Period July 1, 2017 – June 30, 2018

Building Opportunities for Self-Sufficiency



Referred	Enrolled/ Assessed	Subsidized Employment	Unsubsidized Employment	30-Day Job Retention	90-Day Job Retention	180-Day Job Retention
551	405	279	172	108	73	30
	74% of all referred clients enrolled into employment services	69% of all clients enrolled attained transitional work/subsidized employment	42% of all clients enrolled obtained unsubsidized job placement	63% of all clients placed in unsubsidized job placement reached 30 days of job retention	68% of all clients that reached the 30-day benchmark progressed to 90 days of job retention	41% of all clients that reached the 90-day benchmark progressed to 180 days of job retention

EMPLOYMENT

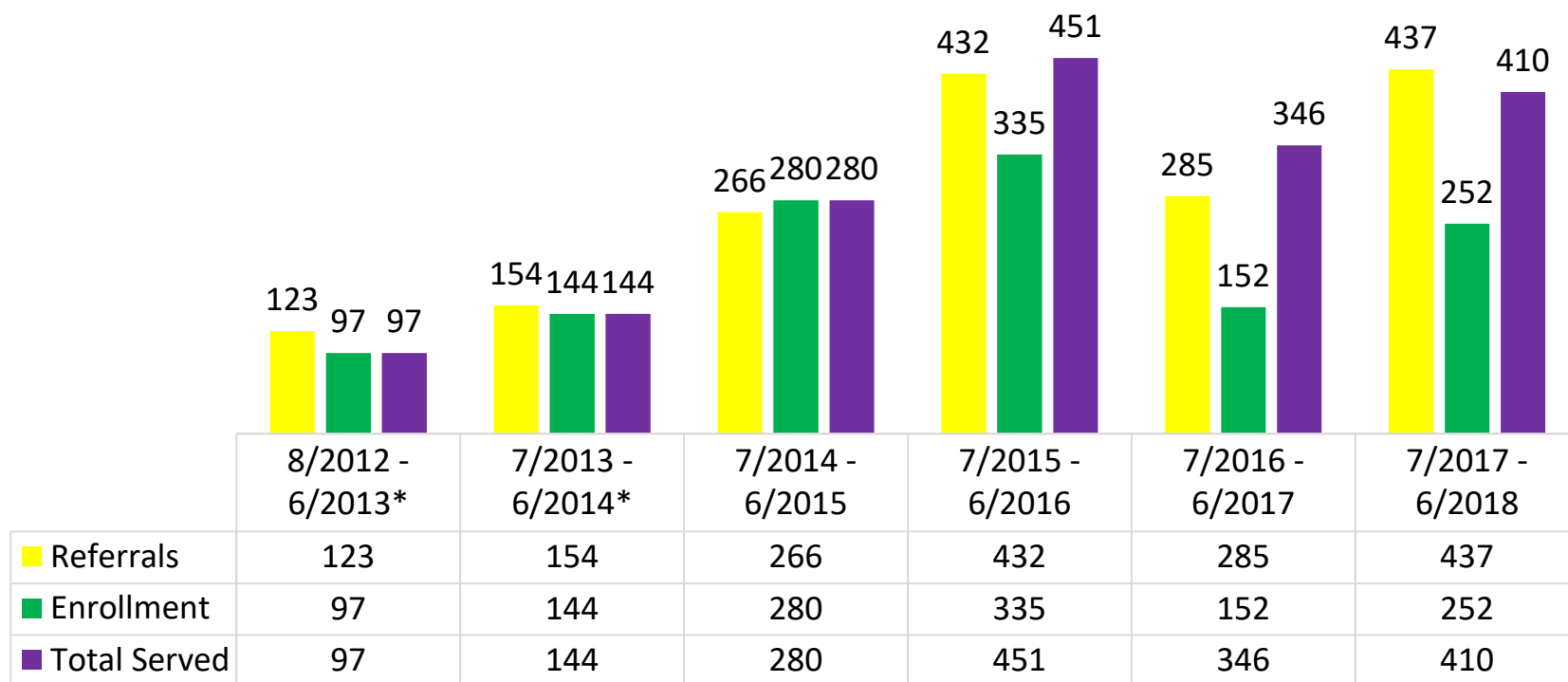
Building Opportunities
for Self-Sufficiency
(BOSS)

Career Training
and
Employment
Center
Graduation
Ceremony



HOUSING

Realignment Housing Program (RHP) Referrals and Enrollments

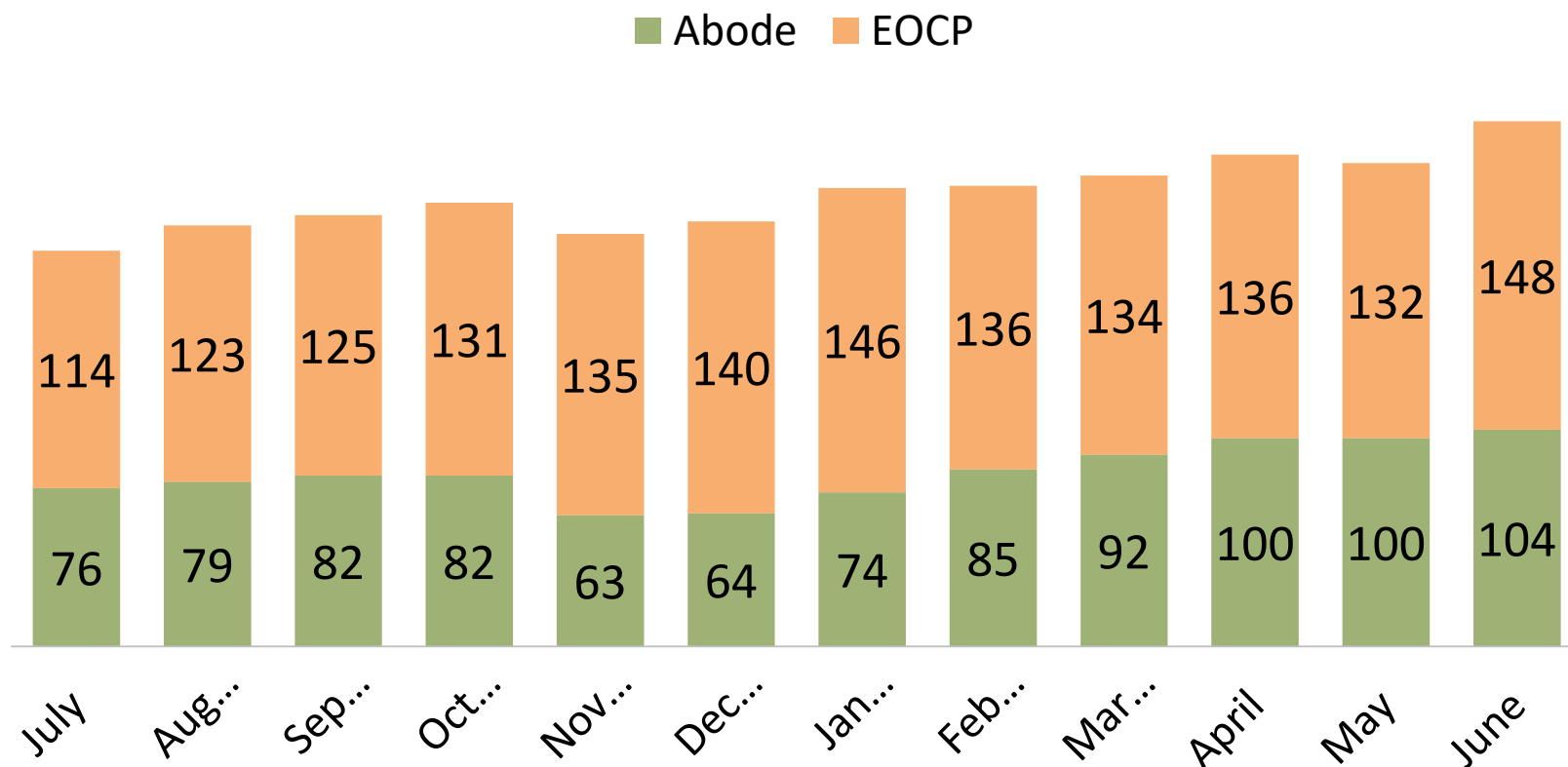


Source: Alameda County HCD, Realignment Housing Program Spreadsheets

*Note that during FY 12/13 and FY 13/14, only people being supervised under Post-Release Community Supervision were eligible for the program.

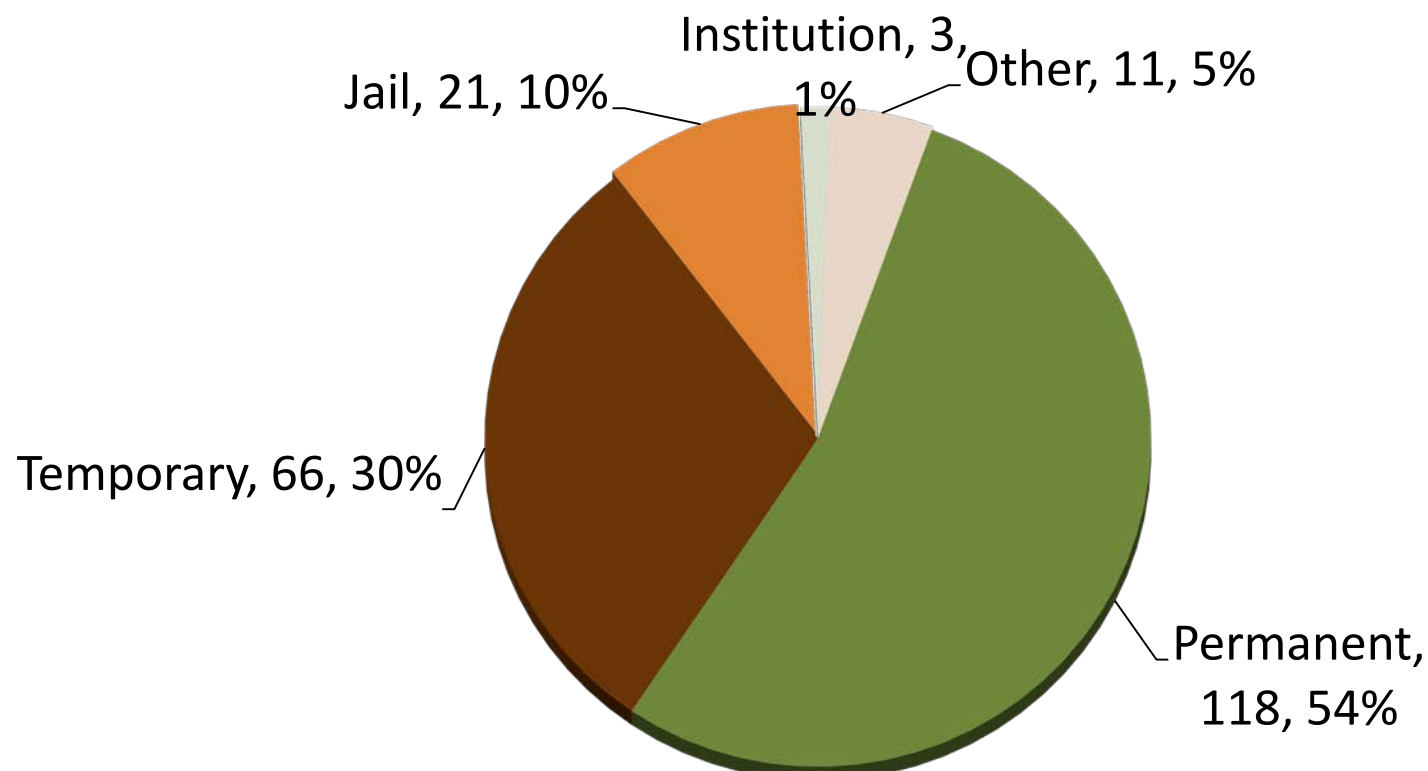
HOUSING

Number of Realignment Housing Program Participants by Agency



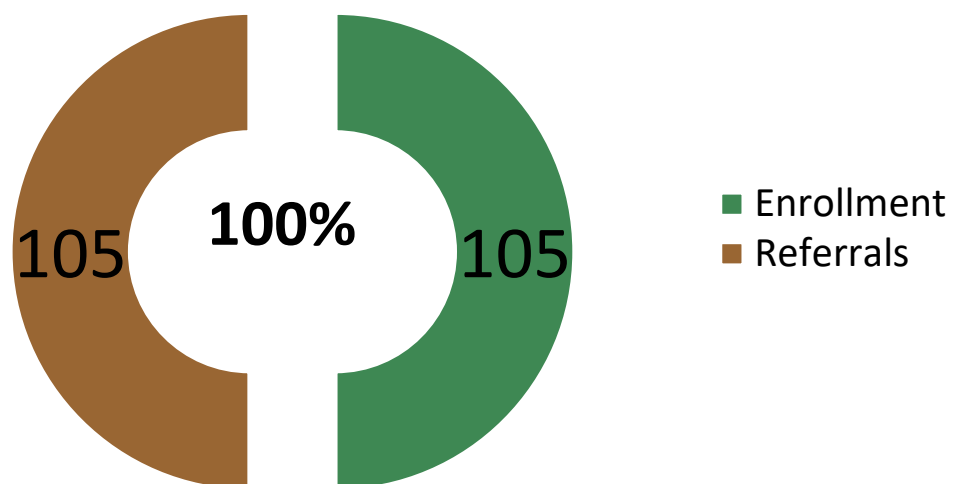
HOUSING

Realignment Housing Program (RHP) Exits by Destination Types



HOUSING

Men of Valor



Housing

With support from the RHP, Adam obtained long-term housing, which allowed him to regain custody and be reunited with his children. He is successfully employed full-time, supporting his family, who live with him.



“You guys helped me with my struggle and went outside the realm to help not only me, but my children too and I’m very grateful.” – Adam, Participant

EDUCATION

Referred: 114
Assessed: 70
High School/GED
Enrollment: 51
High School/ GED
Completion: 4
College Enrollment: 14

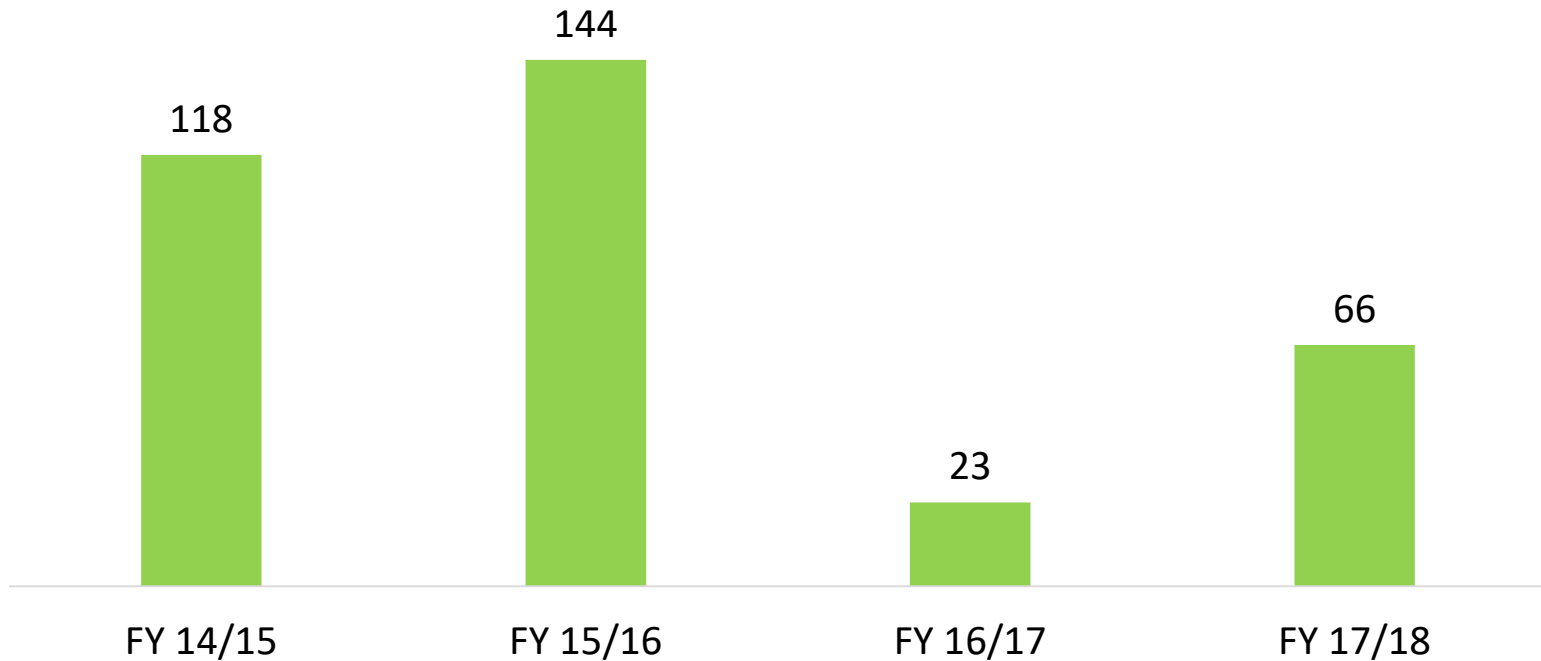
Five Keys Graduation Ceremony



MENTAL HEALTH

30

Probation Clients Referred to ACCESS



SUBSTANCE ABUSE TREATMENT

Measure	# of AB109 Clients
Total Number of AB109 Probation Clients served with SUD Treatment in FY 17/18	373

SUBSTANCE ABUSE TREATMENT

Criminal Justice Case Management (CJCM) Measure	# of CJCM Clients	Percent
Number of clients referred by Probation to CJCM.	342	NA
Of those clients referred to CJCM, the number and percent who were assessed by CJCM	262	77% ¹
Of those clients assessed by CJCM, the number and percent who were referred by CJCM to SUD treatment	262	100% ²
Of those clients assessed by CJCM, the number and percent who were admitted to treatment	152	58% ³

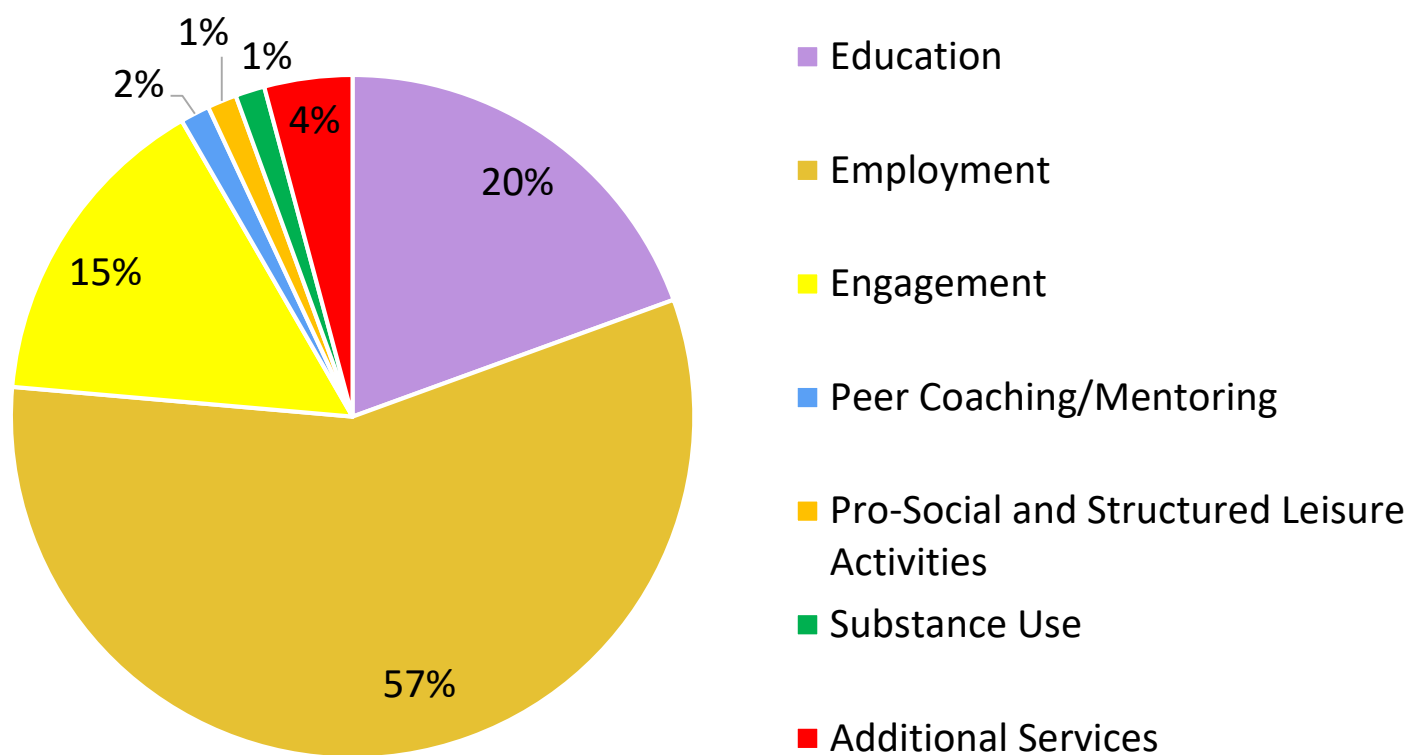
SUBSTANCE USE DISORDER (SUD) TREATMENT REFERRALS

33

92% SUD referrals
come from the
Deputy Probation
Officer

PEER MENTORING SERVICES (FUBU)

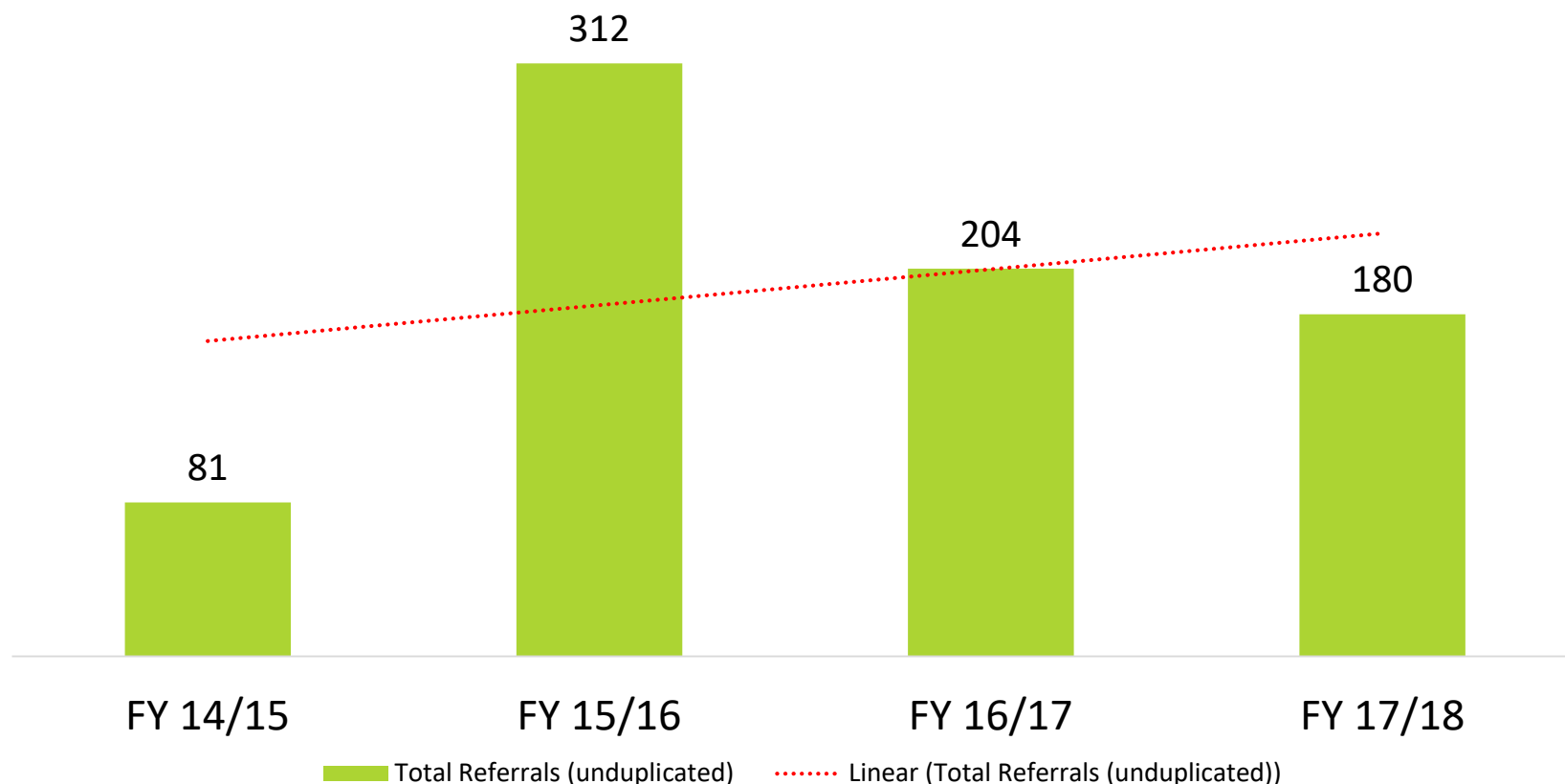
72 Referrals*



*August 2017 - June 2018

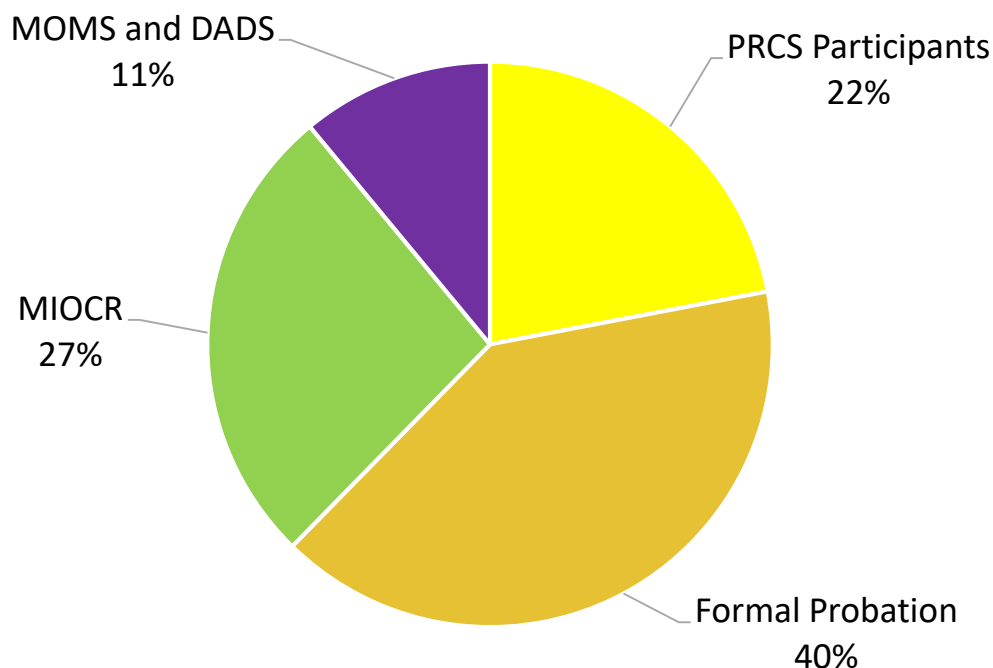
TRANSITION/DAY REPORTING CENTER (TDRC)

Number of Probation Referrals to the TDRC



SHERIFF'S OFFICE: IN CUSTODY SERVICES

Operation My Home Town Clients, FY 17/18

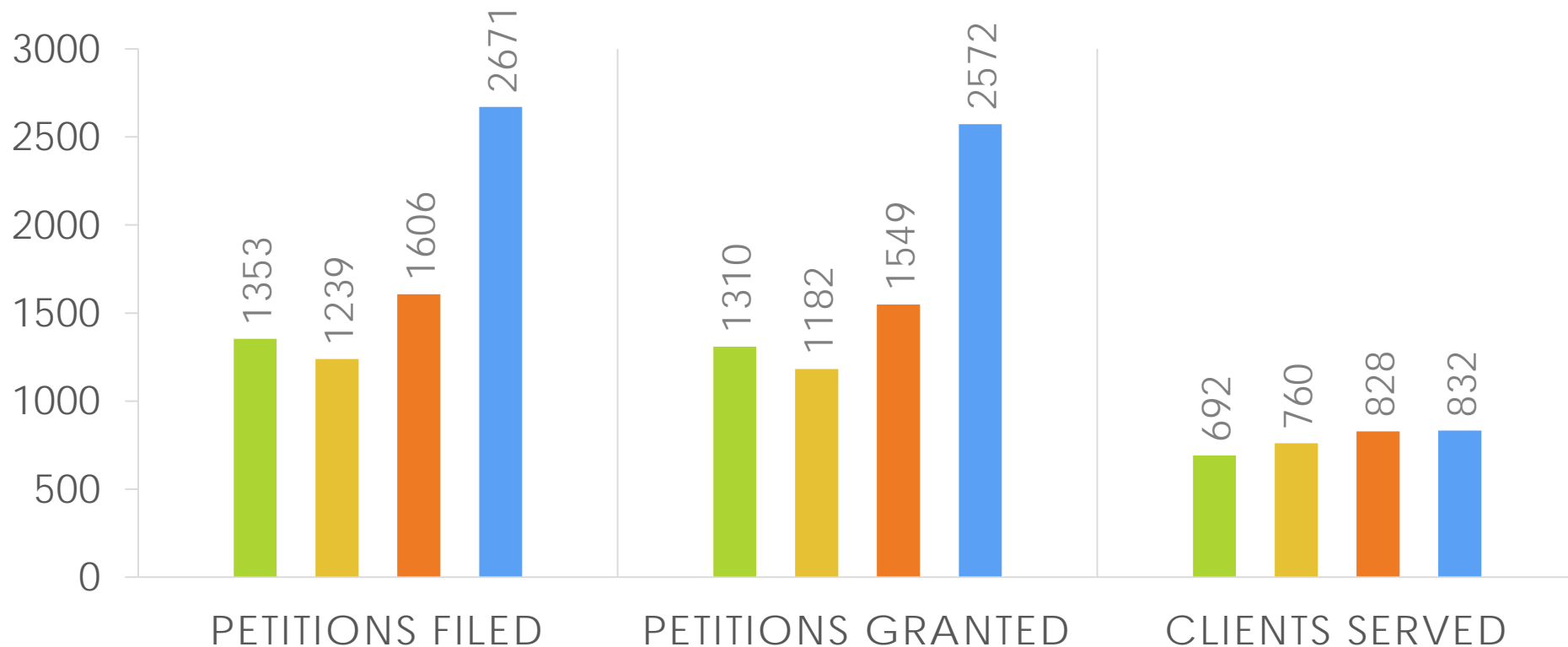


Of the 300 total OMHT clients/participants, 66 (22%) were PRCS participants, 121 (40%) were Formal Probation (felony probationers) participants, 80 (27%) were Mentally Ill Offender Crime Reduction (MIOCR) participants, and 33 (11%) were MOMS and DADS participants..

CLEAN SLATE CASES

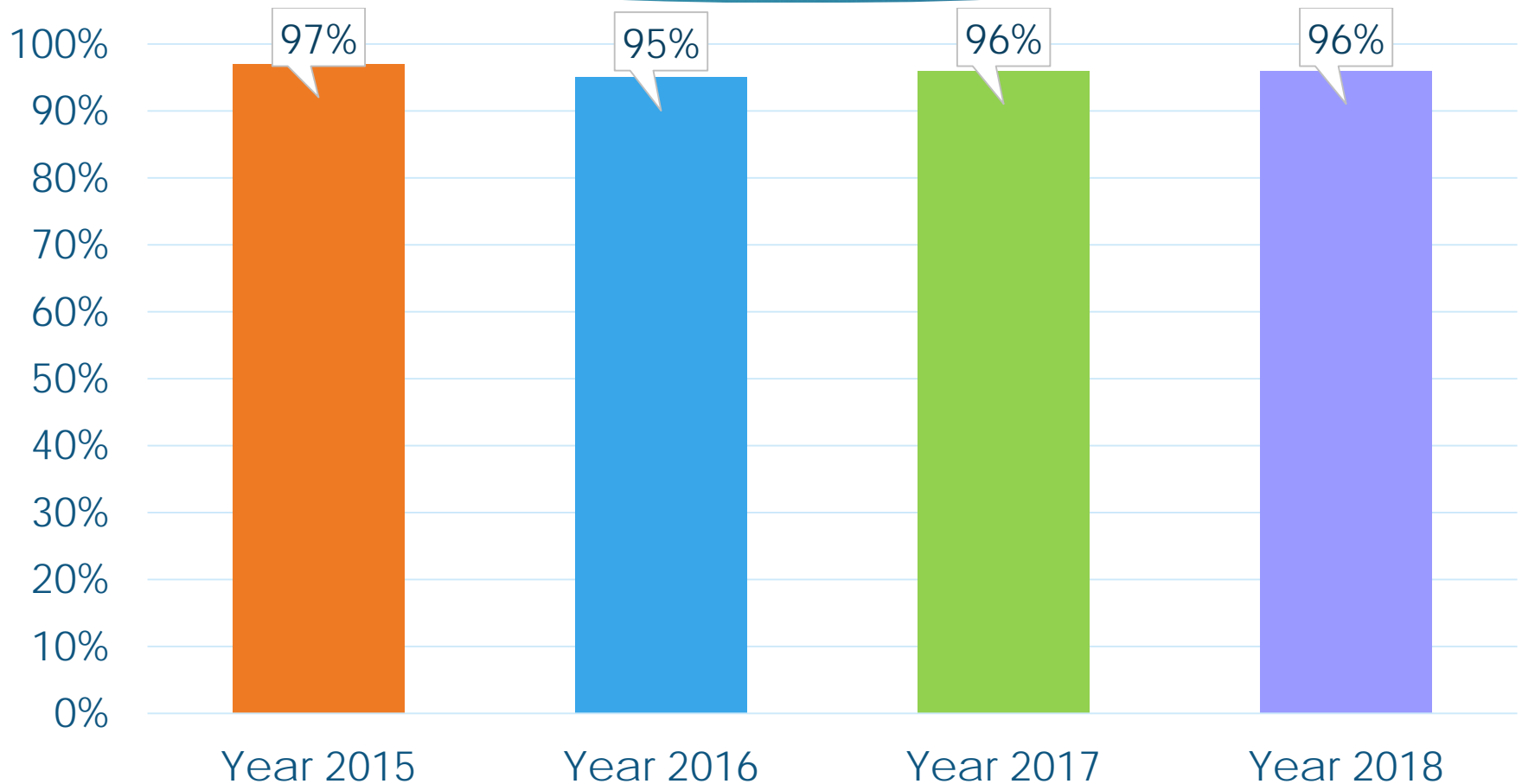
37

■ Year 2015 ■ Year 2016 ■ Year 2017 ■ Year 2018



CLEAN SLATE SUCCESS RATES

38



For further information or questions,
contact:

NEOLA CROSBY
REENTRY COORDINATOR

NEOLA.CROSBY @ACGOV.ORG

510-268-4145

ACGOV.ORG/PROBATION/DOCUMENTS/PUBLICSAFETYREALIGNMENT
_Y7STATUSUPDATE.PDF

Questions & Answers