



# **EXHIBIT D-2C**

## **DRAWINGS E2114 – E3111**

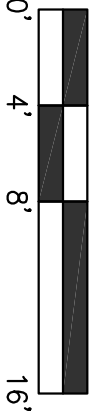
**RFP No. 901516 – East County Hall  
of Justice BDA & DAS**








SCALE: 1/8" = 1'-0"



1. RECEPTACLES ON THIS SHEET SHALL BE FED FROM PANEL 1 USE UNLESS OTHERWISE NOTE.
2. ALL CIRCUITS FOR AV EQUIPMENT SHALL HAVE A DEDICATED NEUTRAL.
3. COORDINATE AV ROUGH-IN WITH AV DRAWINGS.

- 11 PROVIDE POWER FOR COPPER.
- 12 PROVIDE POWER FOR COFFEE MAKER 120/170W.
- 13 PROVIDE POWER FOR FAX MACHINE.
- 14 PROVIDE POWER FOR MICROWAVE OVEN 120W/13A/1500W.
- 15 PROVIDE POWER FOR PRINTER.
- 16 PROVIDE POWER FOR REFRIGERATOR - FREEZER MENDING 120V/15A.
- 17 PROVIDE POWER FOR ELECTRIC HAND DRYER 120V/140W.
- 18 QDO REQUIRES 120V ELECTRIC WASHWATER COORDINATE REQUIREMENTS WITH ACCESS CONTROL VENDOR. PROVIDE 12V CIRCUIT FROML LIEB IF NECESSARY.
- 19 FLUSH FLOOR BOX FOR POWER, DATA & A COORDINATE BOX TYPE AND EXACT LOCATION WITH AV DRAWINGS. WHEN QDO EVOLUTION SERIES OR QDO, EQUAL AT GRADE.
- 20 DEDICATED OUTLET FOR AV EQUIPMENT. PROVIDE DISCREET NEUTRAL.
- 21 GELING MOUNTED RECEPTACLE FOR PROJECTOR, COORDINATE EXACT LOCATION WITH AV CONTRACTOR.
- 22 PROVIDE CONNECTION TO GELING MOUNTED MOTORIZED SCREEN.
- 23 PROVIDE DEDICATED OUTLET FOR INFORMATION KIOSK. COORDINATE EXACT LOCATION WITH THE ARCHITECT/PRINTER FOR INSTALLING.
- 24 PROVIDE OUTLET FOR ELECTRIFIED SIGNAGE. COORDINATE WITH SIGNAGE DRAWINGS. MOUNT 4" PBRON GLASSING.
- 25 MOUNT OUTLET ABOVE CREDENZA.
- 26 PROVIDE GELING OUTLET FOR SMART BOARD.

NO.	ISSUED FOR	DATE
1	DP-3	10/22/2014
2	50% CD	12/02/2014
5	DP-4	02/10/2015
6	DP-4 RESP 1	05/21/2015

[illegible]

## PLAN

E2114

Courts Building - 5151 Gleason Dr.  
County Building - 5149 Gleason Dr.  
Dublin, CA 94568

CONSULTANT

 **The Engineering Enterprise**  
Consulting Engineers

1305 MARINA VILLAGE PKWY # 100  
ALAMEDA, CA 94501-1122  
(510) 769-7000

IOR #14005



**Morrow-Meadows Corp.**  
ELECTRICAL CONTRACTORS AND EPC  
1050 Elling Street  
San Carlos, CA 94378  
Telephone: (858) 634-6610  
Fax: (505) 634-6663  
www.MORROWMEADOWS.com  
License #: 226913-C10

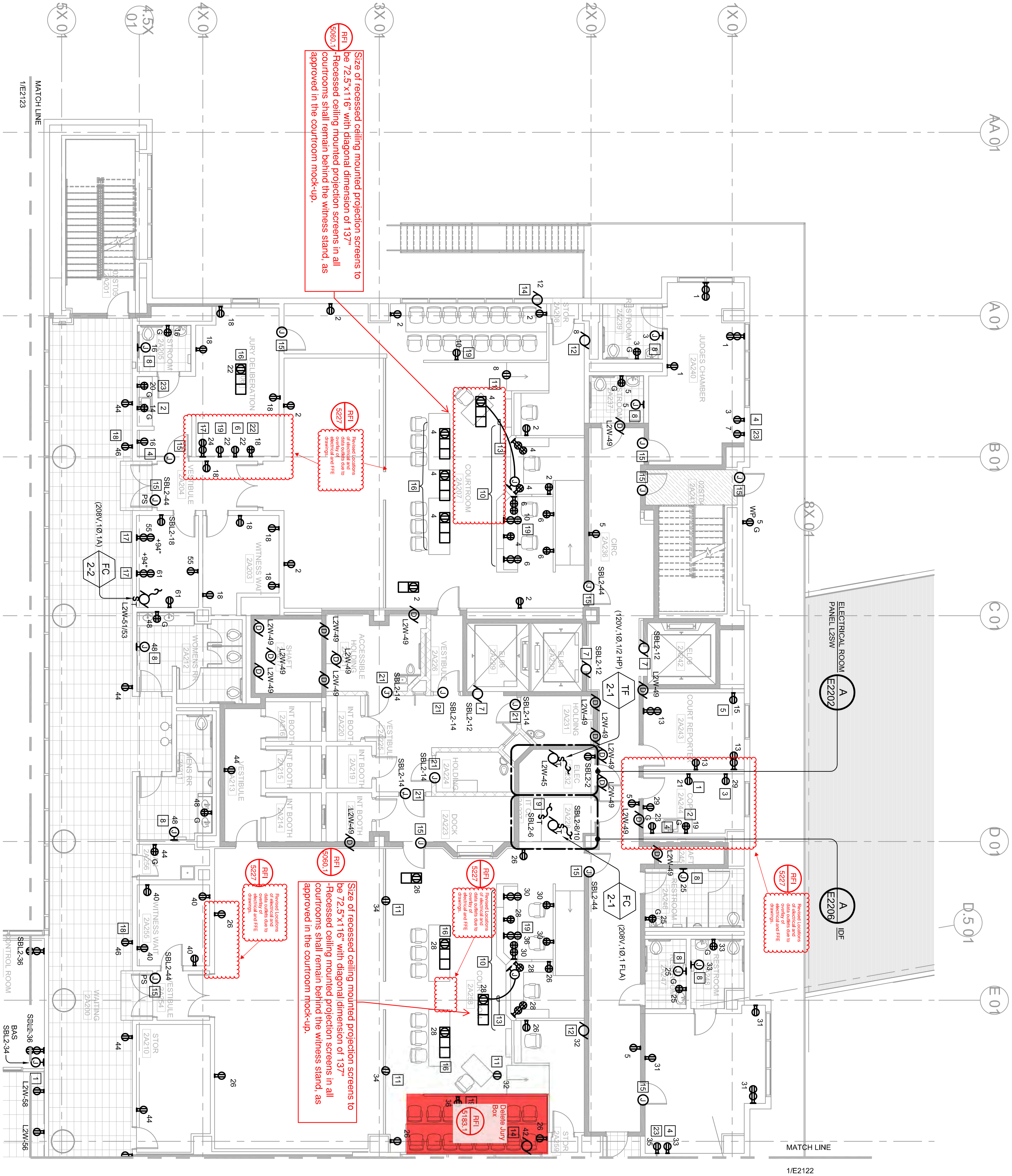
**FENTRESS**  
ARCHITECTS



COPYRIGHT ©  
FENTRESS ARCHITECT

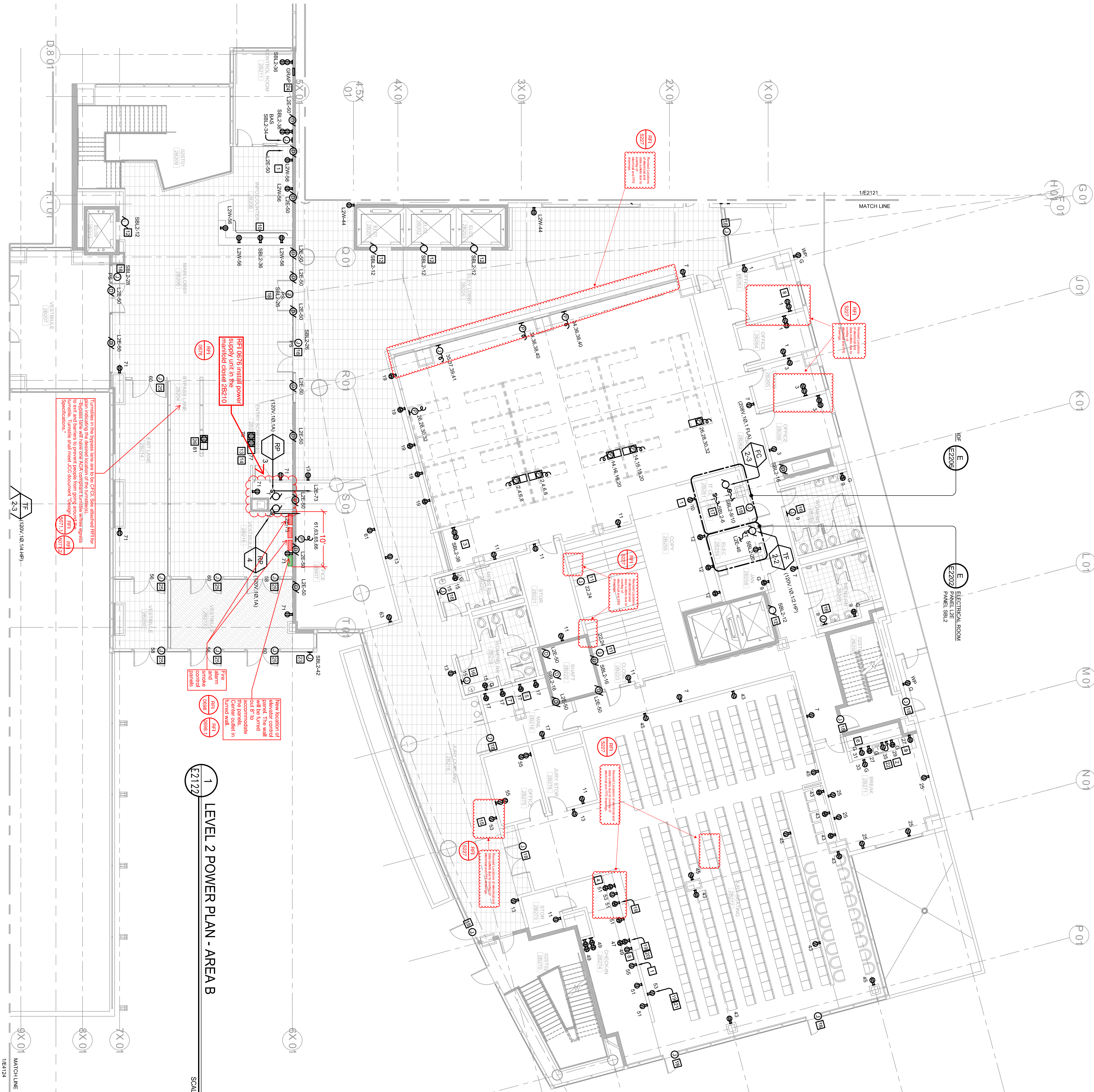


Warning: It is a violation of the law for any person, unless acting under the direction of a licensed architect, to alter an item in any way. If an item in this document is altered, the altering architect, if other than the architect of record, shall affix to the item his seal and the notation "altered by" followed by the signature and the date of such alteration, and the specific description of the alteration.





Warning: It is a violation of the law for any person, unless acting under the direction of a licensed architect, to alter an item in any way. If an item in this document is altered, the altering architect, if other than the architect of record, shall affix to the item the seal and the notation "altered by" followed by the signature and the date of such alteration, and the specific description of the alteration.



#### GENERAL SHEET NOTES

1. ALL RECEPTACLES ON THIS SHEET SHALL BE FED FROM PANEL U2E UNLESS OTHERWISE NOTED.
2. ALL CIRCUITS FOR AV EQUIPMENT SHALL HAVE DEDICATED NEUTRAL.
3. COORDINATE AV ROUTING WITH AV DRAWINGS.

#### NUMBERED SHEET NOTES

1. PROVIDE POWER FOR COFFER.
2. PROVIDE POWER FOR COFFEE MAKER, 120V/170W.
3. PROVIDE POWER FOR CASH REGISTER.
4. PROVIDE POWER FOR FAX MACHINE.
5. PROVIDE POWER FOR MAIL OPERATOR.
6. PROVIDE POWER FOR STACKED MICROWAVE OVEN 120V/136W/1500W. REFERENCE 20A892Z.
7. PROVIDE POWER FOR POSTAGE MACHINE.
8. PROVIDE POWER FOR PRINTER.
9. PROVIDE POWER FOR REFRIGERATOR.
10. COORDINATE OUTLET PLACEMENT AND FEED TO CASEWORK.
11. PROVIDE POWER TO ELECTRICIAN SHELVING. COORDINATE EXACT REQUIREMENTS WITH VENDOR SHOP DRAWINGS.
12. PROVIDE POWER TO SMOKE GUARD. COORDINATE INTERFERENCE REQUIREMENTS WITH FA.
13. PROVIDE POWER TO X-RAY MACHINE. COORDINATE EXACT PLACEMENT WITH ARCHITECT.
14. PROVIDE CLOCK STYLE OUTLET AT SCHEDULING DISPLAY. COORDINATE EXACT HEIGHT WITH AV AND/OR SIGNAGE.
15. PROVIDE POWER TO PAPER TOWEL DISPENSER. COORDINATE EXACT LOCATION WITH ARCHITECT AND VENDOR INSTALLATION INSTRUCTIONS.
16. CONDENSATE PUMP FOR PAN COIL, 120V.
17. DOOR REQUIRES ELECTRIC HARDWARE. COORDINATE REQUIREMENTS WITH ACCESS CONTROL VENDOR. PROVIDE 120V CIRCUIT IF NECESSARY.
18. COORDINATE OUTLET LOCATION WITH AV DRAWINGS. PROVIDE DEDICATED NEUTRAL.
19. DEDICATED OUTLET FOR AV EQUIPMENT. PROVIDE DEDICATED NEUTRAL.
20. PROVIDE CLOCK STYLE OUTLET AT 48" AFF FOR DISPLAY.
21. SINGLE PLEX FOR GARBAGE DISPOSAL. PROVIDE SWITCH ABOVE COUNTER.
22. FIRE ALARM BELL LOCATED 8'-0" AFF. EXACT LOCATION TO BE DETERMINED BY FIRE MARSHAL.
23. COORDINATE LOCATION OF GRAV. GENERATOR REMOTE ANNUNCIATOR PANEL WITH OVERARCHITECT. CURRENTLY INDICATED IN EITHER THE CONTROL ROOM OR MAIN ELECTRICAL RM.
24. COORDINATE LOCATION OF GRAV. GENERATOR REMOTE ANNUNCIATOR PANEL WITH OVERARCHITECT. CURRENTLY INDICATED IN EITHER THE CONTROL ROOM OR MAIN ELECTRICAL RM.
25. COORDINATE LOCATION OF GRAV. GENERATOR REMOTE ANNUNCIATOR PANEL WITH OVERARCHITECT. CURRENTLY INDICATED IN EITHER THE CONTROL ROOM OR MAIN ELECTRICAL RM.
26. POWER AND SIGNAL TO TURNSTILE SYSTEM. COORDINATE EXACT LOCATION WITH VENDOR SHOP DRAWINGS.

Size of recessed ceiling mounted projection screens to be 72.5 x 11.6" with diagonal dimension of 137" (3800). Recessed ceiling mounted projection screens in all courtrooms shall remain behind the witness stand, as approved in the courtroom mock-up.

## EAST COUNTY HALL OF JUSTICE

Courts Building - 5151 Gleason Dr.  
County Building - 5149 Gleason Dr.  
Dublin, CA 94568

CONSULTANT  
**The Engineering Enterprise**  
Consulting Engineers  
1305 MARINA VILLAGE DRIVE # 100  
ALAMOSA, CA 94501-1122  
(916) 765-1000  
FAX: (916) 765-1005  
JOB # 14006

**McGraw-Hill Construction**  
1221 AVENUE OF THE SCIENCES  
SUITE 1000  
NEW YORK, NY 10020-1095  
FAX: (212) 512-2000  
WWW.MCGRAW-HILL.COM

**FENTRESS**  
ARCHITECTS

**HENSEL PHELPS**  
Plan. Build. Manage.

COPYRIGHT ©  
FENTRESS ARCHITECTS

STAMP



DRAWING TITLE  
LEVEL 2 POWER PLAN - AREA B

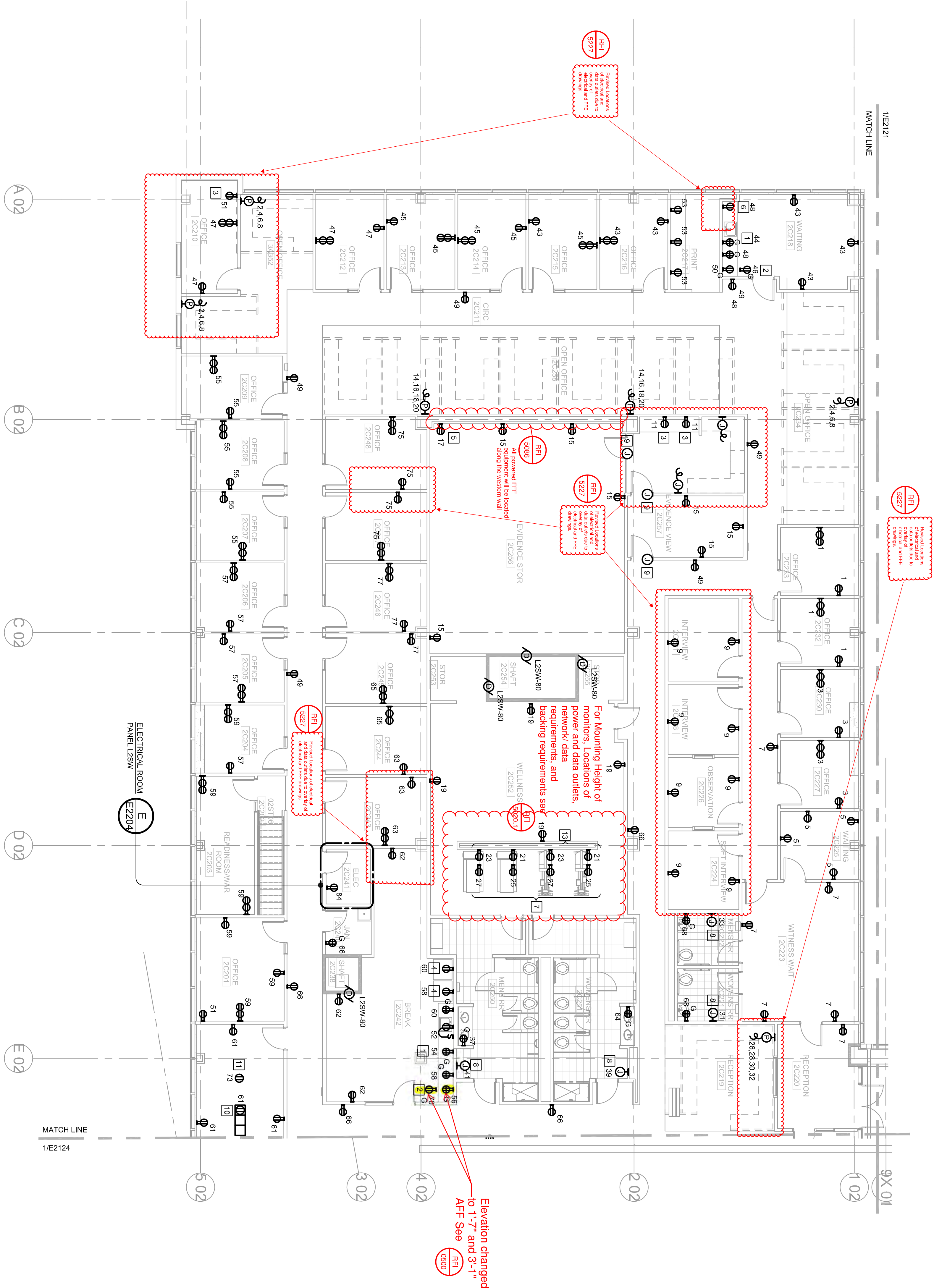
PROJECT # 2010001-001

SHEET NUMBER  
E2122

NO. ISSUED FOR DATE  
1. D.P.-3 10/22/2014  
2. 50% CD 12/02/2014  
3. D.P.-4 02/10/2015  
4. D.P.-4 RES-P 02/27/2015



Warning: It is a violation of the law for any person, unless acting under the direction of a licensed architect, to alter an item in any way. If an item in this document is altered, the altering architect, if other than the architect of record, shall affix to the item the seal and the notation "altered by" followed by the signature and the date of such alteration, and the specific description of the alteration.



1 LEVEL 2 POWER PLAN - AREA C  
E2123

SCALE: 1/8" = 1'-0"  
0 4 8 16'

### GENERAL SHEET NOTES

1. ALL RECEPTACLES ON THIS SHEET SHALL BE FED FROM PANEL L2SW UNLESS OTHERWISE NOTED.
2. ALL CIRCUITS FOR AV EQUIPMENT SHALL HAVE A DEDICATED NEUTRAL.
3. COORDINATE AV ROUGH-IN WITH AV DRAWINGS.

### NUMBERED SHEET NOTES

- 1 PROVIDE POWER FOR COFFEE MAKER 120V/14.27/100W.
- 2 PROVIDE POWER FOR MICROWAVE OVEN 120V/136A/1500W.
- 3 PROVIDE POWER FOR PRINTER OR SCANNER.
- 4 PROVIDE POWER FOR REFRIGERATOR - FREESTANDING 120V/15A.
- 5 PROVIDE POWER FOR REFRIGERATOR - FREESTANDING EVIDENCE.
- 6 PROVIDE POWER FOR REFRIGERATOR - UNDERCOUNTER 120V/15A OR 24A.
- 7 PROVIDE POWER TO TV MONITORS. COORDINATE HEIGHT WITH ARCHITECT ELEVATIONS.
- 8 PROVIDE POWER TO ELECTRIC HAND DRYER. 120V/1400W.
- 9 DOOR REQUIRES ELECTRIC HARDWARE. COORDINATE REQUIREMENTS WITH ACCESS CONTROL VENDOR. PROVIDE 120V CIRCUIT FROM L2SW IF NECESSARY.
- 10 FLUSH FLOOR BOX FOR POWER, DATA & AV. COORDINATE BOX TYPE AND EXACT LOCATION WITH AV DRAWINGS.
- 11 CEILING MOUNTED RECEPTACLE FOR PROJECTOR.
- 12 SINGLE FLEX OUTLET FOR DISPOSAL. PROVIDE SWITCH ABOVE COUNTER.
- 13 OUTLETS AT +18" AFF FOR EXHIBIT EQUIPMENT.

Mounting elevations provided in

AFF See


## EAST COUNTY HALL OF JUSTICE

Courts Building - 5151 Gleason Dr.  
County Building - 5149 Gleason Dr.  
Dublin, CA 94568

COPYRIGHT ©  
FENTRESS ARCHITECTS

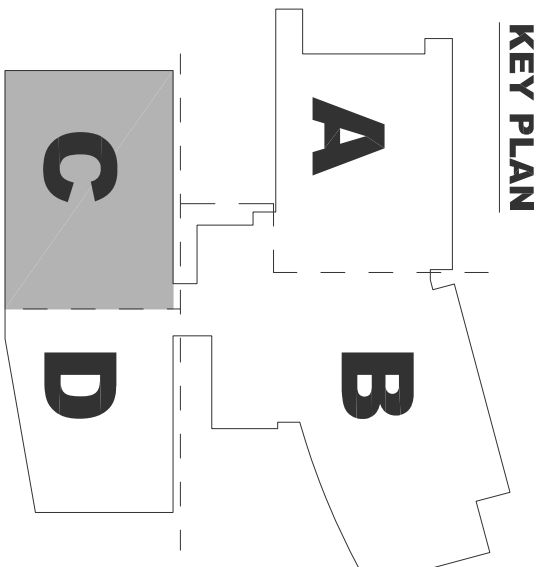
**FENTRESS**  
ARCHITECTS  
**HENSEL PHELPS**  
Plan. Build. Manage.

CONSULTANT  
**The Engineering Enterprise**  
Consulting Engineers  
1305 SARINA VILLAGE DRIVE # 100  
ALAMEDA, CA 94601-1122  
(916) 763-7800  
JOB #14095  
**McGraw-Hill Construction**  
1221 K STREET, N.W.  
WASHINGTON, D.C. 20004  
(202) 462-6080  
www.mcgraw-hill.com



STAMP


NO.	ISSUED FOR	DATE
1	DP-3	10/22/2014
2	50% CD	12/02/2014
5	DP-4	02/10/2015
6	DP-4 REVP 1	05/27/2015



PLAN

E2123





SCALE: 1/8" = 1'-0"

1. ALL RECEPTACLES ON THIS SHEET SHALL BE FED FROM PANEL L2SE UNLESS OTHERWISE NOTED.
2. ALL CIRCUITS FOR AV EQUIPMENT SHALL HAVE A DEDICATED NEUTRAL.
3. COORDINATE AV ROUGH-IN WITH AV DRAWINGS.

- 1 PROVIDE POWER FOR COFFER.
- 2 PROVIDE POWER FOR COFFER WAKER 120/14.2/170W.
- 3 PROVIDE POWER FOR FAX MACHINE.
- 4 PROVIDE POWER FOR MICROWAVE OVEN 120V/13.6A/1500W. REFERENCE MA302.
- 5 PROVIDE POWER FOR PRINTER.
- 6 PROVIDE POWER FOR REFRIGERATOR - PRESTAPING 120V/15A.
- 7 PROVIDE POWER TO ELECTRIFIED SHELVING. COORDINATE EXACT REQUIREMENTS WITH VENDOR SHOP DRAWINGS.
- 8 DOOR REQUIRES ELECTRIC HARDWARE. COORDINATE REQUIREMENTS WITH ACCESS CONTROL VENDOR. PROVIDE 120V CIRCUIT FOR USE IF NECESSARY.
- 9 FLUSH FLOOR BOX FOR POWER, DATA & AV. COORDINATE BOX TYPE AND EXACT LOCATION WITH AV DRAWINGS.
- 10 DEDICATED OUTLET FOR AV EQUIPMENT. PROVIDE DISCREET NEUTRAL.
- 11 CEILING MOUNTED RECEPTACLE FOR PROJECTOR. COORDINATE EXACT LOCATION WITH AV CONTRACTOR.
- 12 PROVIDE CONNECTION TO CEILING MOUNTED MOTORIZED SCREEN.
- 13 INTERCONNECT TO SOLIS ON ROOF. POWER PROVIDED FROM SOLIS.
- 14 MOUNT OUTLET ABOVE CREDENZA.

Courts Building - 5151 Gleason Dr.  
County Building - 5149 Gleason Dr.  
Dublin, CA 94568

NO.	ISSUED FOR	DATE
1	DP-3	10/22/2016
2	50% DP	12/02/2016
5	DP-4	02/10/2017
6	DP-4, ME-S1	06/27/2017

DRAWING TITLE


AESA 12 POWER PLANT

PROJECT NO. 14-0005

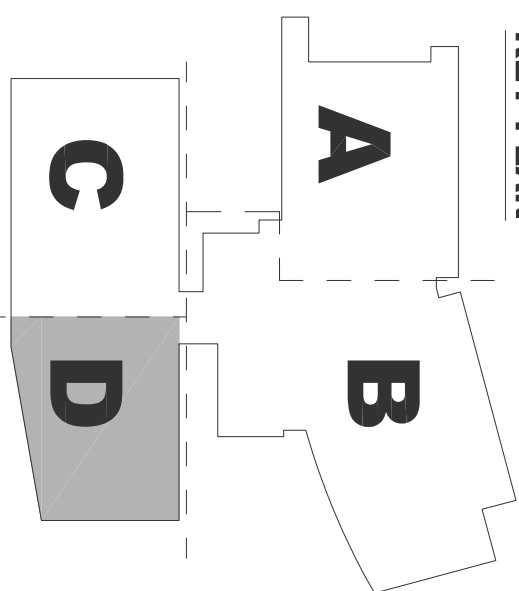
SHEET NUMBER

STAMP

E2124



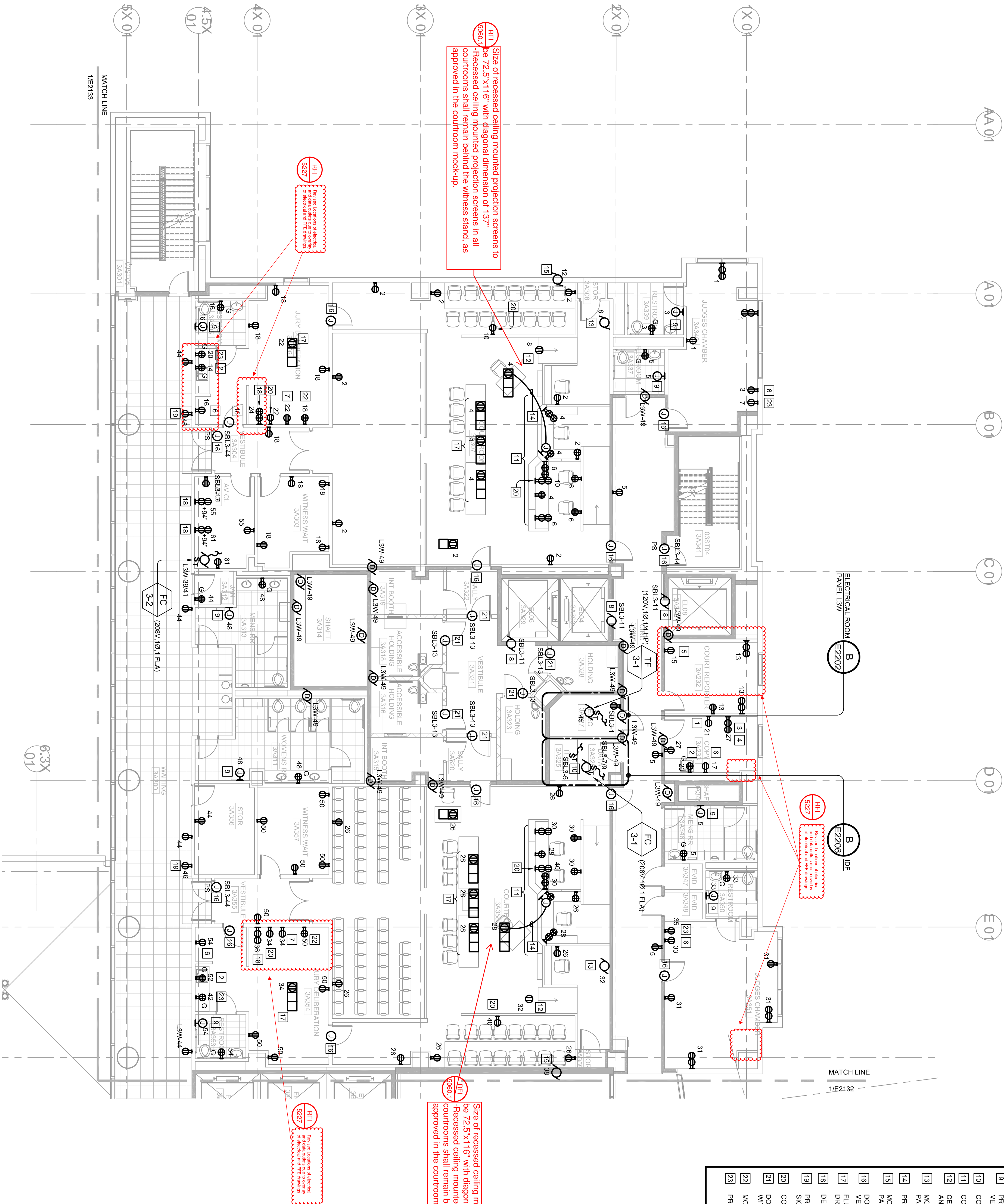
## KEY PLAN



## PLAN



Warning: It is a violation of the law for any person, unless acting under the direction of a licensed architect, to alter an item in any way. If an item in this document is altered, the altering architect, if other than the architect of record, shall affix to the item his seal and the notation "altered by" followed by the signature and the date of such alteration, and the specific description of the alteration.



## GENERAL SHEET NOTES

1. ALL RECEPTACLES ON THIS SHEET SHALL BE FED FROM PANEL L3W UNLESS OTHERWISE NOTED.
2. ALL CIRCUITS FOR AV EQUIPMENT SHALL HAVE A DEDICATED NEUTRAL.
3. COORDINATE AV ROUTING WITH AV DRAWINGS.

## NUMBERED SHEET NOTES

1. PROVIDE POWER FOR COFFER.
2. PROVIDE POWER FOR COFFEE MAKER 120V/1700W.
3. PROVIDE POWER FOR FAX MACHINE.
4. PROVIDE POWER FOR SHREDDER.
5. PROVIDE POWER FOR PRINTER.
6. PROVIDE POWER FOR REFRIGERATOR - UNDERCOUNTER 115V/5A OR 20A.
7. PROVIDE POWER TO FLAT SCREEN TV.
8. PROVIDE POWER TO SMOKE GUARD. COORDINATE INTERFACE REQUIREMENTS WITH FA.
9. PROVIDE POWER TO PAPER TOWEL DISPENSER. COORDINATE EXACT LOCATION WITH ARCHITECT AND VENDOR INSTALLATION INSTRUCTIONS.
10. CONDENSATE PUMP FOR FAI COIL - 120V.
11. COORDINATE ALL DANCE LOCATIONS WITH HALL WORK ELEVATIONS AND SHOP DRAWINGS.
12. COORDINATE ALL DANCE LOCATIONS WITH HALL WORK ELEVATIONS AND SHOP DRAWINGS.
13. COORDINATE ALL DANCE LOCATIONS WITH HALL WORK ELEVATIONS AND SHOP DRAWINGS.
14. PROVIDE DIRECT CONNECTION BETWEEN COURT REPORTERS FLOOR BOX AND JUDGES DESK OUTLET.
15. PROVIDE DIRECT CONNECTION BETWEEN COURT REPORTERS FLOOR BOX AND JUDGES DESK OUTLET.
16. PROVIDE DIRECT CONNECTION BETWEEN COURT REPORTERS FLOOR BOX AND JUDGES DESK OUTLET.
17. PROVIDE DIRECT CONNECTION BETWEEN COURT REPORTERS FLOOR BOX AND JUDGES DESK OUTLET.
18. PROVIDE DIRECT CONNECTION BETWEEN COURT REPORTERS FLOOR BOX AND JUDGES DESK OUTLET.
19. PROVIDE DIRECT CONNECTION BETWEEN COURT REPORTERS FLOOR BOX AND JUDGES DESK OUTLET.
20. PROVIDE DIRECT CONNECTION BETWEEN COURT REPORTERS FLOOR BOX AND JUDGES DESK OUTLET.
21. PROVIDE DIRECT CONNECTION BETWEEN COURT REPORTERS FLOOR BOX AND JUDGES DESK OUTLET.
22. PROVIDE DIRECT CONNECTION BETWEEN COURT REPORTERS FLOOR BOX AND JUDGES DESK OUTLET.
23. PROVIDE DIRECT CONNECTION BETWEEN COURT REPORTERS FLOOR BOX AND JUDGES DESK OUTLET.

# EAST COUNTY HALL OF JUSTICE


Courts Building - 5151 Gleason Dr.  
County Building - 5149 Gleason Dr.  
Dublin, CA 94568

CONTRACT ©  
FENTRESS ARCHITECTS

**FENTRESS**  
ARCHITECTS  
**HENSEL PHELPS**  
Plan. Build. Manage.

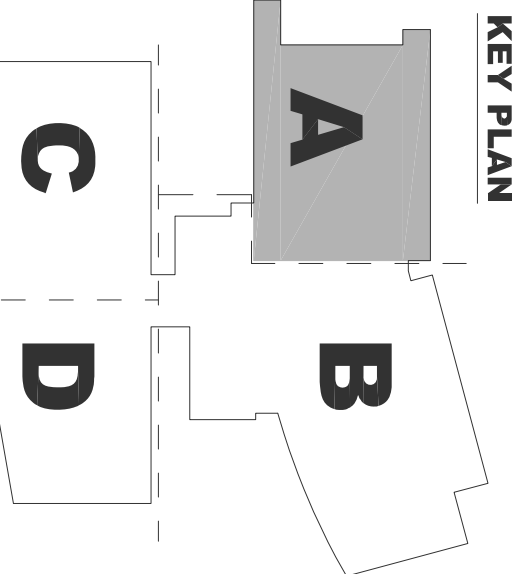
CONSULTANT  
**The Engineering Enterprise**  
Consulting Engineers  
1305 SAKURA VILLAGE DRIVE # 100  
ALAMEDA, CA 94601-1122  
(916) 755-1900  
JOB #14006

**McGraw-Hill Construction**  
1221 AVENUE OF THE STARS  
SUITE 500  
FORT LEE, NJ 07024  
(201) 261-1000  
www.mhfi.com



STAMP

NO.	ISSUED FOR	DATE
1	DP-3	10/22/2014
2	50% CD	12/02/2014
5	DP-4	02/10/2015
6	DP-4 REVISION 1	02/27/2015



KEY PLAN

AREA A

AREA B

AREA C

AREA D

PLAN

SCALE: 1/8" = 1'-0"

0 4 8 16

1 LEVEL 3 POWER PLAN - AREA A

E2131

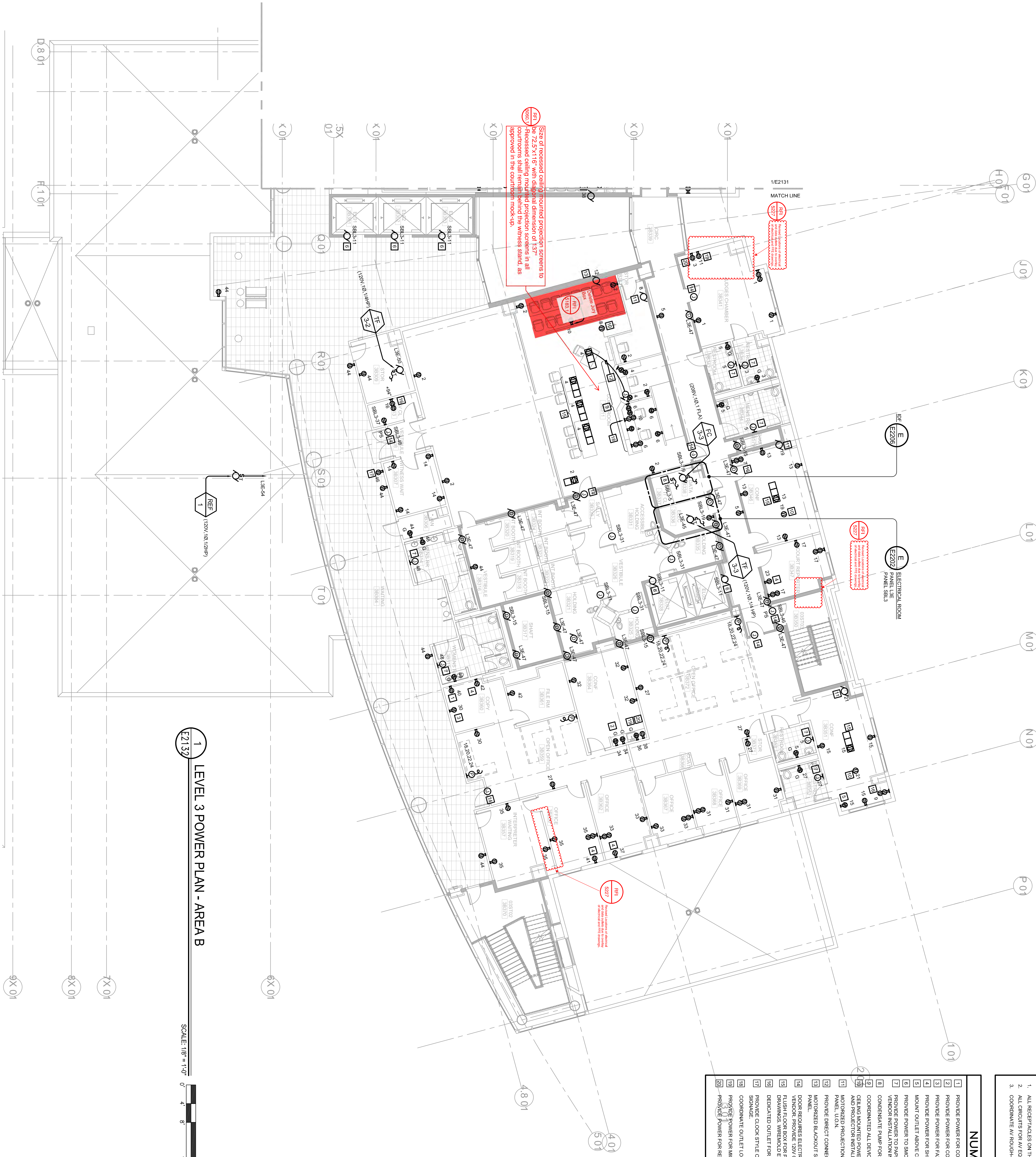
PROJECT # 20100014-001

SHEET NUMBER

E2131



Warning: It is a violation of the law for any person, unless acting under the direction of a licensed architect, to alter an item in any way. If an item in this document is altered, the altering architect, if other than the architect of record, shall affix to the item the seal and the notation "altered by" followed by the signature and the date of such alteration, and the specific description of the alteration.



1 LEVEL 3 POWER PLAN - AREA B

SCALE: 1/8" = 1'-0"

## GENERAL SHEET NOTES

1. ALL RECEPTACLES ON THIS SHEET SHALL BE FED FROM PANEL 120V/1700W.
2. ALL CIRCUITS FOR AV EQUIPMENT SHALL HAVE A DEDICATED NEUTRAL.
3. COORDINATE AV ROUGH-IN WITH AV DRAWINGS.

## NUMBERED SHEET NOTES

1. PROVIDE POWER FOR COFFEE MAKER.
2. PROVIDE POWER FOR COFFEE MAKER 120V/1700W.
3. PROVIDE POWER FOR FAX MACHINE.
4. PROVIDE POWER FOR SHREDDER.
5. MOUNT OUTLET ABOVE CREDENZA.
6. PROVIDE POWER TO SMOKE GUARD. COORDINATE INTERFACE REQUIREMENTS WITH FA.
7. PROVIDE POWER TO PAPER TOWEL DISPENSER. COORDINATE EXACT LOCATION WITH ARCHITECT AND VENDOR INSTALLATION INSTRUCTIONS.
8. CONDENSATE PUMP FOR FAN COIL. 120V.
9. COORDINATE ALL DEVICE LOCATIONS WITH MILL WORK ELEVATIONS AND SHOP DRAWINGS.
10. CEILING MOUNTED POWER OUTLET FOR PROJECTOR. COORDINATE EXACT LOCATION WITH ARCHITECT AND PROJECTOR INSTALLATION INSTRUCTIONS.
11. MOTORIZED PROJECTION SCREEN. 120V. CONTROL SHALL BE INTEGRATED WITH AV CONTROL DISPLAY PANEL. I/O N.
12. PROVIDE DIRECT CONNECTION BETWEEN COURT REPORTERS FLOOR BOX AND JUDGES DESK OUTLET. MOTORIZED BLACKOUT SHADES. 120V. CONTROL SHALL BE INTEGRATED WITH AV CONTROL DISPLAY PANEL.
13. DOOR REQUIRES ELECTRIC HARDWARE. COORDINATE REQUIREMENTS WITH ACCESS CONTROL VENDOR. PROVIDE 120V CIRCUIT IF NECESSARY.
14. FLUSH FLOOR BOX FOR POWER DATA & AV. COORDINATE BOX TYPE AND EXACT LOCATION WITH AV DRAWINGS. WIREMOLD EVOLUTION SERIES, OR EQUAL, AT GRADE.
15. DEDICATED OUTLET FOR AV EQUIPMENT. PROVIDE DISCREET NEUTRAL.
16. PROVIDE CLOCK STYLE OUTLET AT DISPLAY SCREEN. COORDINATE EXACT HEIGHT WITH AV AND/OR SIGNAGE.
17. COORDINATE OUTLET LOCATION WITH AV DRAWINGS.
18. PROVIDE POWER FOR MICROWAVE.
19. PROVIDE POWER FOR REFRIGERATOR.
20. PROVIDE POWER FOR REFRIGERATOR.

## EAST COUNTY HALL OF JUSTICE

Courts Building - 5151 Gleason Dr.  
County Building - 5149 Gleason Dr.  
Dublin, CA 94568


CONSULTANT  
**The Engineering Enterprise**  
Consulting Engineers  
1305 MARINA VILLAGE DRIVE # 100  
ALAMEDA, CA 94601-1122  
(916) 765-1900  
JOB #14095

**McGraw-Hill Construction**  
1221 AVENUE OF THE STARS  
SUITE 500  
FORT LEE, NJ 07024  
www.mhfi.com  
© 2005 MCGRAW-HILL

**FENTRESS**  
ARCHITECTS

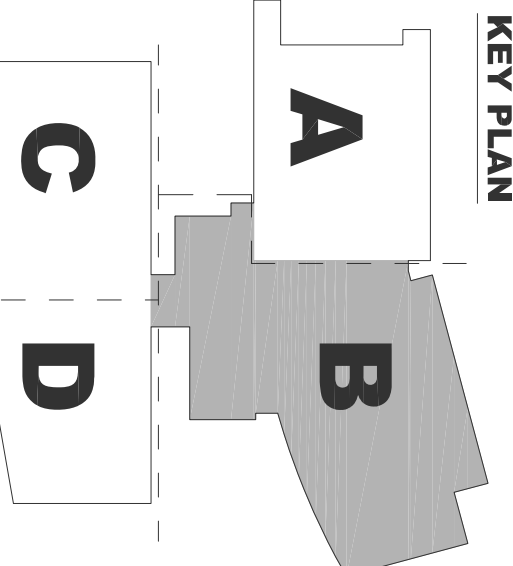
**HENSEL PHELPS**  
Plan. Build. Manage.

COPYRIGHT ©  
FENTRESS ARCHITECTS



STAMP

NO.	ISSUED FOR	DATE
1	DP-3	10/22/2014
2	50% CD	12/02/2014
5	DP-4	02/10/2015
6	DP-4 RESP 1	05/27/2015



E2132

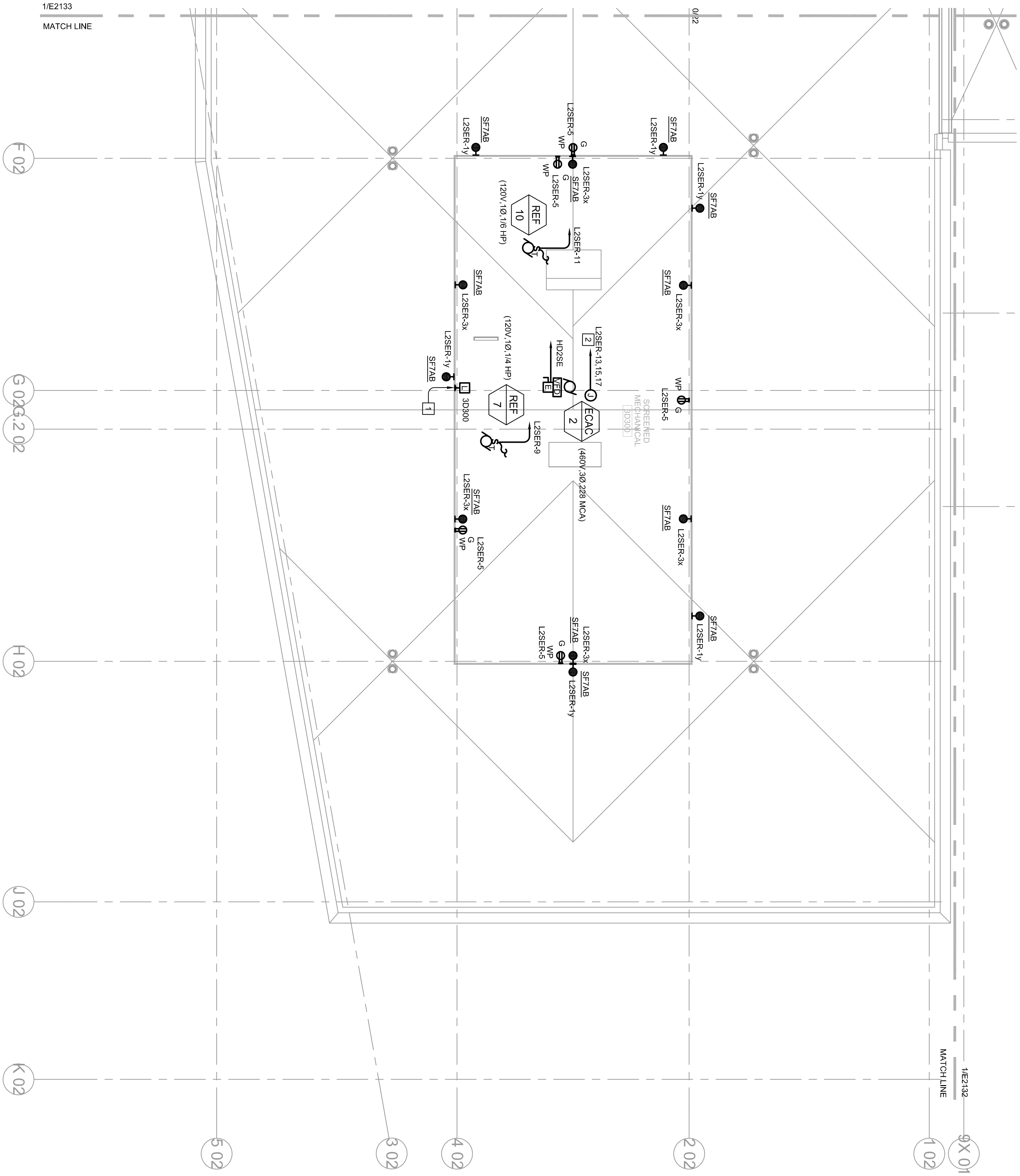
PLAN







Warning: It is a violation of the law for any person, unless acting under the direction of a licensed architect, to alter an item in any way. If an item in this document is altered, the altering architect, if other than the architect of record, shall affix to the item the seal and the notation "altered by" followed by the signature and the date of such alteration, and the specific description of the alteration.



1 LEVEL 3 POWER PLAN - AREA D  
E2134

SCALE: 1/8" = 1'-0"  
0 4 8 16'

### GENERAL SHEET NOTES

1. ALL SWITCHES OR OUTLETS EXPOSED TO WEATHER SHALL BE UNDER WATERPROOF COVERS.

### NUMBERED SHEET NOTES

1. PROVIDE LOW VOLTAGE SWITCH JUST BELOW ROOF HATCH IN ACCESSIBLE, VISIBLE LOCATION, LABEL "ROOF LIGHTING".
2. PROVIDE (0) 120V CIRCUITS FOR E0AC2 UNIT, LIGHTS, OUTLET, AND WATER TREATMENT.

## EAST COUNTY HALL OF JUSTICE

Courts Building - 5151 Gleason Dr.  
County Building - 5149 Gleason Dr.  
Dublin, CA 94568

CONSULTANT  
**The Engineering Enterprise**  
Consulting Engineers  
1325 SAKURA VILLAGE DRIVE # 100  
ALAMEDA, CA 94601-1122  
(415) 768-1900  
JOB #14095

**McGraw-Hill Construction**  
1221 AVENUE OF THE STARS  
SUITE 900  
FORT LEE, NJ 07024  
(201) 748-6000  
WWW.MCGRAW-HILL.COM

**FENTRESS**  
ARCHITECTS

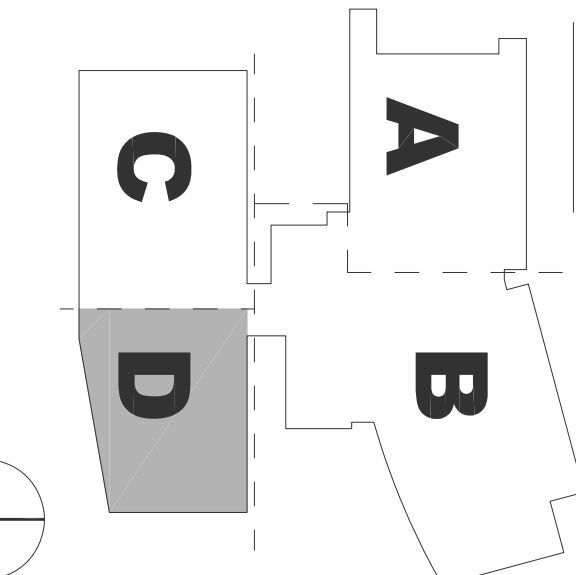
**HENSEL PHELPS**  
Plan. Build. Manage.

COPYRIGHT ©  
FENTRESS ARCHITECTS



STAMP

NO.	ISSUED FOR	DATE
1	DP-3	10/22/2014
2	50% CD	12/02/2014
5	DP-4	02/10/2015
6	DP-4 RESP 1	03/27/2015

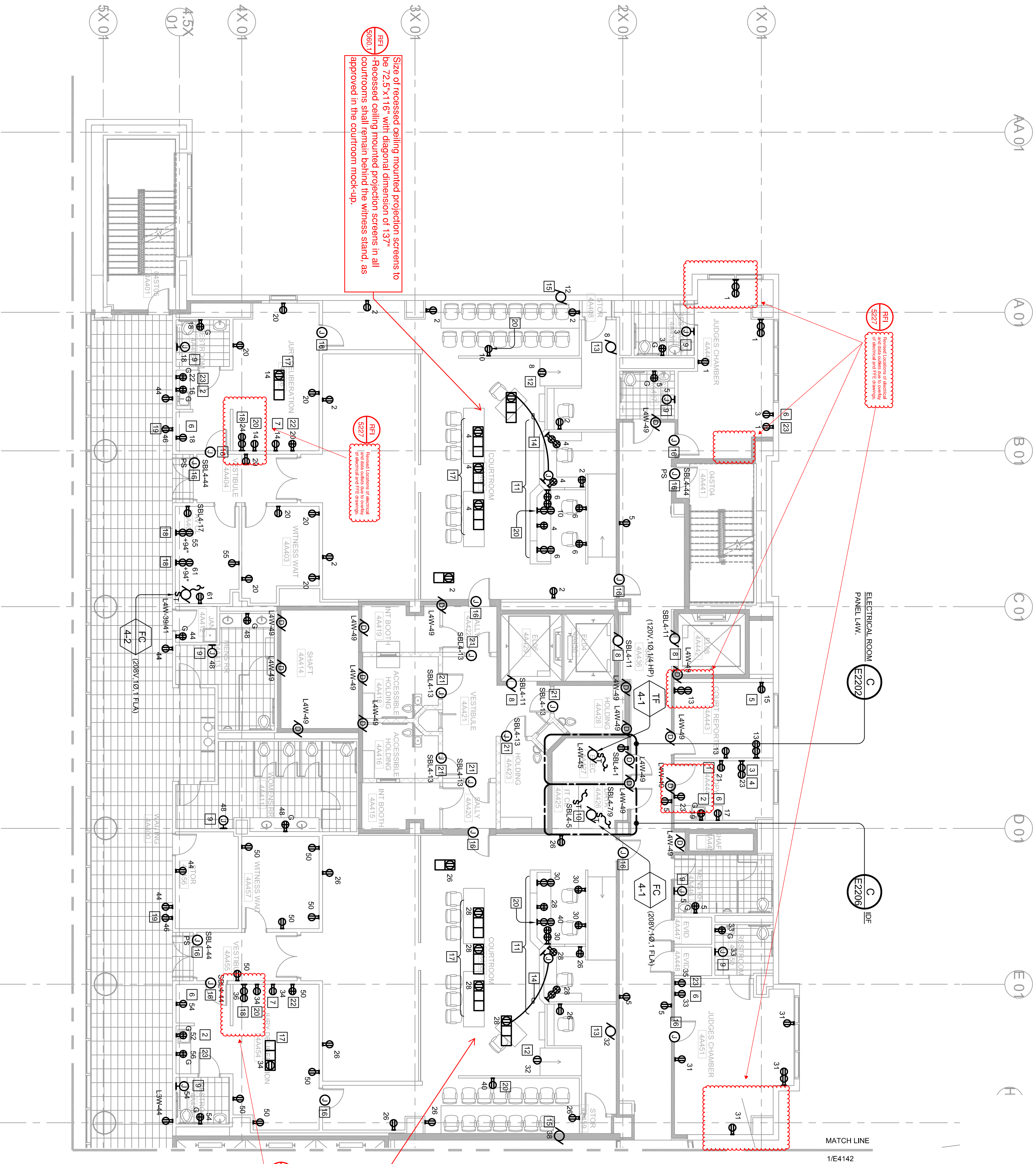


PLAN

E2134



Warning: It is a violation of the law for any person, unless acting under the direction of a licensed architect, to alter an item in any way. If an item in this document is altered, the altering architect, if other than the architect of record, shall affix to the item the seal and the notation "altered by" followed by the signature and the date of such alteration, and the specific description of the alteration.



1 LEVEL 4 POWER PLAN - AREA A  
E2141

SCALE: 1/8" = 1'-0"  
0 4 8 16

## GENERAL SHEET NOTES

1. ALL RECEPTACLES ON THIS SHEET SHALL BE FED FROM PANEL L4W-100 UNLESS OTHERWISE NOTED.
2. ALL CIRCUITS THAT FEED AV EQUIPMENT SHALL HAVE A DEDICATED NEUTRAL.
3. COORDINATE AV ROUGH-IN WITH AV DRAWINGS.

## NUMBERED SHEET NOTES

1. PROVIDE POWER FOR COFFEE.
2. PROVIDE POWER FOR COFFEE MAKER 120V/1700W.
3. PROVIDE POWER FOR FAX MACHINE.
4. PROVIDE POWER FOR SHREDDER.
5. PROVIDE POWER FOR PRINTER.
6. PROVIDE POWER FOR REFRIGERATOR - UNDERCOUNTER 115V/15A OR 20A.
7. PROVIDE POWER TO FLAT SCREEN TV.
8. PROVIDE POWER TO SMOKE GUARD. COORDINATE INTERFACE REQUIREMENTS WITH FA.
9. PROVIDE POWER TO PAPER TOWEL DISPENSER. COORDINATE EXACT LOCATION WITH ARCHITECT AND VENDOR INSTALLATION INSTRUCTIONS.
10. CONDENSATE PUMP FOR FAH COIL. 120V.
11. COORDINATE ALL DEVICE LOCATIONS WITH MILL WORK ELEVATIONS AND SHOP DRAWINGS.
12. PROVIDE POWER TO THE COURT REPORTER. COORDINATE EXACT LOCATION WITH ARCHITECT AND VENDOR INSTALLATION INSTRUCTIONS.
13. PROVIDE PROTECTION SCREEN. 120V. CONTROL SHALL BE INTEGRATED WITH AV CONTROL DISPLAY PANEL.
14. PROVIDE DIRECT CONNECTION BETWEEN COURT REPORTERS FLOOR BOX AND JUDGES DESK OUTLET.
15. PROVIDE BLINDS FOR JUDGES CHAMBER. 120V. CONTROL SHALL BE INTEGRATED WITH AV CONTROL DISPLAY PANEL.
16. PROVIDE POWER TO SMOKE GUARD. COORDINATE EXACT LOCATION WITH ARCHITECT AND VENDOR INSTALLATION INSTRUCTIONS.
17. PROVIDE POWER TO PAPER TOWEL DISPENSER. COORDINATE EXACT LOCATION WITH ARCHITECT AND VENDOR INSTALLATION INSTRUCTIONS.
18. PROVIDE POWER TO SMOKE GUARD. COORDINATE EXACT LOCATION WITH ARCHITECT AND VENDOR INSTALLATION INSTRUCTIONS.
19. PROVIDE POWER TO SMOKE GUARD. COORDINATE EXACT LOCATION WITH ARCHITECT AND VENDOR INSTALLATION INSTRUCTIONS.
20. PROVIDE POWER TO SMOKE GUARD. COORDINATE EXACT LOCATION WITH ARCHITECT AND VENDOR INSTALLATION INSTRUCTIONS.
21. PROVIDE POWER TO SMOKE GUARD. COORDINATE EXACT LOCATION WITH ARCHITECT AND VENDOR INSTALLATION INSTRUCTIONS.
22. PROVIDE POWER TO SMOKE GUARD. COORDINATE EXACT LOCATION WITH ARCHITECT AND VENDOR INSTALLATION INSTRUCTIONS.
23. PROVIDE POWER TO SMOKE GUARD. COORDINATE EXACT LOCATION WITH ARCHITECT AND VENDOR INSTALLATION INSTRUCTIONS.

## EAST COUNTY HALL OF JUSTICE

Courts Building - 5151 Gleason Dr.  
County Building - 5149 Gleason Dr.  
Dublin, CA 94568

CONTRACT ©  
FENTRESS ARCHITECTS

**FENTRESS**  
ARCHITECTS

**HENSEL PHELPS**  
Plan. Build. Manage.

CONSULTANT  
**The Engineering Enterprise**  
Consulting Engineers  
1305 SAKURA VILLAGE DRIVE # 100  
ALAMEDA, CA 94601-1122  
(415) 755-1000  
JOB #14005

**M**  
McGraw-Hill Construction  
1221 AVENUE OF THE STARS  
SUITE 500  
FORT LEE, NJ 07024  
(201) 261-1000  
www.mcgraw-hill.com



STAMP

DRAWING TITLE  
LEVEL 4 POWER PLAN - AREA A  
PROJECT # 20100014-001  
SHEET NUMBER  
E2141



Warning: It is a violation of the law for any person, unless acting under the direction of a licensed architect, to alter an item in any way. If an item in this document is altered, the altering architect, if other than the architect of record, shall affix to the item his seal and the notation "altered by" followed by the signature and the date of such alteration, and the specific description of the alteration.

1  
E2142  
LEVEL 4 POWER PLAN - AREA B  
SCALE: 1/8" = 1'-0"  
0 4 8 16



### GENERAL SHEET NOTES

1. ALL RECEPTACLES ON THIS SHEET SHALL BE FED FROM PANEL, UNLESS OTHERWISE NOTED.
2. ALL CIRCUITS THAT FEED AV EQUIPMENT SHALL HAVE A DEDICATED NEUTRAL.
3. COORDINATE AV ROUGH-IN WITH AV DRAWINGS.

### NUMBERED SHEET NOTES

1. PROVIDE POWER FOR COPPER.
2. PROVIDE POWER FOR COFFEE MAKER, 120V/170W.
3. PROVIDE POWER FOR REFRIGERATOR.
4. PROVIDE POWER TO FLAT SCREEN TV.
5. PROVIDE POWER TO SMOKE GUARD. COORDINATE INTERFACE REQUIREMENTS WITH FA.
6. PROVIDE POWER TO PAPER TOWEL DISPENSER. COORDINATE EXACT LOCATION WITH ARCHITECT AND VENDOR INSTALLATION INSTRUCTIONS.
7. CONDENSATE PUMP FOR FAN COIL, 120V.
8. COORDINATED ALL DEVICE LOCATIONS WITH MILL WORK ELEVATIONS AND SHOP DRAWINGS.
9. PROVIDE POWER TO SMOKE GUARD. COORDINATE EXACT LOCATION WITH ARCHITECT AND VENDOR INSTALLATION INSTRUCTIONS.
10. PROVIDE DIRECT CONNECTION BETWEEN COURT REPORTERS FLOOR BOX AND JUDGES DESK OUTLET.
11. PROVIDE DIRECT CONNECTION BETWEEN COURT REPORTERS FLOOR BOX AND JUDGES DESK OUTLET.
12. PROVIDE DIRECT CONNECTION BETWEEN COURT REPORTERS FLOOR BOX AND JUDGES DESK OUTLET.
13. PROVIDE DIRECT CONNECTION BETWEEN COURT REPORTERS FLOOR BOX AND JUDGES DESK OUTLET.
14. PROVIDE DIRECT CONNECTION BETWEEN COURT REPORTERS FLOOR BOX AND JUDGES DESK OUTLET.
15. PROVIDE DIRECT CONNECTION BETWEEN COURT REPORTERS FLOOR BOX AND JUDGES DESK OUTLET.
16. PROVIDE DIRECT CONNECTION BETWEEN COURT REPORTERS FLOOR BOX AND JUDGES DESK OUTLET.
17. PROVIDE DIRECT CONNECTION BETWEEN COURT REPORTERS FLOOR BOX AND JUDGES DESK OUTLET.
18. PROVIDE DIRECT CONNECTION BETWEEN COURT REPORTERS FLOOR BOX AND JUDGES DESK OUTLET.
19. PROVIDE DIRECT CONNECTION BETWEEN COURT REPORTERS FLOOR BOX AND JUDGES DESK OUTLET.
20. PROVIDE DIRECT CONNECTION BETWEEN COURT REPORTERS FLOOR BOX AND JUDGES DESK OUTLET.

## EAST COUNTY HALL OF JUSTICE

Courts Building - 5151 Gleason Dr.  
County Building - 5149 Gleason Dr.  
Dublin, CA 94568


COPYRIGHT ©  
FENTRESS ARCHITECTS

**FENTRESS**  
ARCHITECTS

**HENSEL PHELPS**  
Plan. Build. Manage.

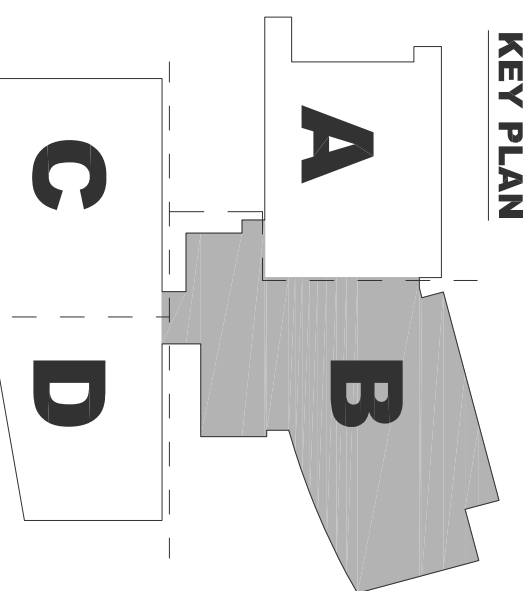
CONSULTANT  
**The Engineering Enterprise**  
Consulting Engineers  
135 SAKURA VILLAGE PKWY # 100  
AMSTERDAM, CA 94501-1122  
(916) 753-7800  
JOB #14095

**McGraw-Hill Construction**  
1221 AVENUE OF THE STARS  
SUITE 500  
FORT MYERS, FL 33902  
(813) 671-1000  
www.mcgraw-hill.com



STAMP

NO.	ISSUED FOR	DATE
1	DP-3	10/22/2014
2	50% CD	12/02/2014
5	DP-4	02/10/2015
6	DP-4-RESP-1	05/27/2015

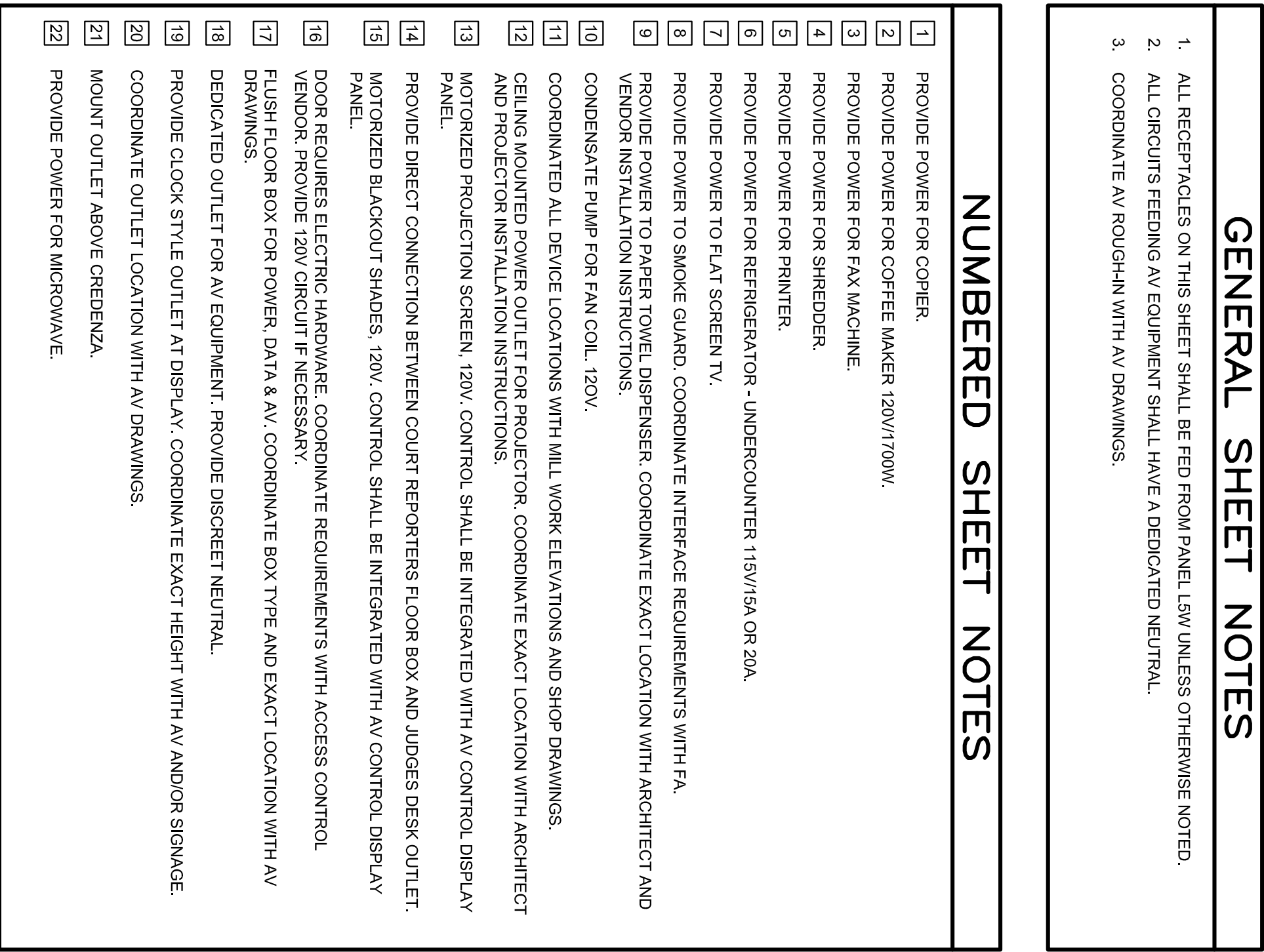


C D

E2142

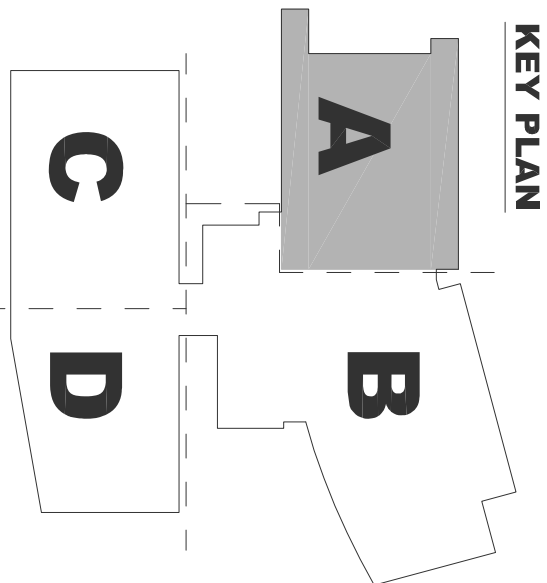
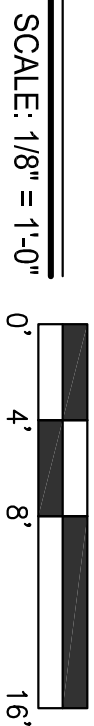
PLAN





1. ALL RECEPTACLES ON THIS SHEET SHALL BE FED FROM PANEL L5W UNLESS OTHERWISE NOTED.
2. ALL CIRCUITS FEEDING AV EQUIPMENT SHALL HAVE A DEDICATED NEUTRAL.
3. COORDINATE AV ROUGH-IN WITH AV DRAWINGS.

1	PROVIDE POWER FOR COFFER.
2	PROVIDE POWER FOR COFFEE MAKER 120V/1700W.
3	PROVIDE POWER FOR FAX MACHINE.
4	PROVIDE POWER FOR SHREDDER.
5	PROVIDE POWER FOR PRINTER.
6	PROVIDE POWER FOR REFRIGERATOR - UNDERCOUNTER 115V/15A OR 20A.
7	PROVIDE POWER TO PLAT SCREEN TV.
8	PROVIDE POWER TO SMOKE GUARD. COORDINATE INTERFACE REQUIREMENTS WITH FA.
9	PROVIDE POWER TO PAPER TOWEL DISPENSER. COORDINATE EXACT LOCATION WITH ARCHITECT AND VENDOR INSTALLATION INSTRUCTIONS.
10	CONDENSATE PUMP FOR FAN COIL. 120V.
11	COORDINATE ALL DEVICE LOCATIONS WITH ALL WORK ELEVATIONS AND SHOP DRAWINGS.
12	CEILING MOUNTED POWER OUTLET FOR PROTECTOR. COORDINATE EXACT LOCATION WITH ARCHITECT AND PROTECTOR INSTALLATION INSTRUCTIONS.
13	CEILING MOUNTED PROJECTION SCREEN. 120V. CONTROL SHALL BE INTEGRATED WITH AV CONTROL DISPLAY PANEL.
14	PROVIDE DIRECT CONNECTION BETWEEN COURT REPORTERS FLOOR BOX AND JUDGES DESK OUTLET.
15	MOTORIZED BLACKOUT SHATES. 120V. CONTROL SHALL BE INTEGRATED WITH AV CONTROL DISPLAY PANEL.
16	DOOR REQUIRES 12V ELECTRIC HARMONE. COORDINATE ELECTRICAL REQUIREMENTS WITH ACCESS CONTROL VENDOR. PROVIDE 120V CIRCUIT IF NECESSARY.
17	FLUSH FLOOR BOX FOR POWER, DATA AND AV. COORDINATE BOX TYPE AND EXACT LOCATION WITH AV DRAWINGS.
18	DEDICATED OUTLET FOR AV EQUIPMENT. PROVIDE DISCREET NEUTRAL.
19	PROVIDE CLOUD STYLE OUTLET IN DISPLAY. COORDINATE EXACT HEIGHT WITH AV AND/OR SIGNAGE.
20	COORDINATE OUTLET LOCATION WITH AV DRAWINGS.
21	MOUNT OUTLET ABOVE CREDENZA.
22	PROVIDE POWER FOR MICROWAVE.

[illegible]

Courts Building - 5151 Gleason Dr.  
County Building - 5149 Gleason Dr.  
Dublin, CA 94568

COPYRIGHT ©  
FENTRESS ARCHITECTS

**FENTRESS**  
ARCHITECTS



CONSULTANT

 **The Engineering Enterprise**  
Consulting Engineers

1305 MARINA VILLAGE PKWY # 10  
ALAMEDA, CA 94501-1122  
(510) 769-7000

JOB #14095



**Morrow-Meadows Corp.**  
ELECTRICAL CONTRACTORS AND ENGINEERS  
1050 16th Street  
San Carlos, CA 94078  
Telephone: (858) 634-0602  
Fax: (950) 634-0683  
[www.MORROW-MEADOWS.com](http://www.MORROW-MEADOWS.com)  
Lic# 9E 130913-C-93

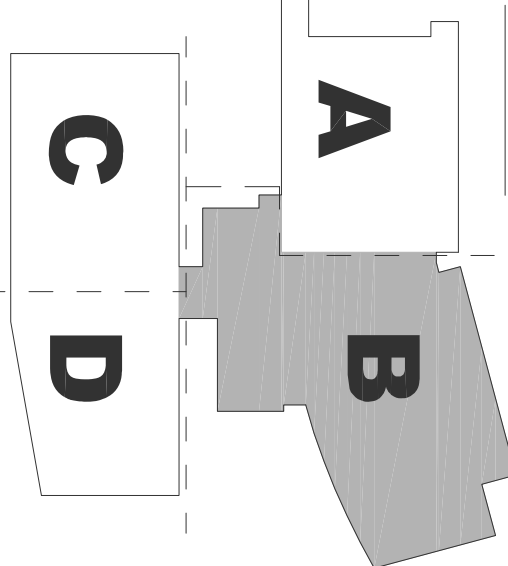


Warning: This is a violation of the law for any person, unless acting under the direction of a licensed architect, to alter or have any item in any way. If an item in this document is altered, the altering architect, if other than the architect of record, shall affix to the item the seal and the notation, "altered by" followed by the signature and the date of such alteration, and the specific description of the alteration.

1 LEVEL 5 POWER PLAN - AREA B  
E2152

SCALE: 1/8" = 1'-0"  
0' 4' 8' 16'

KEY PLAN



PLAN

# EAST COUNTY HALL OF JUSTICE

Courts Building - 5151 Gleason Dr.  
County Building - 5149 Gleason Dr.  
Dublin, CA 94568

COMPACT ©  
FENTRESS ARCHITECTS

**FENTRESS**  
ARCHITECTS  
**HENSEL PHELPS**  
Plan. Build. Manage.

CONSULTANT  
**The Engineering Enterprise**  
Consulting Engineers  
1305 MARINA VILLAGE DRIVE # 100  
ALAMAY, CA 94501-1122  
(916) 765-7800  
JOB #14095

**M**  
Morse-Meade Corp.  
10000 RIVERVIEW DRIVE  
SAN JOSE, CA 95138  
(415) 351-1000  
www.morsemeade.com  
DATE: 02/20/2015

- ### GENERAL SHEET NOTES
1. ALL RECEPTACLES ON THIS SHEET SHALL BE FED FROM PANEL, SEE UNLESS OTHERWISE NOTED.
  2. ALL CIRCUITS FOR AV EQUIPMENT SHALL HAVE A DEDICATED NEUTRAL.
  3. COORDINATE AV ROUGH-IN WITH AV DRAWINGS.

### NUMBERED SHEET NOTES

- 1 PROVIDE POWER FOR COFFEE MAKER 120V/700W.
- 2 PROVIDE POWER FOR PRINTER.
- 3 PROVIDE POWER FOR REFRIGERATOR - UNDERCOUNTER 115V/15A OR 20A.
- 4 PROVIDE POWER TO FLAT SCREEN TV.
- 5 PROVIDE POWER TO SMOKE GUARO. COORDINATE INTERFACE REQUIREMENTS WITH FA.
- 6 MOUNT OUTLET ABOVE CREDENZA.
- 7 PROVIDE POWER TO POWER TOWEL DISPENSER. COORDINATE EXACT LOCATION WITH ARCHITECT AND VENDOR INSTALLATION INSTRUCTIONS.
- 8 NOT USED.
- 9 CONDENSATE PUMP FOR FAN COIL. 120V.
- 10 COORDINATE ALL DEVICE LOCATIONS WITH MILL, WORK ELEVATIONS AND SHOP DRAWINGS.
- 11 CEILING MOUNTED POWER OUTLET FOR PROJECTOR. COORDINATE EXACT LOCATION WITH ARCHITECT AND PROJECTOR INSTALLATION INSTRUCTIONS.
- 12 MOTORIZED PROJECTION SCREEN. 120V. CONTROL SHALL BE INTEGRATED WITH AV CONTROL. DISPLAY PANEL, I/O, N.
- 13 PROVIDE DIRECT CONNECTION BETWEEN COURT REPORTERS FLOOR BOX AND JUDGES DESK OUTLET. PANEL, I/O, N.
- 14 MOTORIZED BLACKOUT SHADERS. 120V. CONTROL SHALL BE INTEGRATED WITH AV CONTROL. DISPLAY PANEL, I/O, N.
- 15 DOOR REQUIRES ELECTRIC HARDWARE. COORDINATE REQUIREMENTS WITH ACCESS CONTROL VENDOR. PROVIDE 120V CIRCUIT IF NECESSARY.
- 16 FLUSH FLOOR BOX FOR POWER, DATA & AV. COORDINATE BOX TYPE AND EXACT LOCATION WITH AV DRAWINGS.
- 17 DEDICATED OUTLET FOR AV EQUIPMENT. PROVIDE DISCREET NEUTRAL.
- 18 PROVIDE CLOAK STYLE OUTLET AT DISPLAY. COORDINATE EXACT HEIGHT WITH AV AND/OR SIGNAGE VENDOR.
- 19 DOOR REQUIRES DETENTION GRADE ELECTRIC HARDWARE. COORDINATE EXACT REQUIREMENTS WITH VENDOR.
- 20 PROVIDE POWER FOR MICROWAVE.
- 21
- 22



Size of recessed ceiling mounted projection screens to be 72.5'x11'6" with diagonal dimension of 13'7". Recessed ceiling mounted projection screens in all courtrooms shall remain behind the witness stand, as approved in the courtroom mock-up.

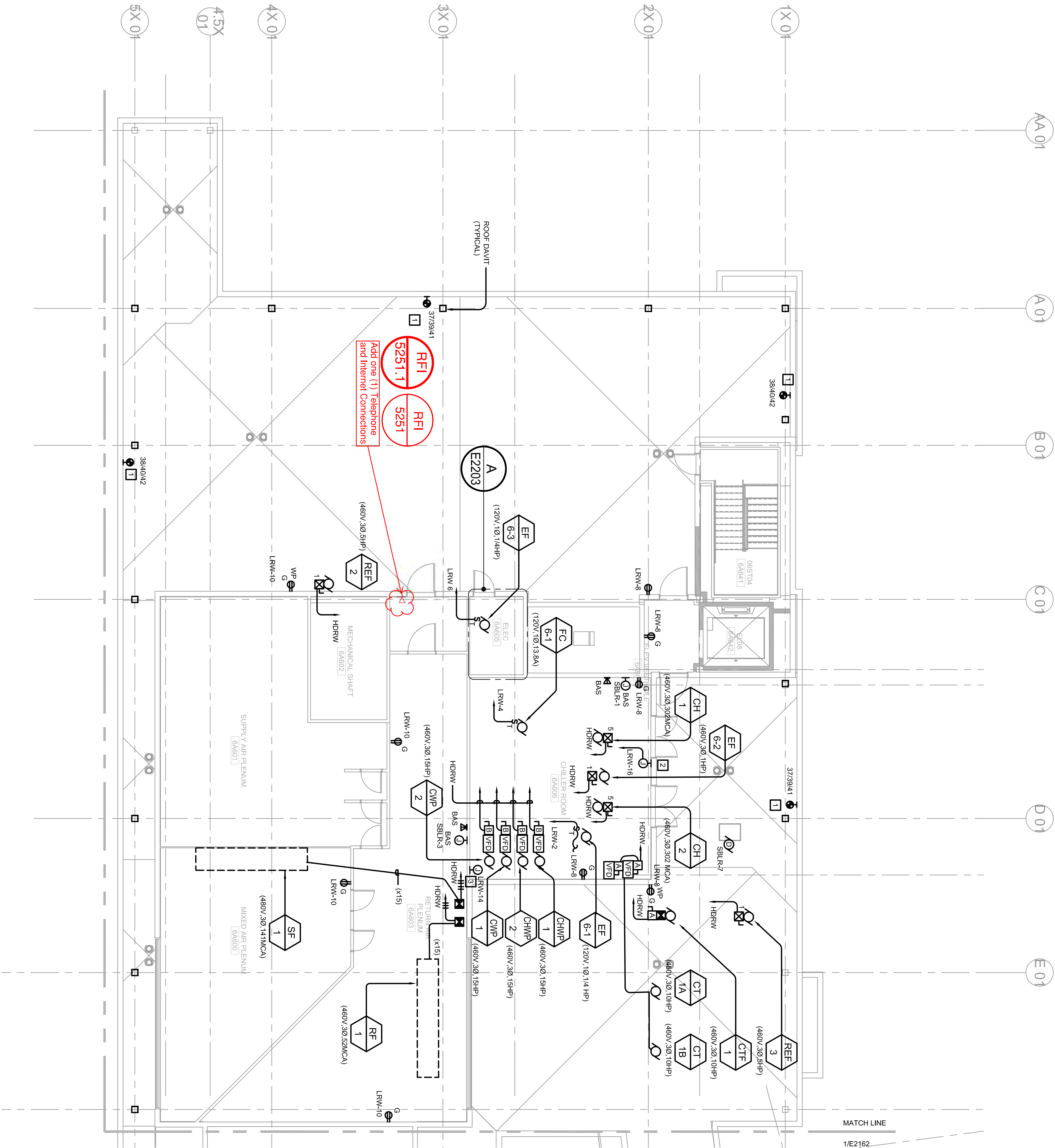
Size of recessed ceiling mounted projection screens to be 72.5'x11'6" with diagonal dimension of 13'7". Recessed ceiling mounted projection screens in all courtrooms shall remain behind the witness stand, as approved in the courtroom mock-up.

Size of recessed ceiling mounted projection screens to be 72.5'x11'6" with diagonal dimension of 13'7". Recessed ceiling mounted projection screens in all courtrooms shall remain behind the witness stand, as approved in the courtroom mock-up.

Size of recessed ceiling mounted projection screens to be 72.5'x11'6" with diagonal dimension of 13'7". Recessed ceiling mounted projection screens in all courtrooms shall remain behind the witness stand, as approved in the courtroom mock-up.

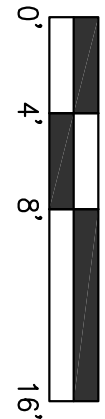


Warning: It is a violation of the law for any person, unless acting under the direction of a licensed architect, to alter or have in any way, if an item in this document is altered, the altering architect, if other than the architect of record, shall affix to the item the seal and the notation, "altered by" followed by the signature and the date of such alteration, and the specific description of the alteration.



1 ROOF LEVEL POWER PLAN - AREA A

SCALE: 1/8" = 1'-0"



GENERAL SHEET NOTES

1. REFER TO SINGLE LINE E5007 FOR WIRE SIZES U.O.N.

NUMBERED SHEET NOTES

1

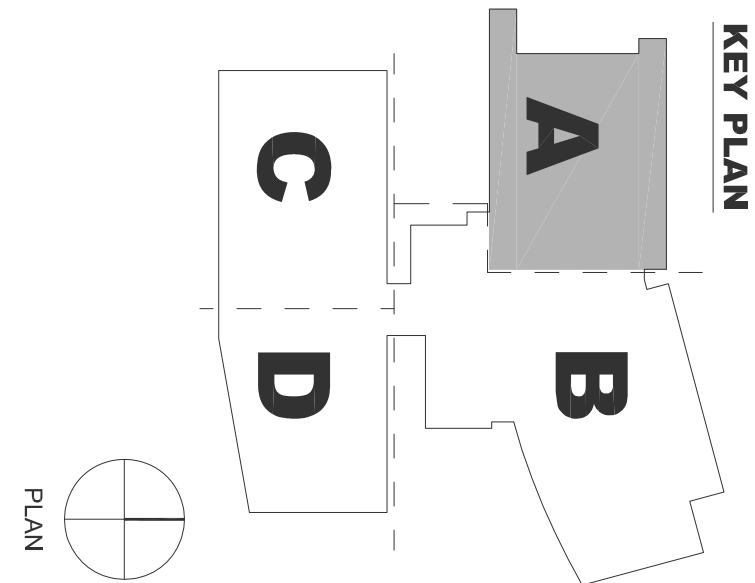
PROVIDE NEUA TWIST-LOCK 208V/PHASE/3P/4P OUTLET WITH WATER PROOF COVER, MOUNT ON PARAPET.

2

COORDINATE WITH ROOF WATER PROOFING. PROVIDE 1" C. WITH 3 #10, 1 #100.

3

PROVIDE 10A, 120V CIRCUIT FOR MISC. MECHANICAL EQUIPMENT.



PLAN

E2161

## EAST COUNTY HALL OF JUSTICE

Courts Building - 5151 Gleason Dr.  
County Building - 5149 Gleason Dr.  
Dublin, CA 94568

CONSULTANT

The Engineering Enterprise  
Consulting Engineers

1305 MARINA VILLAGE DRIVE # 100  
ALAMEDA, CA 94601-1122  
(415) 769-1900

Morse-Macdonald Corp.  
10000 SHILOH ROAD  
SAN CARLOS, CA 94582  
(925) 251-0000  
WWW.MORSEMACDONALD.COM

JOB #14095

FENTRESS ARCHITECTS

HENSEL PHELPS  
Plan. Build. Manage.

COMPANY ©  
FENTRESS ARCHITECTS

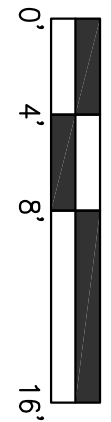


Warning: It is a violation of the law for any person, unless acting under the direction of a licensed architect, to alter in any way, or in part in this document is altered, the architect, or other than the architect of record, shall affix to the seal and the notation "altered by" followed by the signature and the date of such alteration, and the specific description of the alteration.

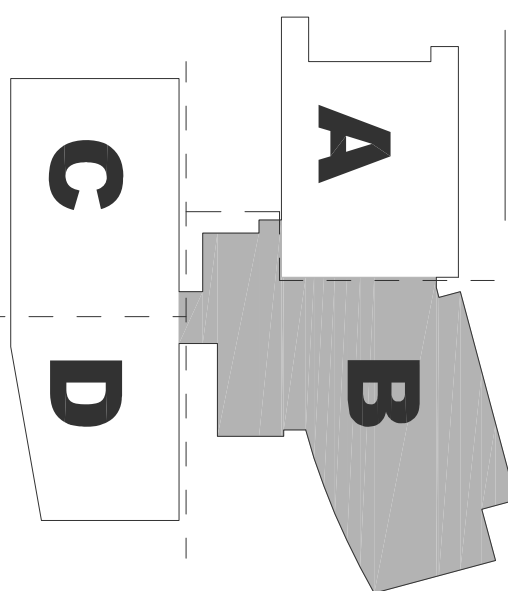


1 ROOF LEVEL POWER PLAN - AREA B

SCALE: 1/8" = 1'-0"



KEY PLAN



### GENERAL SHEET NOTES

1. REFER TO SINGLE LINE E2001 FOR WIRE SIZES, U.O.A.

### NUMBERED SHEET NOTES

1. PROVIDE NEAR TWIST-LOCK 288V/3PHASE/20AMP OUTLET WITH WATER PROOF COVER MOUNT ON PARAPET.
2. COORDINATE WITH ROOF WATER PROOFING. PROVIDE T/C WITH 3" x 10" x 1" WOOD.
3. PROVIDE 120V FOR MISC. DEVICES.

## EAST COUNTY HALL OF JUSTICE

Courts Building - 5151 Gleason Dr.  
County Building - 5149 Gleason Dr.  
Dublin, CA 94568

#### CONSULTANT



1355 MARINA VILLAGE DRIVE # 100  
ALAMEDA, CA 94601-1122  
(415) 763-1900  
FAX: (415) 763-1900  
WWW.ENGINEERINGENTERPRISE.COM



**FENTRESS**  
ARCHITECTS

**HENSEL PHELPS**  
Plan. Build. Manage.

COPYRIGHT ©  
FENTRESS ARCHITECTS

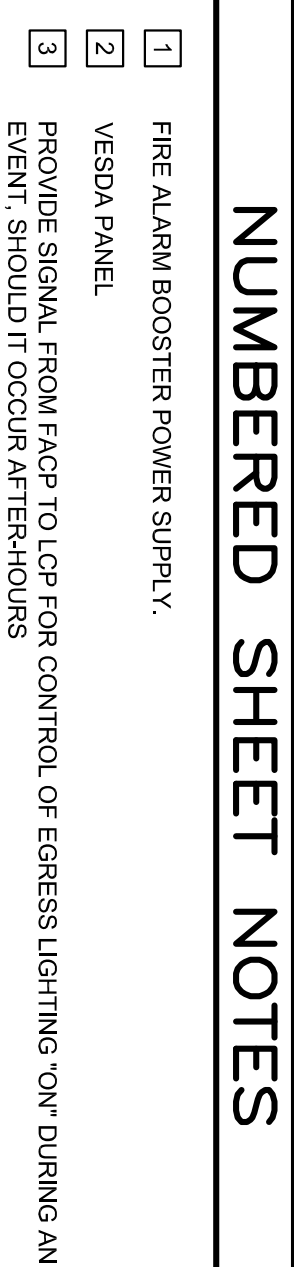


#### STAMP

NO.	ISSUED FOR	DATE
1	DP-3	10/22/2014
2	50% CD	12/02/2014
5	DP-4	02/10/2015
6	DP-4 REVP 1	05/27/2015

DRAWING TITLE  
ROOF LEVEL POWER PLAN  
- AREA B  
PROJECT # 20100014.001  
DATE 05/27/2015  
SHEET NUMBER  
**E2162**






SCALE: 1/2" = 1'-0"



NO.	ISSUED FOR	DATE
1	DP-3	10/22/2014
2	50% CD	12/02/2014
5	DP-4	02/10/2015
6	DP-4 RESP 1	05/21/2015
	DP-4 RESP 1	02/04/2016
	ADD B	


Courts Building - 5151 Gleason Dr.  
County Building - 5149 Gleason Dr.  
Dublin, CA 94568

**CONSULTANT**

 **The Engineering Enterprise**  
Consulting Engineers

1305 MARINA VILLAGE PKWY # 100  
ALAMEDA, CA 94601-1122  
(510) 769-7000

**JOB #14095**

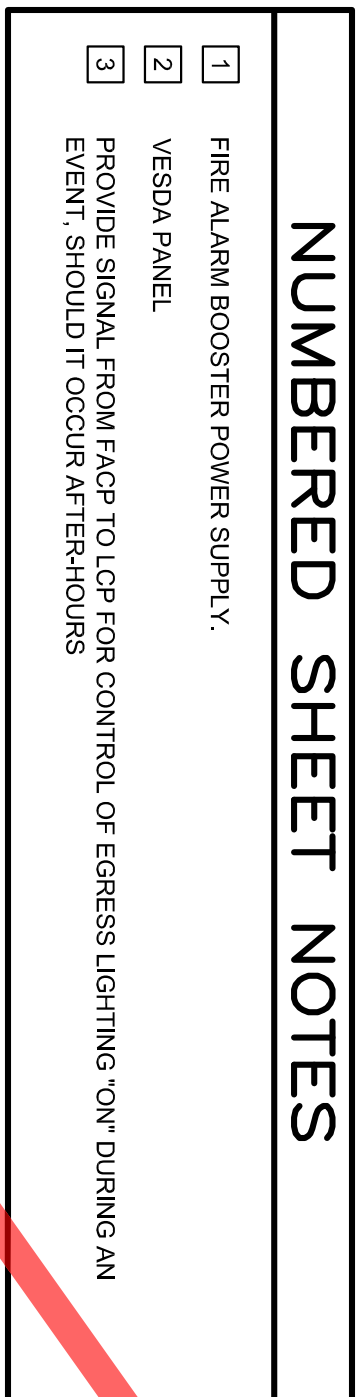
 **Morrow-Meadows Corp.**  
P.O. BOX 100  
1050 Bing Street  
San Carlos, CA 94053  
Telephone: (650) 634-6862  
Fax: (650) 634-6851  
[www.MORROW-MEADOWS.com](http://www.MORROW-MEADOWS.com)  
License #: 23081-C-10

**FENTRESS**  
ARCHITECTS


**HENSEL PHELPS**  
 Plan. Build. Manage.

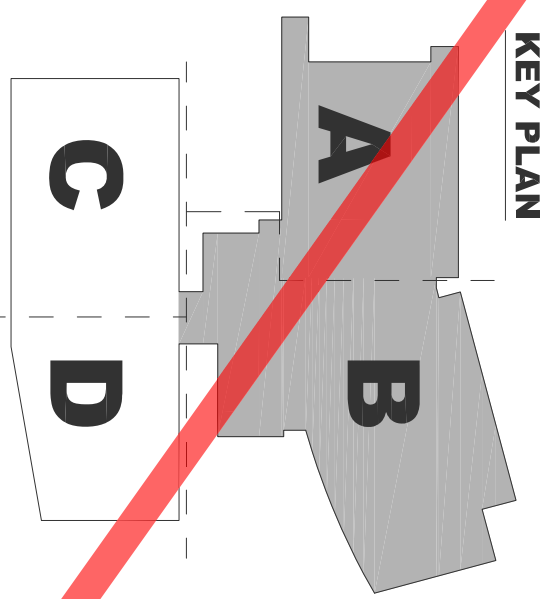

COPYRIGHT ©  
FENTRESS ARCHITECTS





# NUMBERED SHEET NOTES

- 1 FIRE ALARM BOOSTER POWER SUPPLY.
- 2 VESPA PANEL
- 3 PROVIDE SIGNAL FROM FACP TO LCP FOR CONTROL OF EGRESS LIGHTING "ON" DURING AN EVENT, SHOULD IT OCCUR AFTER-HOURS



## KEY PLAN

PLAN

~~E2201~~

DP-4 RESP 1

# EAST COUNTY HALL OF JUSTICE

Courts Building - 5151 Gleason Dr.  
County Building - 5149 Gleason Dr.  
Dublin, CA 94568



**Morrow-Meadows Corp.**  
ELECTRICAL CONTRACTORS AND DESIGNERS  
1000 King Street  
San Carlos, CA 94078  
Telephone: (650) 634-0662  
Fax: (650) 634-0663  
[www.MORROWMEADOWS.com](http://www.MORROWMEADOWS.com)  
License #: 230813-C10

1305 MARINA VILLAGE PKWY # 100  
ALAMEDA, CA 94501-1122  
(510) 766-7600








**JOB #14095**

**FENTRESS**  
ARCHITECTS



**HENSEL PHELPS**  
Plan. Build. Manage.






- SS**  
**CTS**  
**HELPS**  
e.




**HENSEL PHELPS**  
Plan. Build. Manage.

**CONSULTANT**

 **The Engineering Enterprise**  
Consulting Engineers

1305 MARINA VILLAGE PKWY # 100  
ALAMEDA, CA 94501-1122  
(510) 769-7000

**JOB #14095**

 **Morrow Meadows Corp.**  
ELECTRICAL CONTRACTORS AND ENGINEERS  
500 Ring Street  
San Carlos, CA 94777  
Telephone: (650) 634-0810  
Fax: (650) 634-0693  
[www.MORROWMEADOWS.com](http://www.MORROWMEADOWS.com)

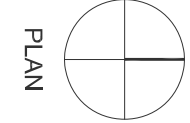
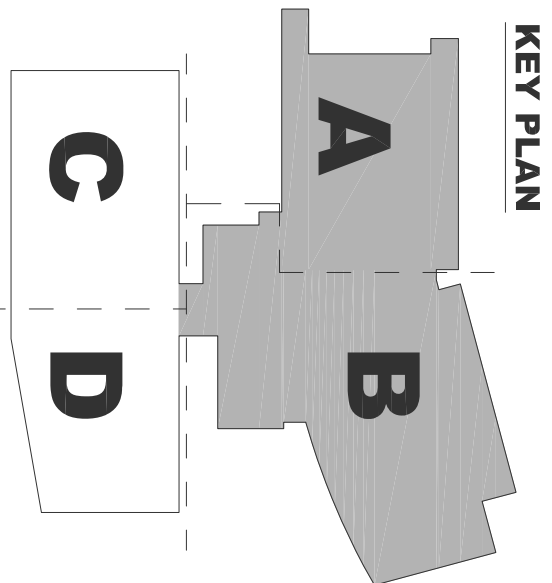
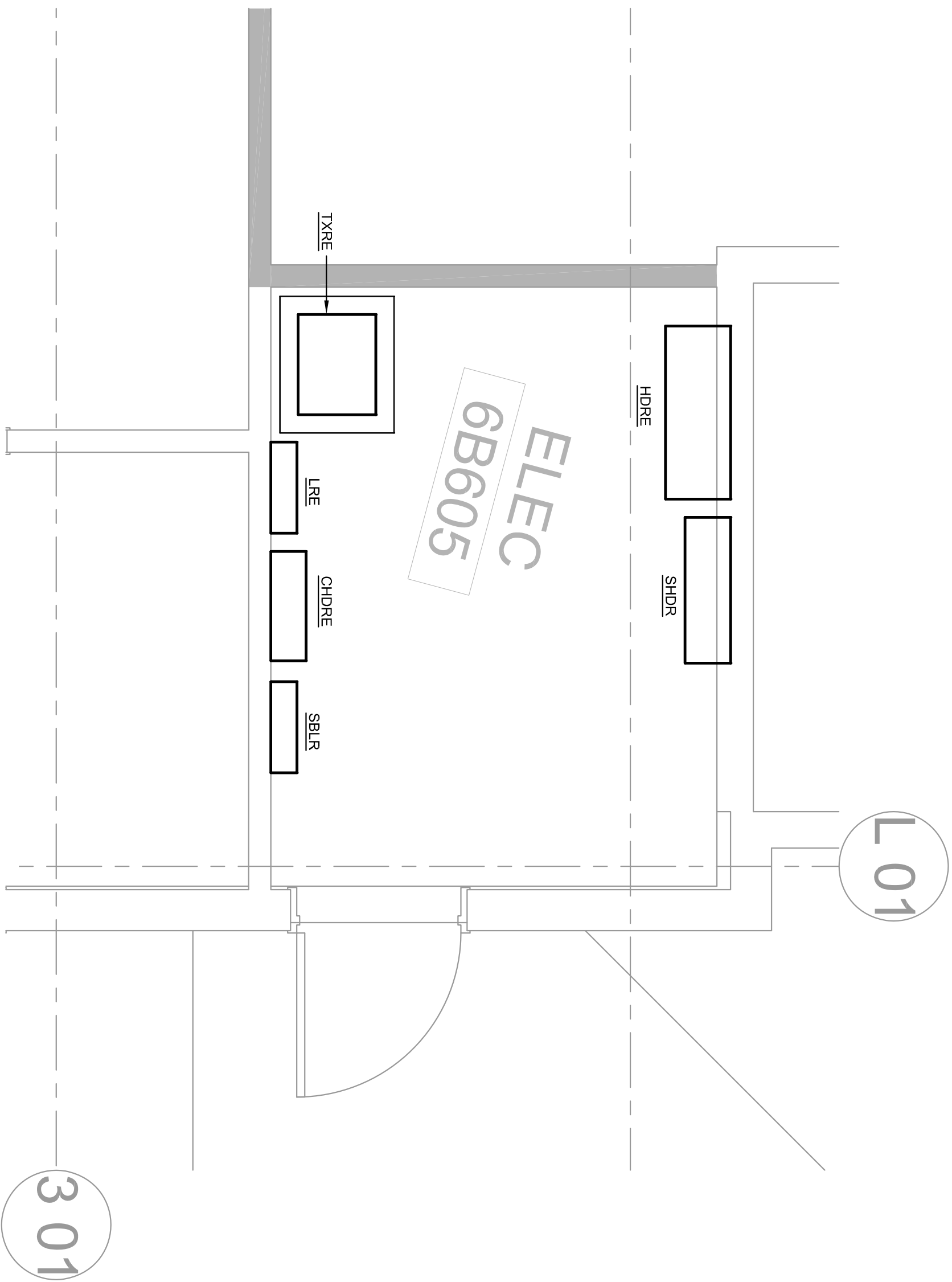
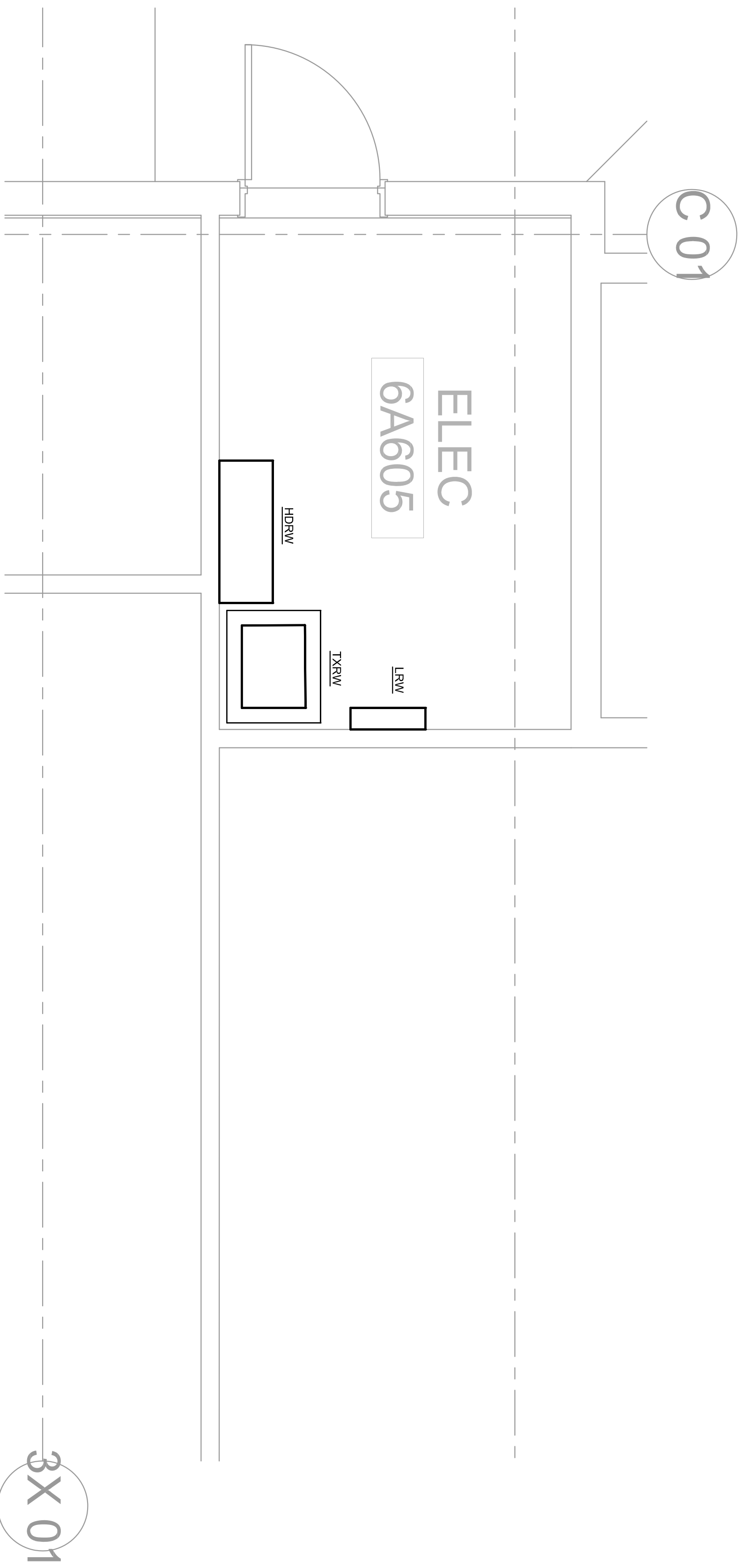
NO.	ISSUED FOR	DATE
1	DP-3	10/22/2014
2	50% CD	12/02/2014
5	DP-4	02/10/2015
6	DP-4 RESP 1	05/21/2015

DRAWING TITLE  
ENLARGED ROOM DETAILS

E2202



Warning: It is a violation of the law for any person, unless acting under the direction of a licensed architect, to affix an item to any way. If an item in this document is altered, the altering architect, if other than the architect of record, shall affix to the item his seal and the notation "altered by" followed by his signature and the date of such alteration, and the specific description of the alteration.



PLAN

## EAST COUNTY HALL OF JUSTICE

Courts Building - 5151 Gleason Dr.  
County Building - 5149 Gleason Dr.  
Dublin, CA 94568

CONSULTANT

**The Engineering Enterprise**  
Consulting Engineers

1305 SAKURA VILLAGE DRIVE # 100  
ALAMEDA, CA 94601-1122  
(415) 768-1900

JOB #14095

**McGraw-Hill Construction**  
1221 AVENUE OF THE STARS  
FLOOR 17  
NEW YORK, NY 10020  
(212) 512-2000  
WWW.MCGRAW-HILL.COM

**FENTRESS**  
ARCHITECTS

**HENSEL PHELPS**  
Plan. Build. Manage.

COPYRIGHT ©  
FENTRESS ARCHITECTS

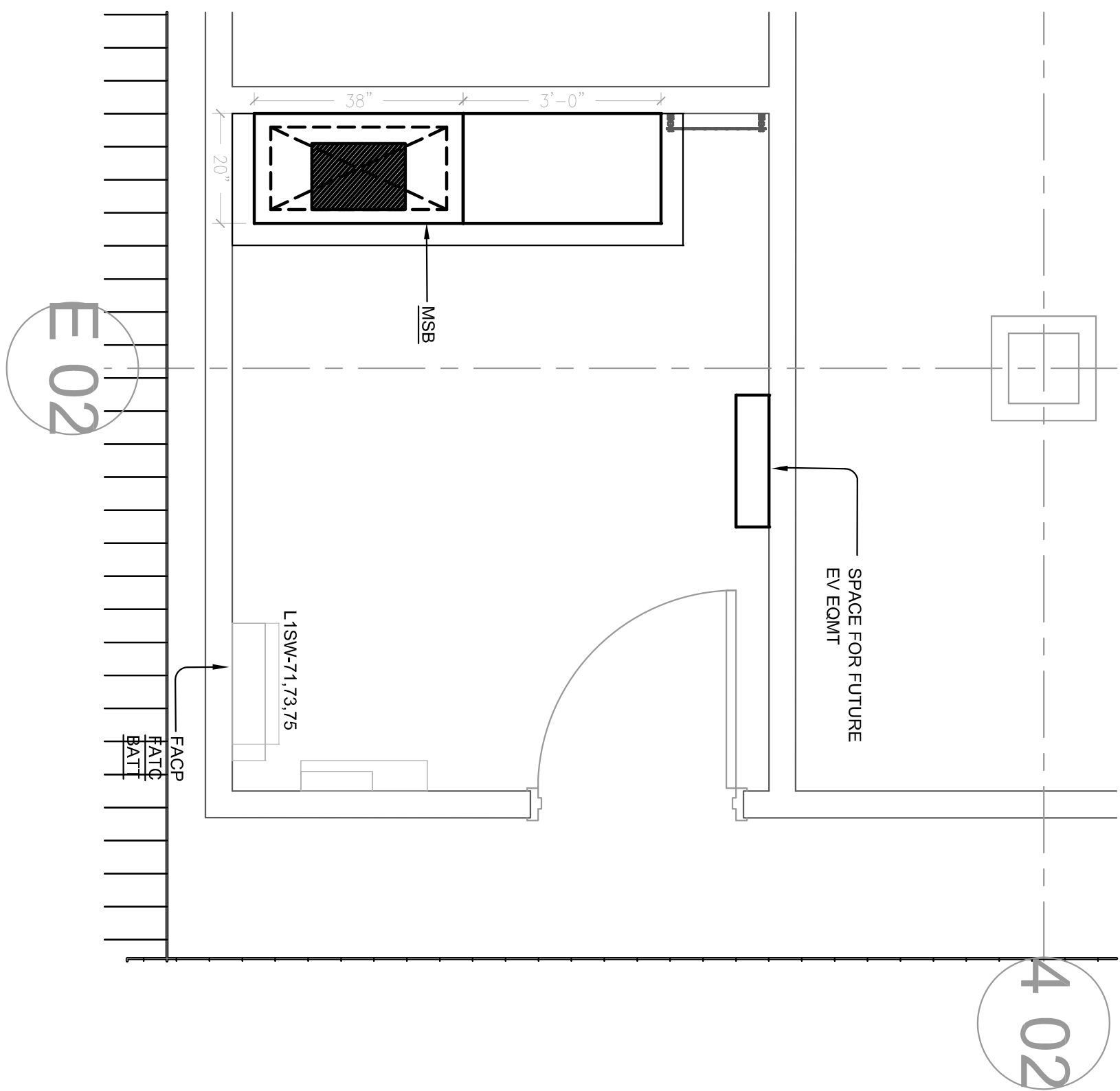
NO.	ISSUED FOR	DATE
1	DP-3	10/22/2014
2	50% CD	12/02/2014
5	DP-4	02/10/2015
6	DP-4 RESP 1	03/27/2015



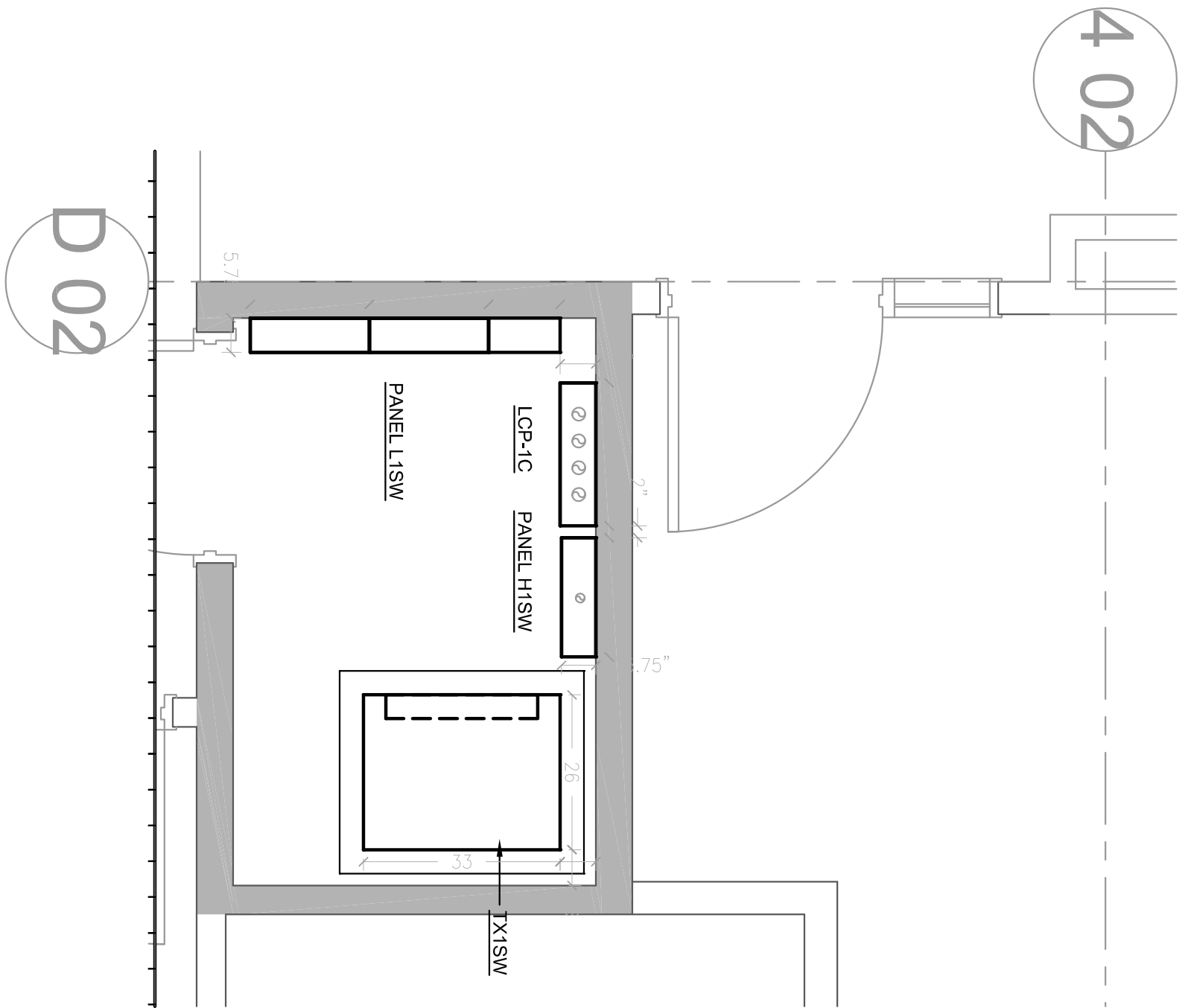
DRAWING TITLE  
ENLARGED ROOM DETAILS  
PROJECT # 20100014.001  
SHEET NUMBER  
E2203



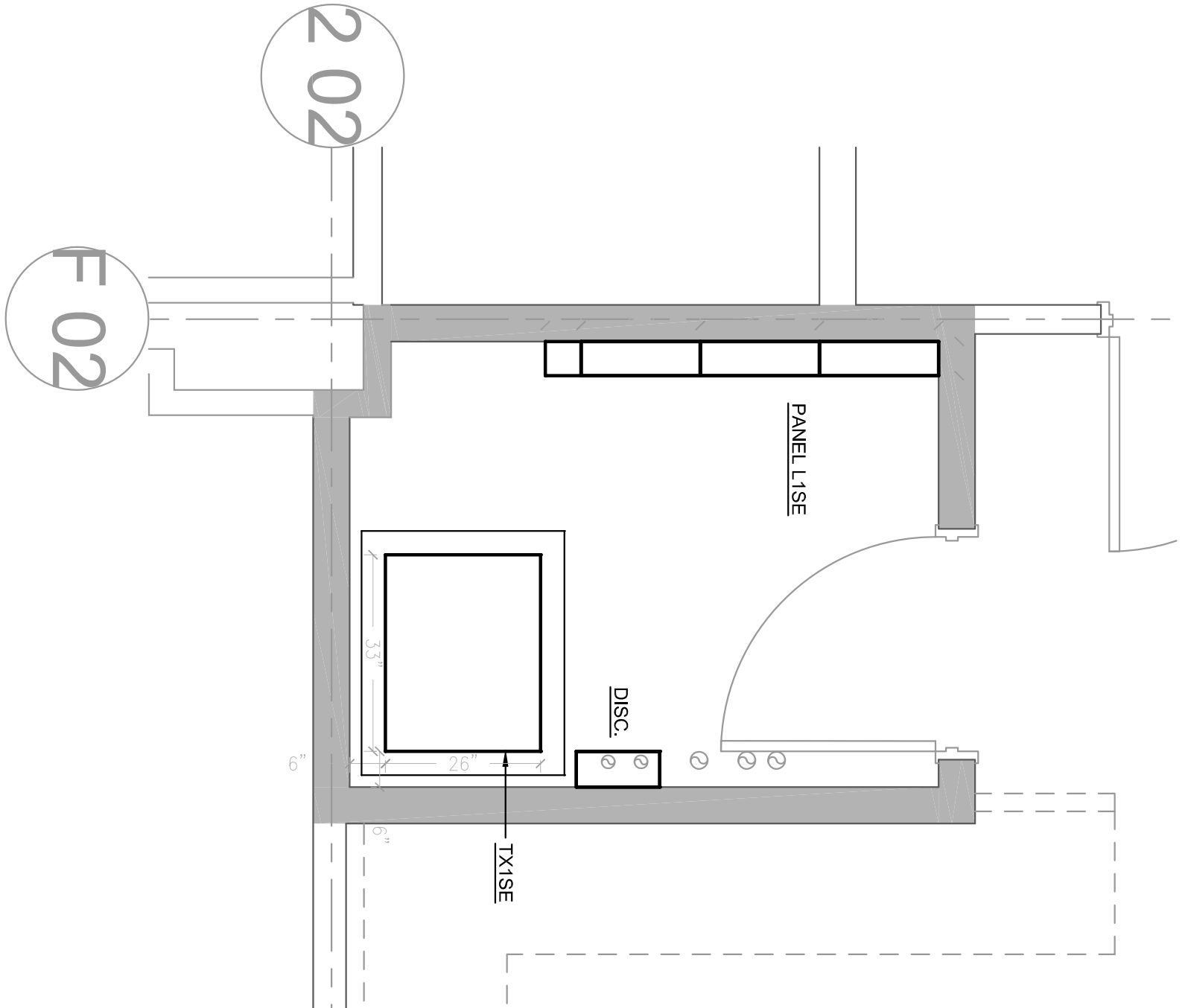
Warning: It is a violation of the law for any person, unless acting under the direction of a licensed architect, to alter an item in any way. If an item in this document is altered, the altering architect, if other than the architect of record, shall affix to the item his seal and the notation "altered by" followed by his signature and the date of such alteration, and the specific description of the alteration.



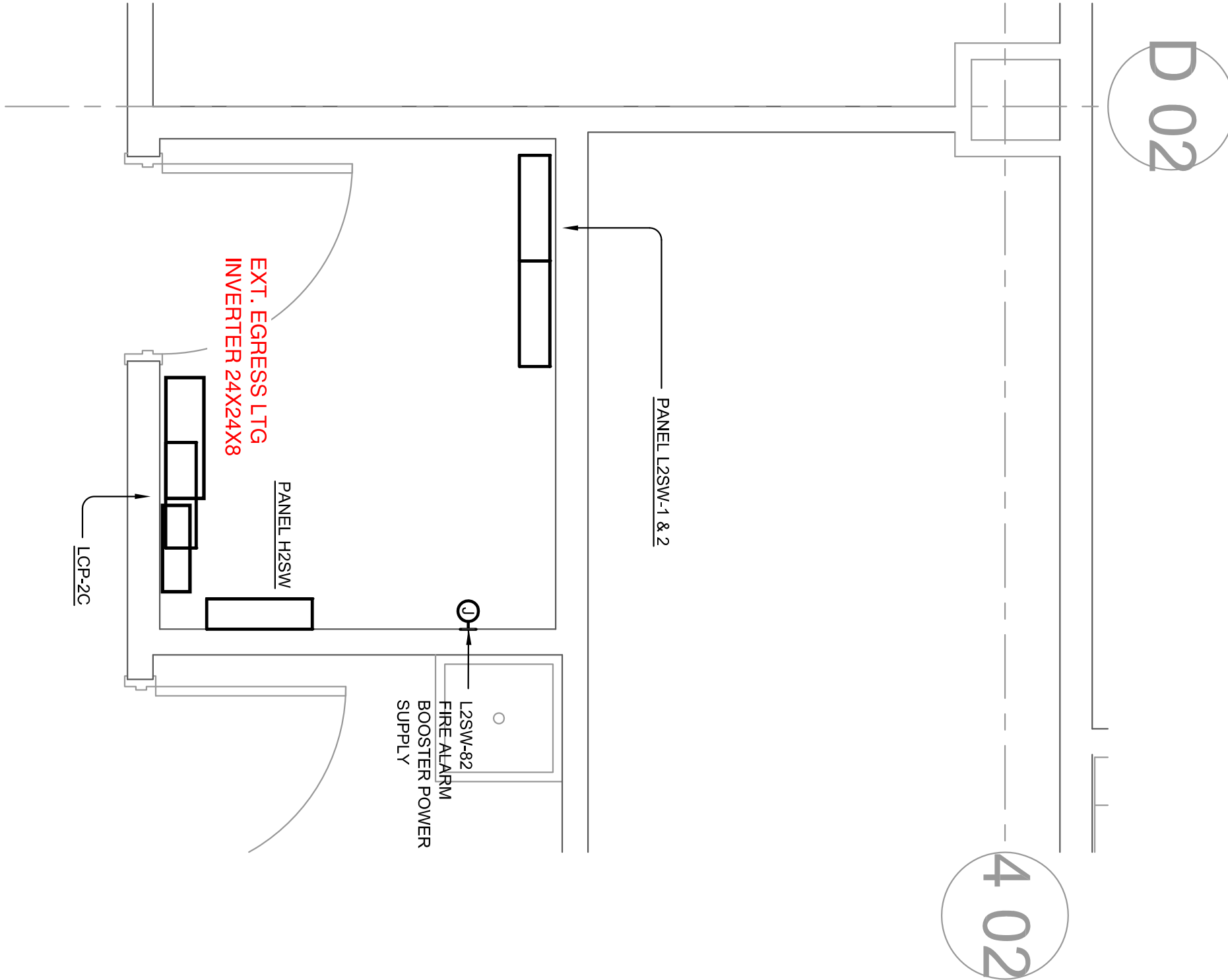
**A** COUNTY 1ST FLOOR 1C132  
**E2204** MAIN ELECTRICAL ROOM  
SCALE: 1/2" = 1'-0"



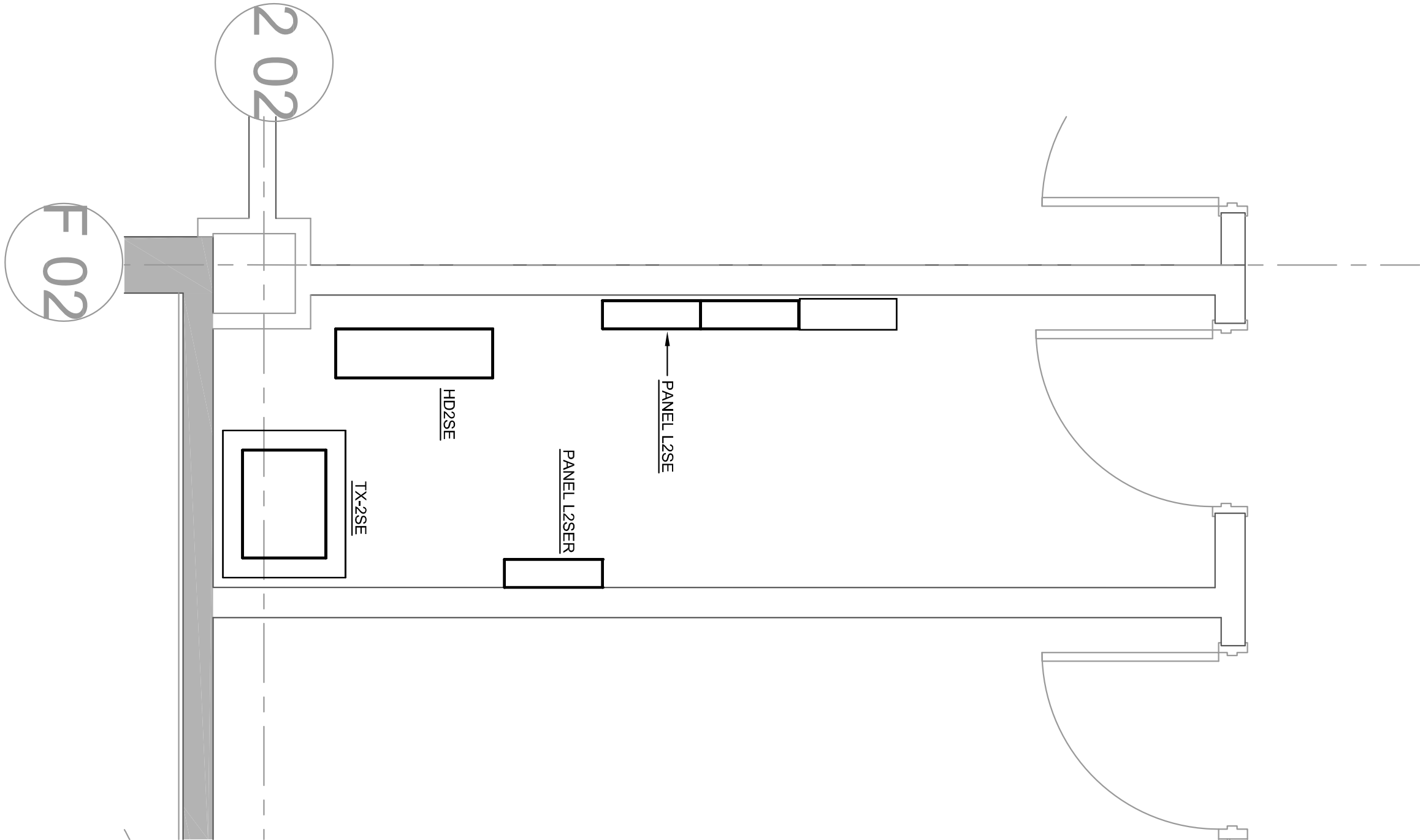
**B** COUNTY 1ST FLOOR SW 1C145  
**E2204** ELECTRICAL ROOM  
SCALE: 1/2" = 1'-0"



**C** COUNTY 1ST FLOOR SE 1D109  
**E2204** ELECTRICAL ROOM  
SCALE: 1/2" = 1'-0"

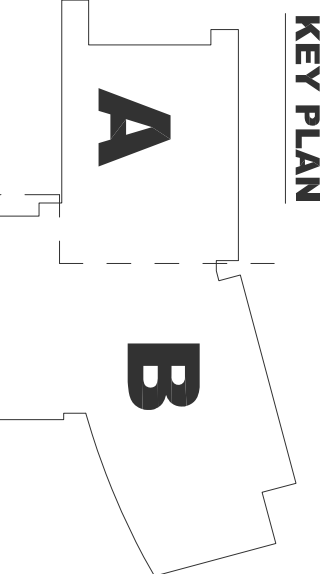


**D** COUNTY 2ND FLOOR SW 2C241  
**E2204** ELECTRICAL ROOM  
SCALE: 1/2" = 1'-0"



**E** COUNTY 2ND FLOOR SE 2D227  
**E2204** ELECTRICAL ROOM  
SCALE: 1/2" = 1'-0"

**D** NOT USED  
**E2204** SCALE: 1/2" = 1'-0"



## EAST COUNTY HALL OF JUSTICE

Courts Building - 5151 Gleason Dr.  
County Building - 5149 Gleason Dr.  
Dublin, CA 94568

CONSULTANT  
**The Engineering Enterprise**  
Consulting Engineers  
1325 SAKURA VILLAGE DRIVE # 100  
ALAMEDA, CA 94601-1122  
(415) 768-1900  
JOB #14095

**M**  
McGraw-Hill Construction  
1221 AVENUE OF THE AMERICANS  
SUITE 1000  
SAN CARLOS, CA 94582  
(925) 261-1000  
FAX: (925) 261-1001  
WWW.MCGRAW-HILL.COM

**FENTRESS**  
ARCHITECTS

**HENSEL PHELPS**  
Plan. Build. Manage.

COPYRIGHT ©  
FENTRESS ARCHITECTS

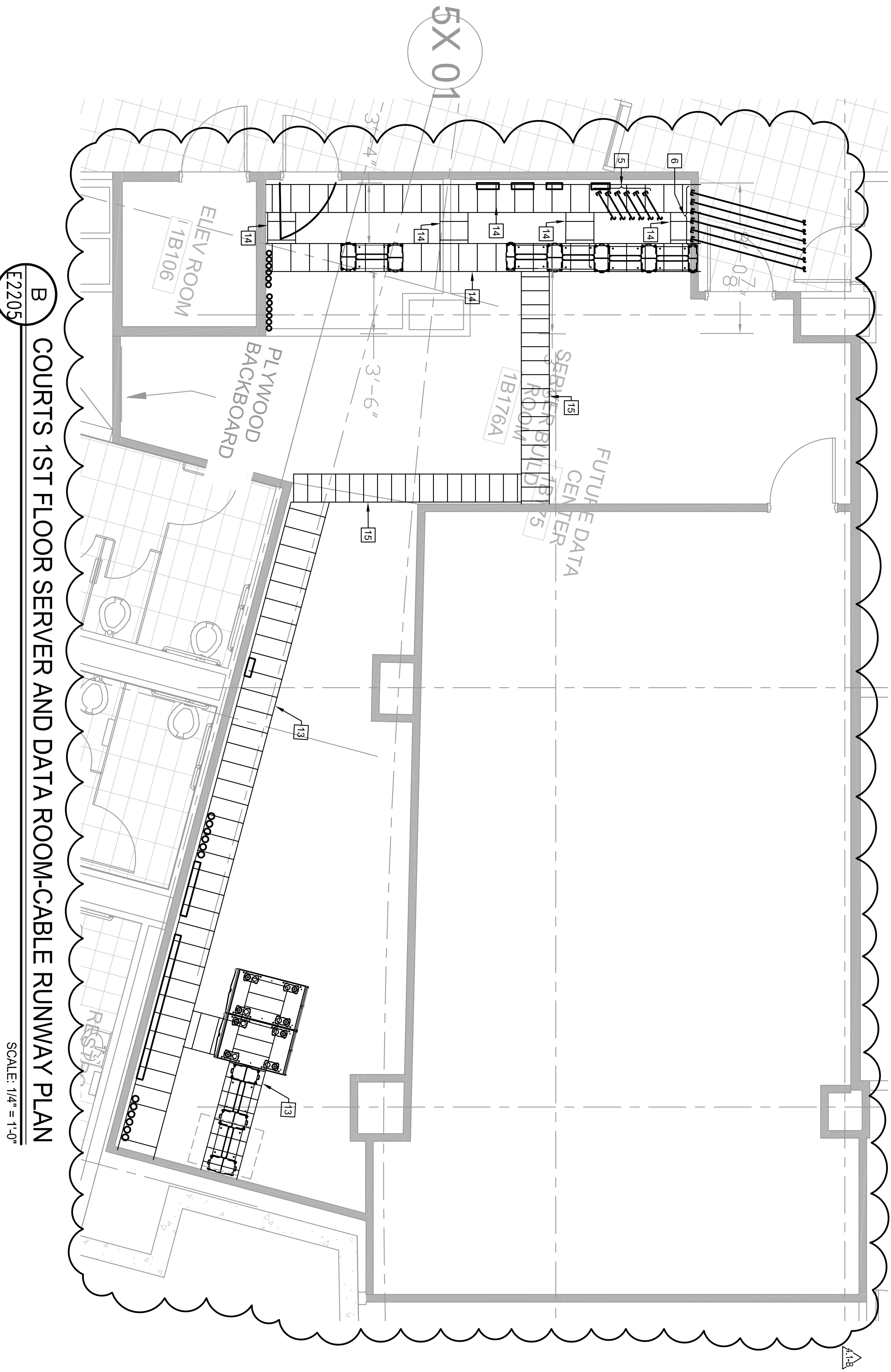
NO.	ISSUED FOR	DATE
1	DP-3	10/22/2014
2	50% CD	12/02/2014
3	DP-4	02/10/2015
4	DP-4 RESP 1	03/27/2015
5	DP-4 RESP 1	03/27/2015
6	DP-4 RESP 1	03/27/2015
7	DP-4 RESP 1	03/27/2015
8	DP-4 RESP 1	03/27/2015
9	DP-4 RESP 1	03/27/2015
10	DP-4 RESP 1	03/27/2015
11	DP-4 RESP 1	03/27/2015
12	DP-4 RESP 1	03/27/2015
13	DP-4 RESP 1	03/27/2015
14	DP-4 RESP 1	03/27/2015
15	DP-4 RESP 1	03/27/2015
16	DP-4 RESP 1	03/27/2015
17	DP-4 RESP 1	03/27/2015
18	DP-4 RESP 1	03/27/2015
19	DP-4 RESP 1	03/27/2015
20	DP-4 RESP 1	03/27/2015
21	DP-4 RESP 1	03/27/2015
22	DP-4 RESP 1	03/27/2015
23	DP-4 RESP 1	03/27/2015
24	DP-4 RESP 1	03/27/2015
25	DP-4 RESP 1	03/27/2015
26	DP-4 RESP 1	03/27/2015
27	DP-4 RESP 1	03/27/2015
28	DP-4 RESP 1	03/27/2015
29	DP-4 RESP 1	03/27/2015
30	DP-4 RESP 1	03/27/2015
31	DP-4 RESP 1	03/27/2015
32	DP-4 RESP 1	03/27/2015
33	DP-4 RESP 1	03/27/2015
34	DP-4 RESP 1	03/27/2015
35	DP-4 RESP 1	03/27/2015
36	DP-4 RESP 1	03/27/2015
37	DP-4 RESP 1	03/27/2015
38	DP-4 RESP 1	03/27/2015
39	DP-4 RESP 1	03/27/2015
40	DP-4 RESP 1	03/27/2015
41	DP-4 RESP 1	03/27/2015
42	DP-4 RESP 1	03/27/2015
43	DP-4 RESP 1	03/27/2015
44	DP-4 RESP 1	03/27/2015
45	DP-4 RESP 1	03/27/2015
46	DP-4 RESP 1	03/27/2015
47	DP-4 RESP 1	03/27/2015
48	DP-4 RESP 1	03/27/2015
49	DP-4 RESP 1	03/27/2015
50	DP-4 RESP 1	03/27/2015
51	DP-4 RESP 1	03/27/2015
52	DP-4 RESP 1	03/27/2015
53	DP-4 RESP 1	03/27/2015
54	DP-4 RESP 1	03/27/2015
55	DP-4 RESP 1	03/27/2015
56	DP-4 RESP 1	03/27/2015
57	DP-4 RESP 1	03/27/2015
58	DP-4 RESP 1	03/27/2015
59	DP-4 RESP 1	03/27/2015
60	DP-4 RESP 1	03/27/2015
61	DP-4 RESP 1	03/27/2015
62	DP-4 RESP 1	03/27/2015
63	DP-4 RESP 1	03/27/2015
64	DP-4 RESP 1	03/27/2015
65	DP-4 RESP 1	03/27/2015
66	DP-4 RESP 1	03/27/2015
67	DP-4 RESP 1	03/27/2015
68	DP-4 RESP 1	03/27/2015
69	DP-4 RESP 1	03/27/2015
70	DP-4 RESP 1	03/27/2015
71	DP-4 RESP 1	03/27/2015
72	DP-4 RESP 1	03/27/2015
73	DP-4 RESP 1	03/27/2015
74	DP-4 RESP 1	03/27/2015
75	DP-4 RESP 1	03/27/2015
76	DP-4 RESP 1	03/27/2015
77	DP-4 RESP 1	03/27/2015
78	DP-4 RESP 1	03/27/2015
79	DP-4 RESP 1	03/27/2015
80	DP-4 RESP 1	03/27/2015
81	DP-4 RESP 1	03/27/2015
82	DP-4 RESP 1	03/27/2015
83	DP-4 RESP 1	03/27/2015
84	DP-4 RESP 1	03/27/2015
85	DP-4 RESP 1	03/27/2015
86	DP-4 RESP 1	03/27/2015
87	DP-4 RESP 1	03/27/2015
88	DP-4 RESP 1	03/27/2015
89	DP-4 RESP 1	03/27/2015
90	DP-4 RESP 1	03/27/2015
91	DP-4 RESP 1	03/27/2015
92	DP-4 RESP 1	03/27/2015
93	DP-4 RESP 1	03/27/2015
94	DP-4 RESP 1	03/27/2015
95	DP-4 RESP 1	03/27/2015
96	DP-4 RESP 1	03/27/2015
97	DP-4 RESP 1	03/27/2015
98	DP-4 RESP 1	03/27/2015
99	DP-4 RESP 1	03/27/2015
100	DP-4 RESP 1	03/27/2015

PLAN

E2204



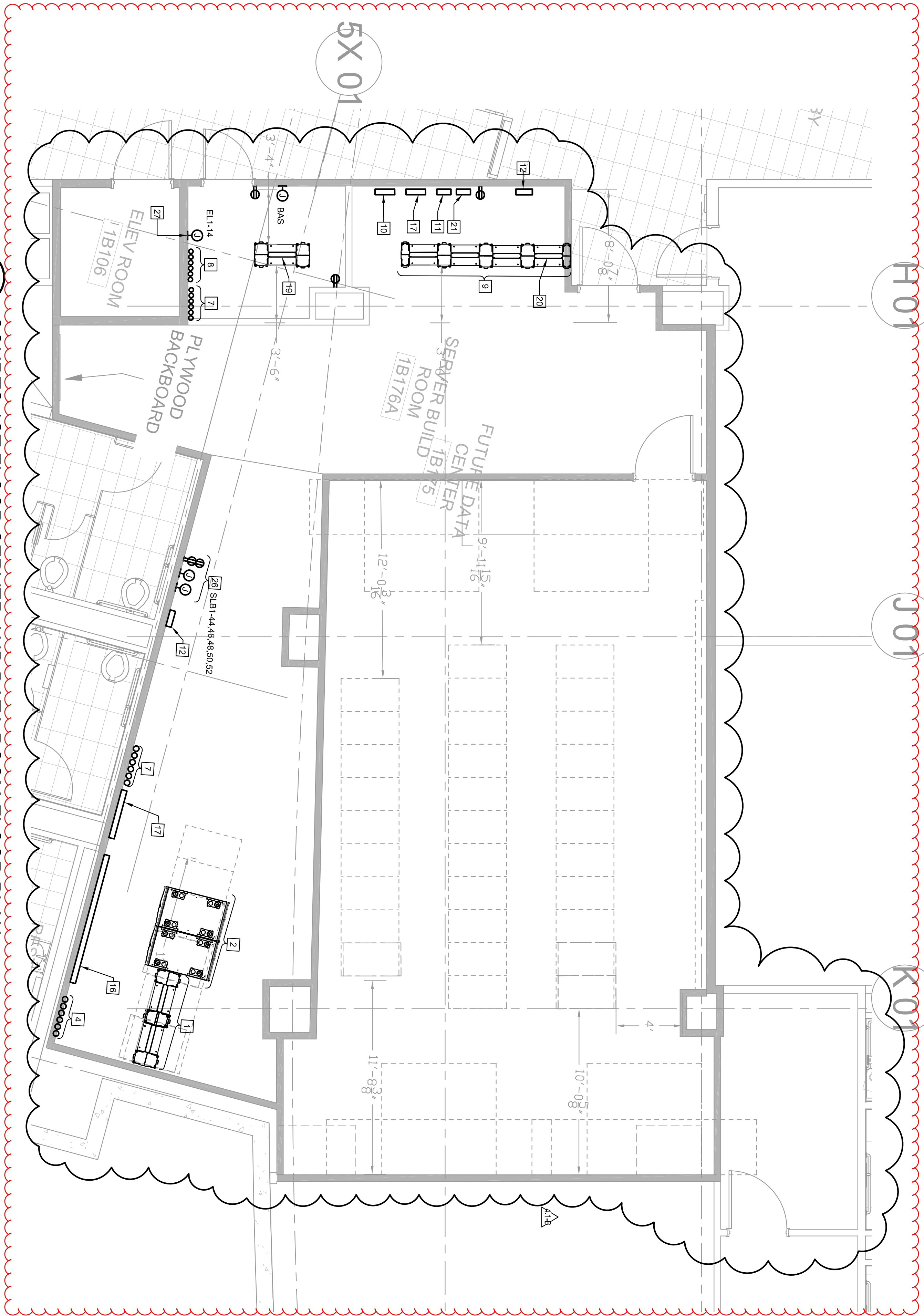
Warning: It is a violation of the law for any person, unless acting under the direction of a licensed architect, to alter or item in any way. If an item in this document is altered, it shall affix to the item the seal and the notation "altered by," followed by the signature and the date of such alteration, and the specific description of the alteration.



**B** COURTS 1ST FLOOR SERVER AND DATA ROOM-CABLE RUNWAY PLAN

E2205

SCALE: 1/4" = 1'-0"



**A** COURTS 1ST FLOOR SERVER AND DATA ROOM-FLOOR PLAN

E2205

SCALE: 1/4" = 1'-0"

RFI 15033 confirms additional electrical and plumbing items required in the Data Center


## GENERAL SHEET NOTES

1. NOT USED.

## NUMBERED SHEET NOTES

1. EQUIPMENT RACKS FOR 100' PROVIDE 10' WIRE MANAGERS BETWEEN EACH RACK AND AT THE ENDS OF RACKS.
2. SIGNALING NETWORK CABINETS, PROVIDE FRONT AND REAR LOCKABLE MESH DOORS AND SIDE PANELS. MOUNT MAIN AND MINIMUM 25' TERMINALS IN THE FRONT AND BACK OF CABINETS.
3. NOT USED.
4. 6-4" CONDUITS FROM SITE.
5. 6-4" CONDUITS TO 2ND FLOOR EAST IDF ROOM.
6. 6-4" CONDUITS TO 2ND FLOOR WEST IDF ROOM.
7. 6-4" CONDUITS BETWEEN DATA ROOM AND 1ST FLOOR IDF/SERVER CONFIGURATION ROOM.
8. 6-4" UNDERGROUND CONDUITS FROM COUNTY BUILDING.
9. EQUIPMENT RACKS FOR 1ST FLOOR DISTRIBUTION CABINETS PATCH PANELS, FIBER PANELS, AND NETWORK SWITCHES. PROVIDE 10' WIRE MANAGERS BETWEEN EACH CABINET AND 6" WIRE MANAGERS AT THE ENDS OF RACK BAY.
10. 1-100 PARS 1/2" PROTECTOR WITH FUSES FOR 100 PAIR COPPER FEED FROM COUNTY BUILDING MDP.
11. 1200 PARS, 110' TERMINATION FRAME FOR RISER CABLE TO 2-7 FLOOR IDF ROOMS.
12. TELECOM GROUND BARS AT 6" BELOW BOTTOM OF CABLE RUNWAY. 6" COPPER BUS WITH GREEN JACKET TO EACH EQUIPMENT RACK, CABLE RUNWAY, COPPER RISER, CONDUIT AND BUILDING STEEL. REFER TO TELECOMMUNICATION GROUND SINGLE LINE DRAWING.
13. 24" CABLE LADDER ABOVE RACKS AND ON PERIMETER WALL.
14. 18" CABLE LADDER ABOVE RACKS AND ON PERIMETER WALLS.
15. 18" CABLE LADDER, PROVIDE 6" CABLE RETAINING POSTS ON EACH SIDE OF CABLE LADDER EVERY 24" SPACING AND WITHIN 6" FROM ENDS AND TRANSITIONS.
16. RESERVED BACKBOARD SPACE FOR INCINERATING UTILITY SERVICES.
17. 1200 PARS FRAME FOR COPPER RISER BETWEEN 1ST FLOOR IDF ROOM AND COURTS BUILDING DATA ROOM.
18. NOT USED.
19. EQUIPMENT RACK FOR COUNTY FIBER PANEL AND NETWORK EQUIPMENT. PROVIDE 10' WIRE MANAGERS AT EACH END OF RACK.
20. TERMINATE COURT BUILDING RISER FIBER CABLE IN RACK NEXT TO WALL.
21. 110 B CORDS FOR COPPER TIE CABLE TO CAT 6 48 PORT VOICE PATCH PANELS AT EQUIPMENT RACK. PROVIDE 4 EACH 25 PAIR CABLES BETWEEN THE PATCH PANELS AND THE 110 CLOCKS. TERMINATE ONE PAIR PER PATCH PANEL PORT. PAIR 25 OF EACH CABLE WILL NOT BE USED.
22. NOT USED.
23. NOT USED.
24. NOT USED.
25. NOT USED.
26. POWER FOR SECURITY PANEL AND EQUIPMENT. COORDINATE EXACT REQUIREMENTS WITH SE CONTRACTOR.
27. AREA OF REFUGE SYSTEM PANEL.

## KEY PLAN



# EAST COUNTY HALL OF JUSTICE

Courts Building - 5151 Gleason Dr.  
County Building - 5149 Gleason Dr.  
Dublin, CA 94568

CONSULTANT

**The Engineering Enterprise**  
Consulting Engineers

1305 MARINA VILLAGE DRIVE # 100  
ALAMOSA, CA 94501-1122  
(916) 769-1800


JOB #14095

**Morse-Medeiros Corp.**  
10000 S. 100TH AVE. SUITE 100  
SAND HILL, CA 94568  
(916) 261-1000  
www.morse-medeiros.com

**FENTRESS**  
ARCHITECTS

**HENSEL PHELPS**  
Plan. Build. Manage.

COMPACT ©  
FENTRESS ARCHITECTS



NO.	ISSUED FOR	DATE
1	DP-3	10/22/2014
2	50% CD	12/02/2014
5	DP-4	02/10/2015
6	DATA RMAF	12/04/2015
DP-4 RESP 1		02/04/2016
ADD B		


DRAWING TITLE  
ENLARGED ROOM DETAILS

PROJECT # 0110014.001

SHEET NUMBER  
E2205

DP-4 RESP 1 ADD B

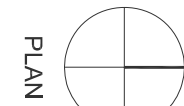




1. WIREWAY SHALL BE ALUMINUM WIREMOLD 5200 OR EQUAL, MOUNTED ABOVE CABINETS ALONG SIDE CABLE TRAY.
2. ALL DEVICES ON WIREWAY SHALL BE NEMA 12-30, 208V/208/30A, U.O.NL
3. PANEL AND CIRCUIT NUMBERS SHALL BE INDICATED BY KVOY.
4. A SEPARATE NEUTRAL AND GROUND SHALL BE PROVIDED FOR EACH PHASE A, B, C.

1	OWNER FINISHED OWNER INSTALLED 24" W X 60" H X 42" D SERVER CABINETS.
2	OWNER FINISHED OWNER INSTALLED 24" W X 60" H X 42" D NETWORK CABINETS.
3	WIRE EQUIPMENT RACKS FOR FIBER DISTRIBUTION AND 167 ROOMS INCLUDES 10"x18" W X 60" H X 42" D BUNDLED CORD RACKS.
4	6-CD CONDUITS FROM SITE.
5	6-CD CONDUITS TO 2ND FLOOR DATA ROOM.
6	6-CD CONDUITS TO 2ND FLOOR WEST TIE ROOM.
7	6-CD CONDUITS BETWEEN DATA ROOM AND 1ST FLOOR DIFFUSER CONFIGURATION ROOM.
8	6-CD UNDERGROUND CONDUITS FROM COMMUNICATION BUILDING.
9	EQUIPMENT RACKS FOR 1ST FLOOR DISTRIBUTION, CATIA PATCH PANELS, FIBER PAINES AND 167 ROOMS INCLUDES 10"x18" W X 60" H X 42" D BUNDLED CORD RACKS AND FIRE MANAGERS AT THE ENDS OF EACH ROW.
10	1/2" DIA. 11" PROTECTION WITH HOLES FOR 10 PAIR COPPER FEED FROM COUNTRY BUILDING JUNE

- |    |    |    |    |    |    |    |    |    |    |     |     |     |     |     |     |     |     |     |     |     |     |     |     |     |     |     |     |     |     |     |     |     |     |     |     |     |     |     |     |     |     |     |     |     |     |     |     |     |     |     |     |     |     |     |     |     |     |     |     |     |     |     |     |     |     |     |     |     |     |     |     |     |     |     |     |     |     |     |     |     |     |     |     |     |     |     |     |     |     |     |     |     |     |     |     |     |     |     |     |     |     |     |     |     |     |     |     |     |     |      |      |      |      |      |      |      |      |      |      |      |      |      |      |      |      |      |      |      |      |      |      |      |      |      |      |      |      |      |      |      |      |      |      |      |      |      |      |      |      |      |      |      |      |      |      |      |      |      |      |      |      |      |      |      |      |      |      |      |      |      |      |      |      |      |      |      |      |      |      |      |      |      |      |      |      |      |      |      |      |      |      |      |      |      |      |      |      |      |      |      |      |      |      |      |      |      |      |      |      |      |      |      |      |      |      |      |      |      |      |      |      |      |      |      |      |      |      |      |      |      |      |      |      |      |      |      |      |      |      |      |      |      |      |      |      |      |      |      |      |      |      |      |      |      |      |      |      |      |      |      |      |      |      |      |      |      |      |      |      |      |      |      |      |      |      |      |      |      |      |      |      |      |      |      |      |      |      |      |      |      |      |      |      |      |      |      |      |      |      |      |      |      |      |      |      |      |      |      |      |      |      |      |      |      |      |      |      |      |      |      |      |      |      |      |      |      |      |      |      |      |      |      |      |      |      |      |      |      |      |      |      |      |      |      |      |      |      |      |      |      |      |      |      |      |      |      |      |      |      |      |      |      |      |      |      |      |      |      |      |      |      |      |      |      |      |      |      |      |      |      |      |      |      |      |      |      |      |      |      |      |      |      |      |      |      |      |      |      |      |      |      |      |      |      |      |      |      |      |      |      |      |      |      |      |      |      |      |      |      |      |      |      |      |      |      |      |      |      |      |      |      |      |      |      |      |      |      |      |      |      |      |      |      |      |      |      |      |      |      |      |      |      |      |      |      |      |      |      |      |      |      |      |      |      |      |      |    |
|----|----|----|----|----|----|----|----|----|----|-----|-----|-----|-----|-----|-----|-----|-----|-----|-----|-----|-----|-----|-----|-----|-----|-----|-----|-----|-----|-----|-----|-----|-----|-----|-----|-----|-----|-----|-----|-----|-----|-----|-----|-----|-----|-----|-----|-----|-----|-----|-----|-----|-----|-----|-----|-----|-----|-----|-----|-----|-----|-----|-----|-----|-----|-----|-----|-----|-----|-----|-----|-----|-----|-----|-----|-----|-----|-----|-----|-----|-----|-----|-----|-----|-----|-----|-----|-----|-----|-----|-----|-----|-----|-----|-----|-----|-----|-----|-----|-----|-----|-----|-----|-----|-----|-----|-----|-----|-----|------|------|------|------|------|------|------|------|------|------|------|------|------|------|------|------|------|------|------|------|------|------|------|------|------|------|------|------|------|------|------|------|------|------|------|------|------|------|------|------|------|------|------|------|------|------|------|------|------|------|------|------|------|------|------|------|------|------|------|------|------|------|------|------|------|------|------|------|------|------|------|------|------|------|------|------|------|------|------|------|------|------|------|------|------|------|------|------|------|------|------|------|------|------|------|------|------|------|------|------|------|------|------|------|------|------|------|------|------|------|------|------|------|------|------|------|------|------|------|------|------|------|------|------|------|------|------|------|------|------|------|------|------|------|------|------|------|------|------|------|------|------|------|------|------|------|------|------|------|------|------|------|------|------|------|------|------|------|------|------|------|------|------|------|------|------|------|------|------|------|------|------|------|------|------|------|------|------|------|------|------|------|------|------|------|------|------|------|------|------|------|------|------|------|------|------|------|------|------|------|------|------|------|------|------|------|------|------|------|------|------|------|------|------|------|------|------|------|------|------|------|------|------|------|------|------|------|------|------|------|------|------|------|------|------|------|------|------|------|------|------|------|------|------|------|------|------|------|------|------|------|------|------|------|------|------|------|------|------|------|------|------|------|------|------|------|------|------|------|------|------|------|------|------|------|------|------|------|------|------|------|------|------|------|------|------|------|------|------|------|------|------|------|------|------|------|------|------|------|------|------|------|------|------|------|------|------|------|------|------|------|------|------|------|------|------|------|------|------|------|------|------|------|------|------|------|------|------|------|------|------|------|------|------|------|------|------|------|------|------|------|------|------|------|------|------|------|------|------|------|------|------|------|------|------|------|------|----|
| 11 | 20 | 29 | 38 | 47 | 56 | 65 | 74 | 83 | 92 | 101 | 110 | 119 | 128 | 137 | 146 | 155 | 164 | 173 | 182 | 191 | 200 | 209 | 218 | 227 | 236 | 245 | 254 | 263 | 272 | 281 | 290 | 299 | 308 | 317 | 326 | 335 | 344 | 353 | 362 | 371 | 380 | 389 | 398 | 407 | 416 | 425 | 434 | 443 | 452 | 461 | 470 | 479 | 488 | 497 | 506 | 515 | 524 | 533 | 542 | 551 | 560 | 569 | 578 | 587 | 596 | 605 | 614 | 623 | 632 | 641 | 650 | 659 | 668 | 677 | 686 | 695 | 704 | 713 | 722 | 731 | 740 | 749 | 758 | 767 | 776 | 785 | 794 | 803 | 812 | 821 | 830 | 839 | 848 | 857 | 866 | 875 | 884 | 893 | 902 | 911 | 920 | 929 | 938 | 947 | 956 | 965 | 974 | 983 | 992 | 1001 | 1010 | 1019 | 1028 | 1037 | 1046 | 1055 | 1064 | 1073 | 1082 | 1091 | 1100 | 1109 | 1118 | 1127 | 1136 | 1145 | 1154 | 1163 | 1172 | 1181 | 1190 | 1199 | 1208 | 1217 | 1226 | 1235 | 1244 | 1253 | 1262 | 1271 | 1280 | 1289 | 1298 | 1307 | 1316 | 1325 | 1334 | 1343 | 1352 | 1361 | 1370 | 1379 | 1388 | 1397 | 1406 | 1415 | 1424 | 1433 | 1442 | 1451 | 1460 | 1469 | 1478 | 1487 | 1496 | 1505 | 1514 | 1523 | 1532 | 1541 | 1550 | 1559 | 1568 | 1577 | 1586 | 1595 | 1604 | 1613 | 1622 | 1631 | 1640 | 1649 | 1658 | 1667 | 1676 | 1685 | 1694 | 1703 | 1712 | 1721 | 1730 | 1739 | 1748 | 1757 | 1766 | 1775 | 1784 | 1793 | 1802 | 1811 | 1820 | 1829 | 1838 | 1847 | 1856 | 1865 | 1874 | 1883 | 1892 | 1901 | 1910 | 1919 | 1928 | 1937 | 1946 | 1955 | 1964 | 1973 | 1982 | 1991 | 2000 | 2009 | 2018 | 2027 | 2036 | 2045 | 2054 | 2063 | 2072 | 2081 | 2090 | 2099 | 2108 | 2117 | 2126 | 2135 | 2144 | 2153 | 2162 | 2171 | 2180 | 2189 | 2198 | 2207 | 2216 | 2225 | 2234 | 2243 | 2252 | 2261 | 2270 | 2279 | 2288 | 2297 | 2306 | 2315 | 2324 | 2333 | 2342 | 2351 | 2360 | 2369 | 2378 | 2387 | 2396 | 2405 | 2414 | 2423 | 2432 | 2441 | 2450 | 2459 | 2468 | 2477 | 2486 | 2495 | 2504 | 2513 | 2522 | 2531 | 2540 | 2549 | 2558 | 2567 | 2576 | 2585 | 2594 | 2603 | 2612 | 2621 | 2630 | 2639 | 2648 | 2657 | 2666 | 2675 | 2684 | 2693 | 2702 | 2711 | 2720 | 2729 | 2738 | 2747 | 2756 | 2765 | 2774 | 2783 | 2792 | 2801 | 2810 | 2819 | 2828 | 2837 | 2846 | 2855 | 2864 | 2873 | 2882 | 2891 | 2900 | 2909 | 2918 | 2927 | 2936 | 2945 | 2954 | 2963 | 2972 | 2981 | 2990 | 2999 | 3008 | 3017 | 3026 | 3035 | 3044 | 3053 | 3062 | 3071 | 3080 | 3089 | 3098 | 3107 | 3116 | 3125 | 3134 | 3143 | 3152 | 3161 | 3170 | 3179 | 3188 | 3197 | 3206 | 3215 | 3224 | 3233 | 3242 | 3251 | 3260 | 3269 | 3278 | 3287 | 3296 | 3305 | 3314 | 3323 | 3332 | 3341 | 3350 | 3359 | 3368 | 3377 | 3386 | 3395 | 3404 | 3413 | 3422 | 3431 | 3440 | 3449 | 3458 | 3467 | 3476 | 3485 | 3494 | 3503 | 3512 | 3521 | 3530 | 3539 | 3548 | 3557 | 3566 | 3575 | 3584 | 3593 | 3602 | 3611 | 3620 | 3629 | 3638 | 3647 | 3656 | 3665 | 3674 | 3683 | 3692 | 3701 | 3710 | 3719 | 3728 | 3737 | 3746 | 3755 | 3764 | 3773 | 3782 | 3791 | 3800 | 3809 | 3818 | 3827 | 3836 | 3845 | 3854 | 3863 | 3872 | 3881 | 3890 | 3899 | 3908 | 3917 | 3926 | 3935 | 3944 | 3953 | 3962 | 3971 | 3980 | 3989 | 3998 | 4007 | 4016 | 4025 | 4034 | 4043 | 4052 | 4061 | 4070 | 4079 | 4088 | 4097 | 4106 | 4115 | 4124 | 4133 | 4142 | 4151 | 4160 | 4169 | 4178 | 4187 | 4196 | 4205 | 42 |
|----|----|----|----|----|----|----|----|----|----|-----|-----|-----|-----|-----|-----|-----|-----|-----|-----|-----|-----|-----|-----|-----|-----|-----|-----|-----|-----|-----|-----|-----|-----|-----|-----|-----|-----|-----|-----|-----|-----|-----|-----|-----|-----|-----|-----|-----|-----|-----|-----|-----|-----|-----|-----|-----|-----|-----|-----|-----|-----|-----|-----|-----|-----|-----|-----|-----|-----|-----|-----|-----|-----|-----|-----|-----|-----|-----|-----|-----|-----|-----|-----|-----|-----|-----|-----|-----|-----|-----|-----|-----|-----|-----|-----|-----|-----|-----|-----|-----|-----|-----|-----|-----|-----|-----|-----|-----|-----|------|------|------|------|------|------|------|------|------|------|------|------|------|------|------|------|------|------|------|------|------|------|------|------|------|------|------|------|------|------|------|------|------|------|------|------|------|------|------|------|------|------|------|------|------|------|------|------|------|------|------|------|------|------|------|------|------|------|------|------|------|------|------|------|------|------|------|------|------|------|------|------|------|------|------|------|------|------|------|------|------|------|------|------|------|------|------|------|------|------|------|------|------|------|------|------|------|------|------|------|------|------|------|------|------|------|------|------|------|------|------|------|------|------|------|------|------|------|------|------|------|------|------|------|------|------|------|------|------|------|------|------|------|------|------|------|------|------|------|------|------|------|------|------|------|------|------|------|------|------|------|------|------|------|------|------|------|------|------|------|------|------|------|------|------|------|------|------|------|------|------|------|------|------|------|------|------|------|------|------|------|------|------|------|------|------|------|------|------|------|------|------|------|------|------|------|------|------|------|------|------|------|------|------|------|------|------|------|------|------|------|------|------|------|------|------|------|------|------|------|------|------|------|------|------|------|------|------|------|------|------|------|------|------|------|------|------|------|------|------|------|------|------|------|------|------|------|------|------|------|------|------|------|------|------|------|------|------|------|------|------|------|------|------|------|------|------|------|------|------|------|------|------|------|------|------|------|------|------|------|------|------|------|------|------|------|------|------|------|------|------|------|------|------|------|------|------|------|------|------|------|------|------|------|------|------|------|------|------|------|------|------|------|------|------|------|------|------|------|------|------|------|------|------|------|------|------|------|------|------|------|------|------|------|------|------|------|------|------|------|------|------|------|------|------|------|------|------|------|------|------|------|------|------|------|------|------|----|



NO.	ISSUED FOR	DATE
1	DP-3	10/22/2014
2	50% CD	12/02/2014
5	DP-4	02/10/2015
6	DP-4 RESP 1	05/21/2015



**Morrow-Meadows Corp.**  
ELECTRICAL CONTRACTORS AND ENGINEERS  
1050 Ding Street  
San Carlos, CA 94080  
Telephone: (908) 634-0882  
Fax: (950) 634-0883  
[www.MORROWMEADOWS.com](http://www.MORROWMEADOWS.com)  
License No: C26913-C93

**FENTRESS**  
ARCHITECTS

 **HENSEL PHELPS**  
Plan. Build. Manage.

COPYRIGHT ©  
FENTRESS ARCHITECTS

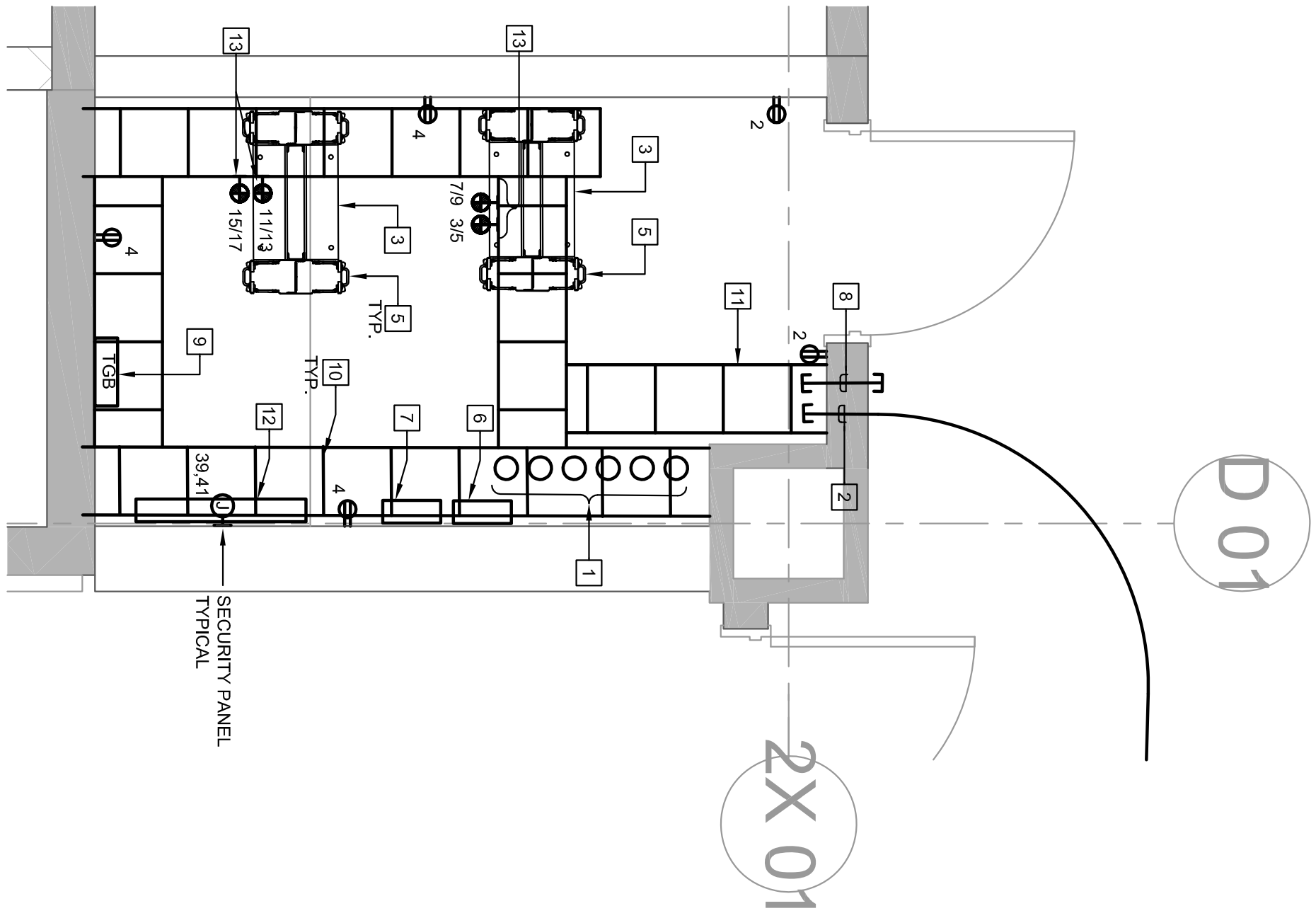
Courts Building - 5151 Gleason Dr.  
County Building - 5149 Gleason Dr.  
Dublin, CA 94568



Warning: This is a violation of the law for any person unless acting under the direction of a licensed architect, to alter an item in any way. If an item in this document is altered, the altering architect, if other than the architect of record, shall affix to the seal and the notation "altered by" followed by the signature and the date of such alteration, and the specific description of the alteration.

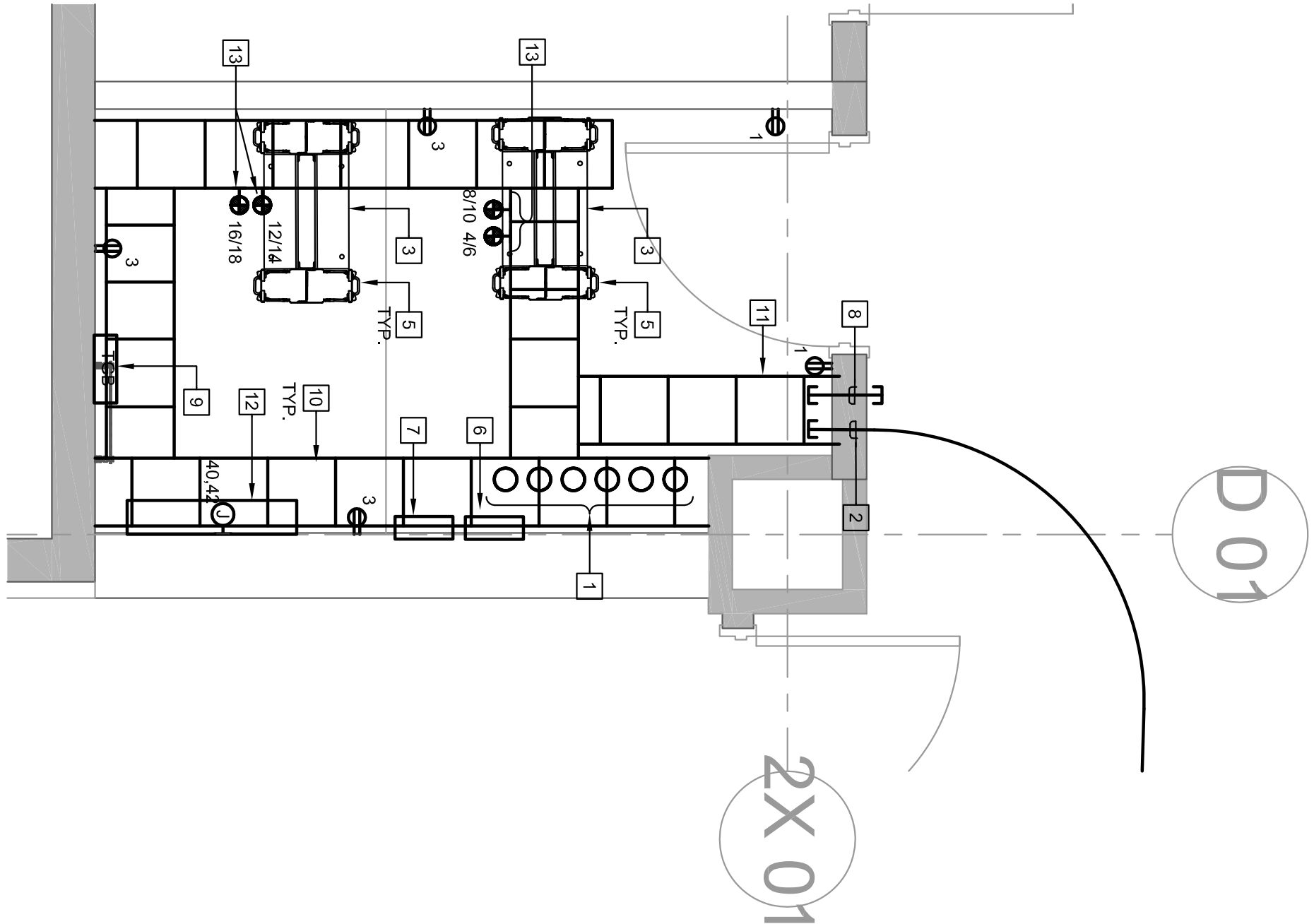
NUMBERED SHEET NOTES	
1	4" RISER CONDUIT
2	24" TC CONDUIT TO EAST OF ROOM
3	18" EQUIPMENT RACK, TYPICAL
4	10"X64"X11"TD VERTICAL CABLE MANAGER BETWEEN EACH EQUIPMENT RACK
5	6"X36"X14"TD VERTICAL CABLE MANAGER AT THE ENDS OF EACH EQUIPMENT RACK GROUP
6	300 PAIR, 110 TERMINATION FRAME FOR COPPER RISER CABLE
7	300 PAIR, 110 TERMINATION FRAME FOR TELEPHONE THE CABLES TO EQUIPMENT RACK
8	THREE GANGED 4" E2474TH FINE DATED SLEEVES ABOVE CEILING
9	TELECOM GROUND BAR AT 8" BELOW BOTTOM OF CABLE RUNWAY, #6 COPPER BUS WITH GREEN JACKET TO EACH EQUIPMENT RACK, CABLE RUNWAY, COPPER RISER, CONDUIT AND BUILDING STEEL. REFER TO TELECOMMUNICATION GROUND SINGLE LINE DRAWINGS.
10	12" CABLE LADDER ABOVE EQUIPMENT RACKS, SUPPORT WITH ANGLE BRACKETS AT PL WOOD AND/OR WHENEVER CABLE LEAVES CABLE LADDER INTO EQUIPMENT RACKS AND/OR TERMINATIONS IN BACKROOMS
11	PROVIDE 12" CABLE LADDER BEYOND THE COLUMN NEXT TO LADDER AROUND PERIMETER OF ROOM
12	SECURITY ALARM PANEL, COORDINATE EXACT LOCATION WITH SEC CONTRACTOR
13	PROVIDE NEUA LS-30R, 288V/102 MOUNT OWNER'S CABLE TRAY ABOVE RACK
14	PROVIDE 120V CIRCUIT FOR PAGING SYSTEM AMPLIFIER, COORDINATE LOCATION WITH AV DRAWINGS

GENERAL SHEET NOTES	
1.	PROVIDE 1/2" PL WOOD BACKBOARDS AROUND ALL PERIMETER WALLS OF THE IDF AND IDF ROOMS. COATS OF FIRE RATED PAINT SHALL BE APPLIED TO COORDINATE WITH THE FIRE RATED PAINT SYSTEM SHOWING ON BOARDS OF 1 1/2" WOOD.
2.	PROVIDE DEDICATED NEUTRAL FOR ALL DATA DEVICES.



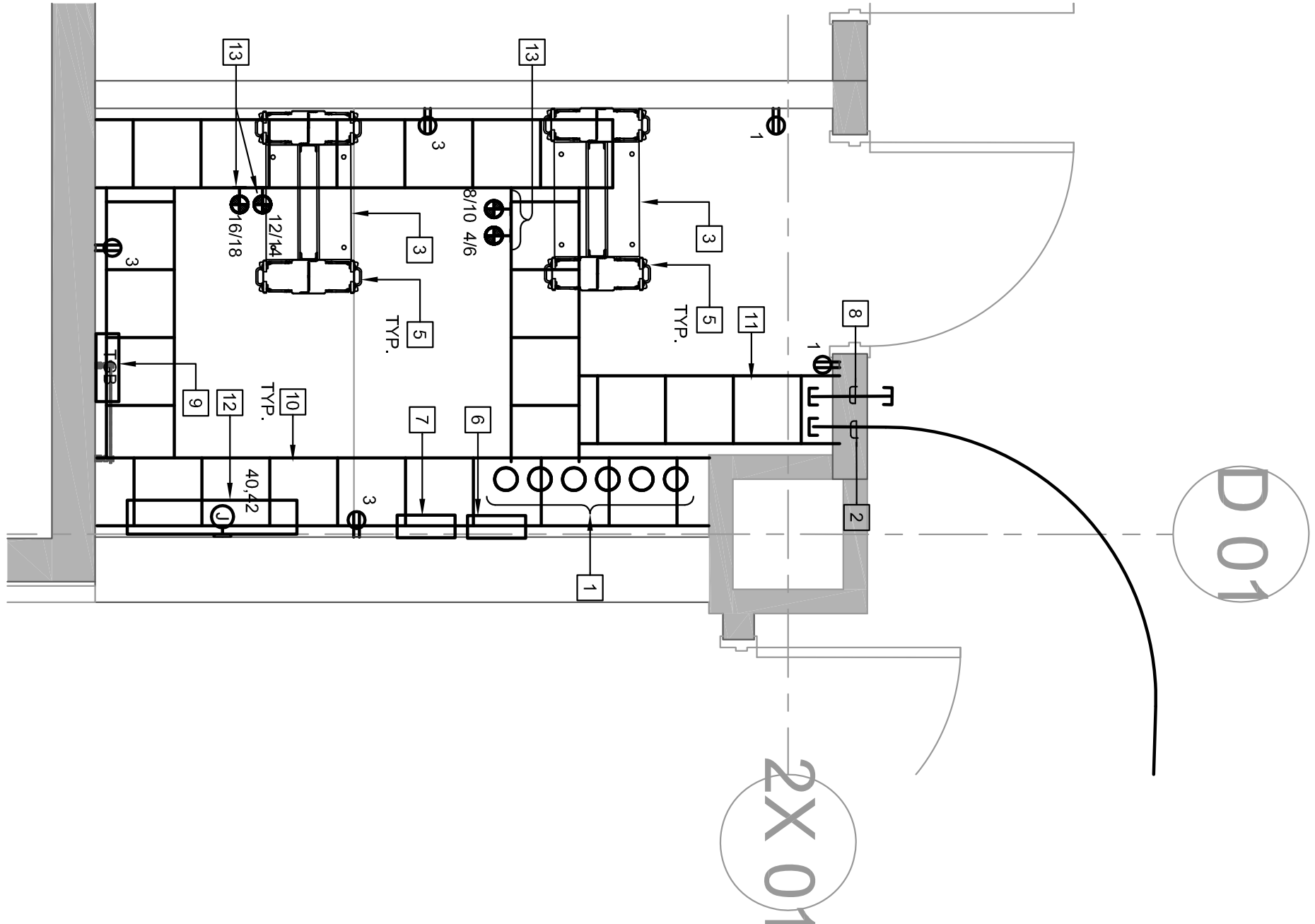
NOTES: 1. ALL CIRCUITS SHALL BE FED FROM PANEL SBL2, U.O.N.

**A** COURTS 2ND FLOOR WEST  
E2206 DATA TELECOM RM 2A228 SCALE: 1/2" = 1'-0"



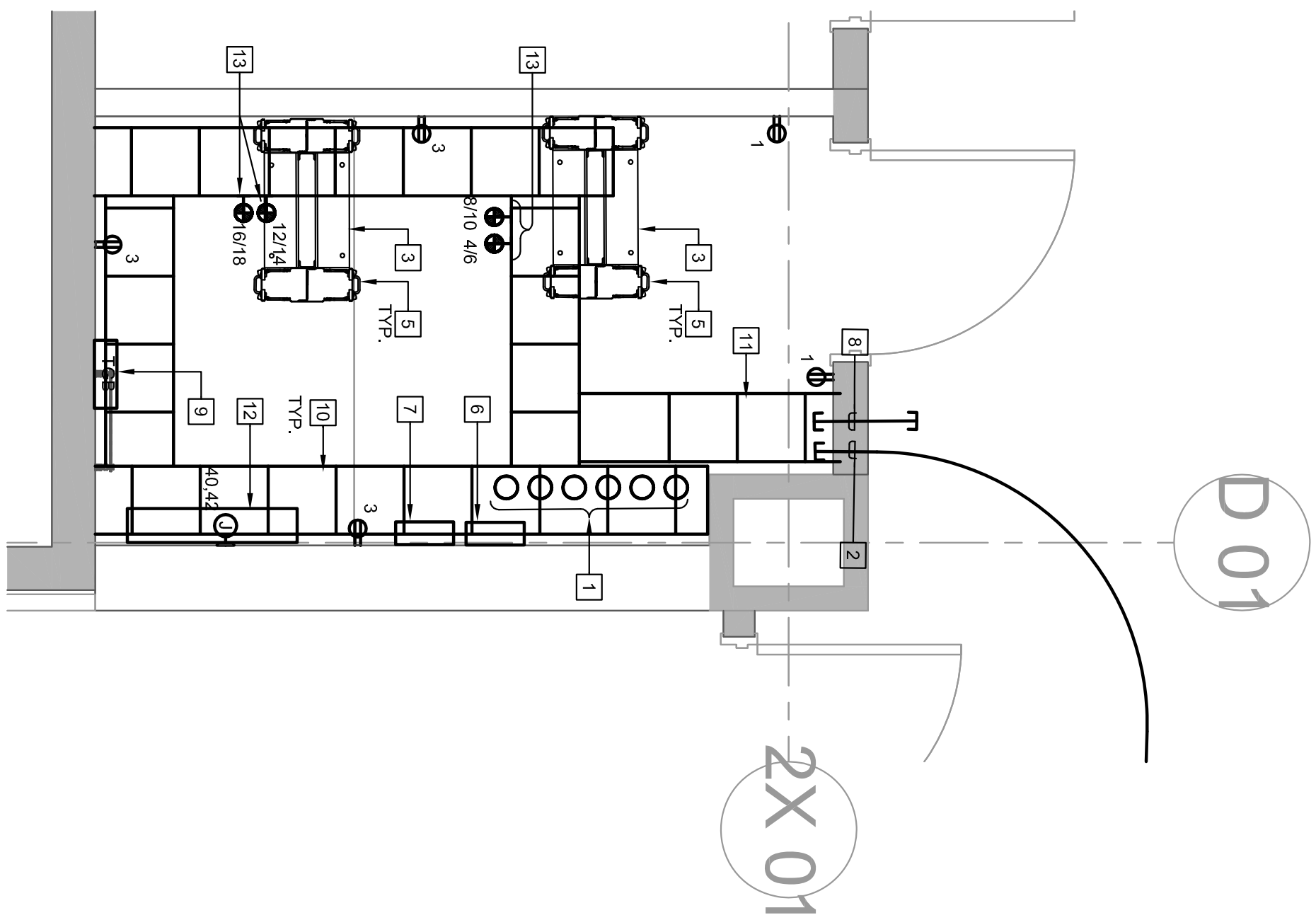
NOTES: 1. ALL CIRCUITS SHALL BE FED FROM PANEL SBL3, U.O.N.

**B** COURTS 3RD FLOOR WEST  
E2206 DATA TELECOM RM 3A325 SCALE: 1/2" = 1'-0"



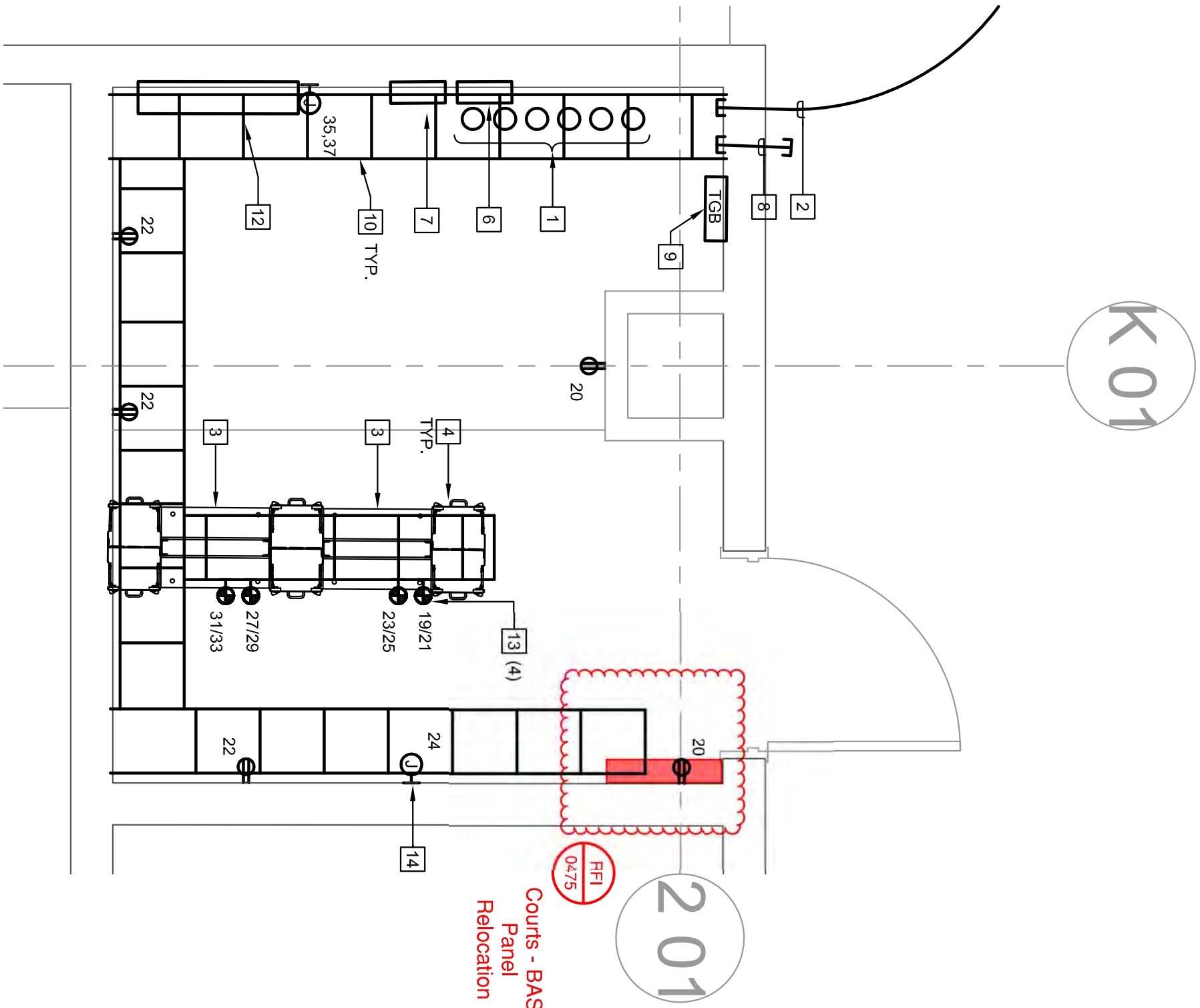
NOTES: 1. ALL CIRCUITS SHALL BE FED FROM PANEL SBL4, U.O.N.

**C** COURTS 4TH FLOOR WEST  
E2206 DATA TELECOM RM 4A426 SCALE: 1/2" = 1'-0"



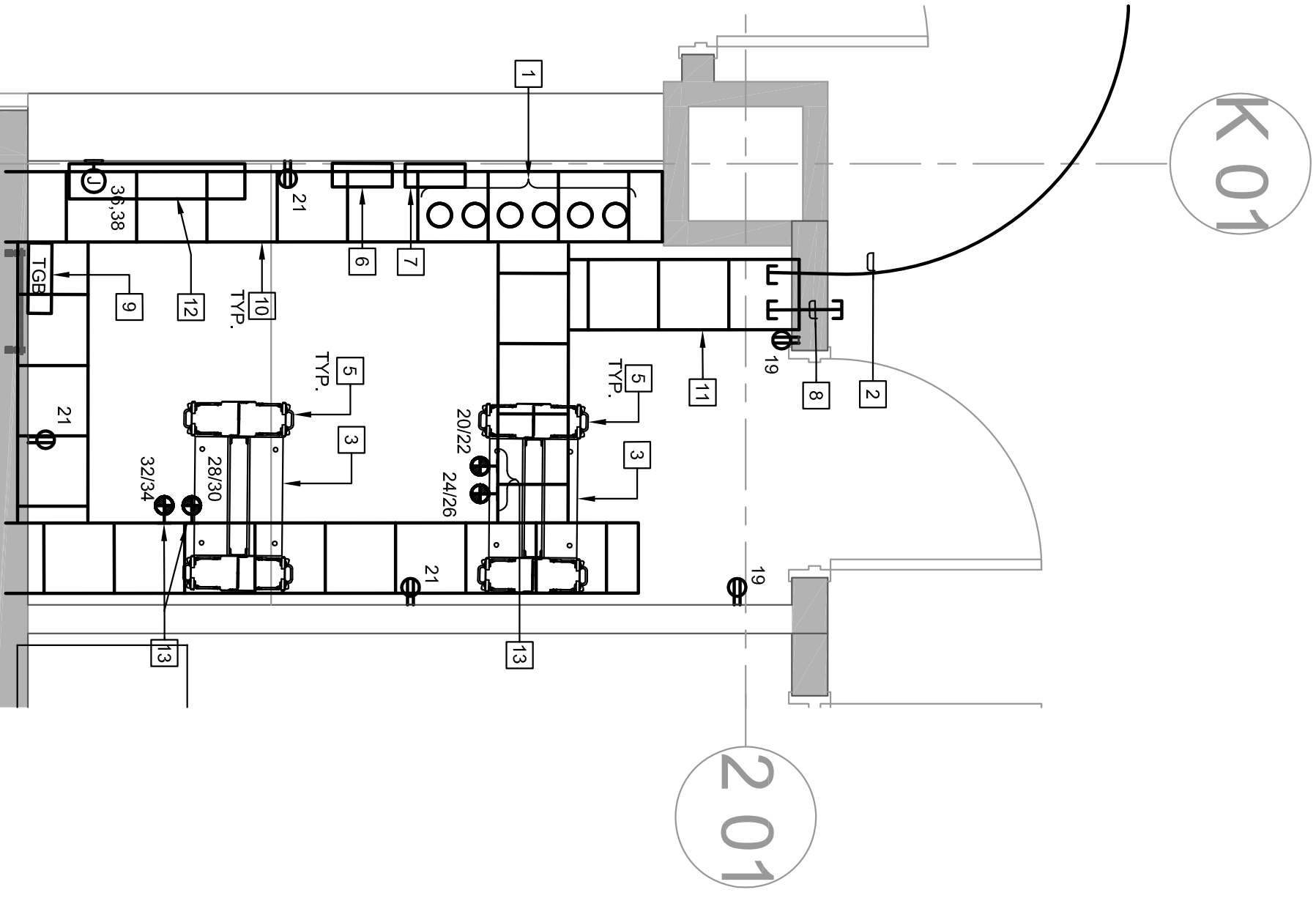
NOTES: 1. ALL CIRCUITS SHALL BE FED FROM PANEL SBL5, U.O.N.

**D** COURTS 5TH FLOOR WEST  
E2206 DATA TELECOM RM 5A526 SCALE: 1/2" = 1'-0"



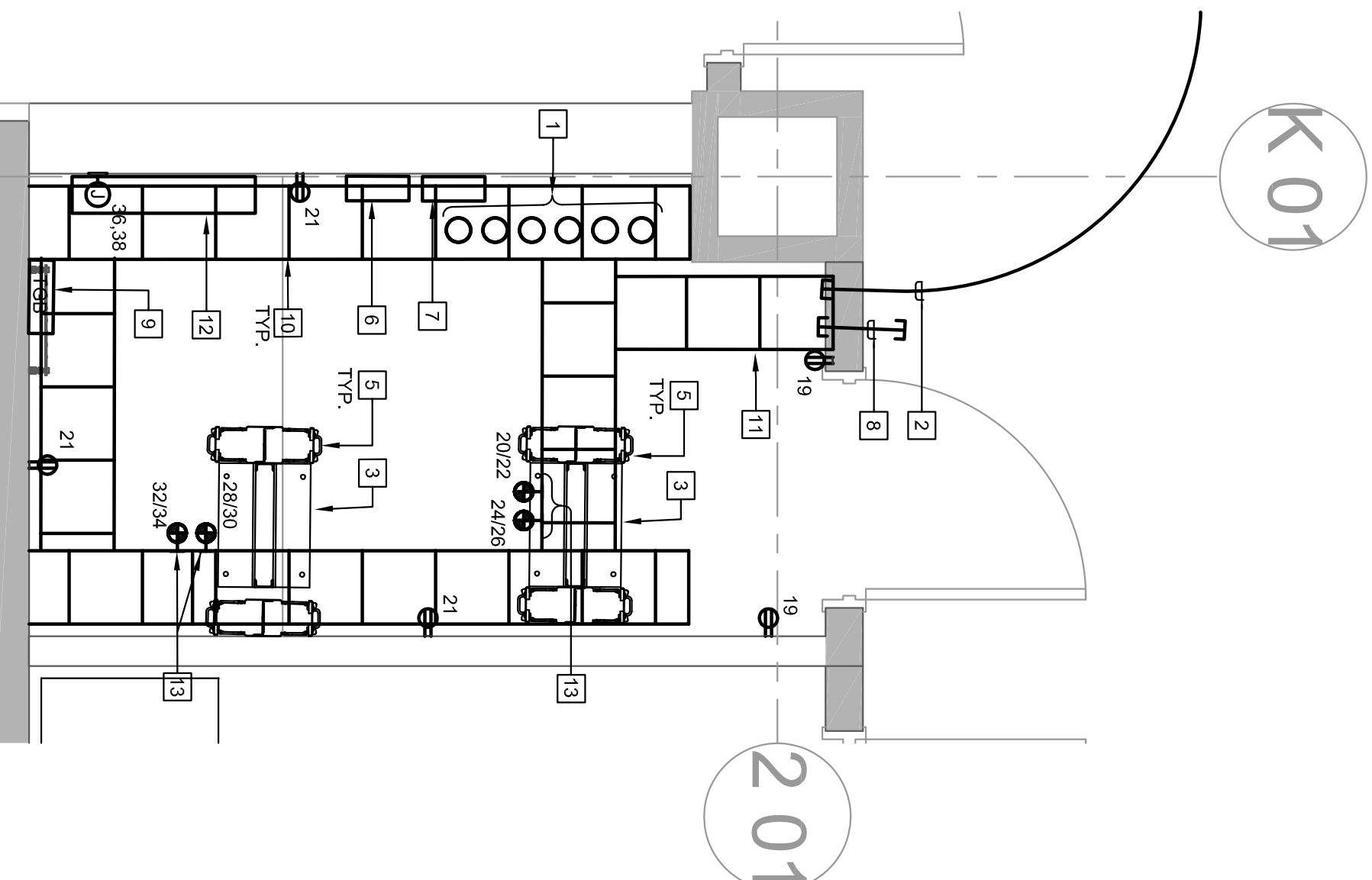
NOTES: 1. ALL CIRCUITS SHALL BE FED FROM PANEL SBL2, U.O.N.

**E** COURTS 2ND FLOOR EAST  
E2206 DATA TELECOM RM 2B260 SCALE: 1/2" = 1'-0"



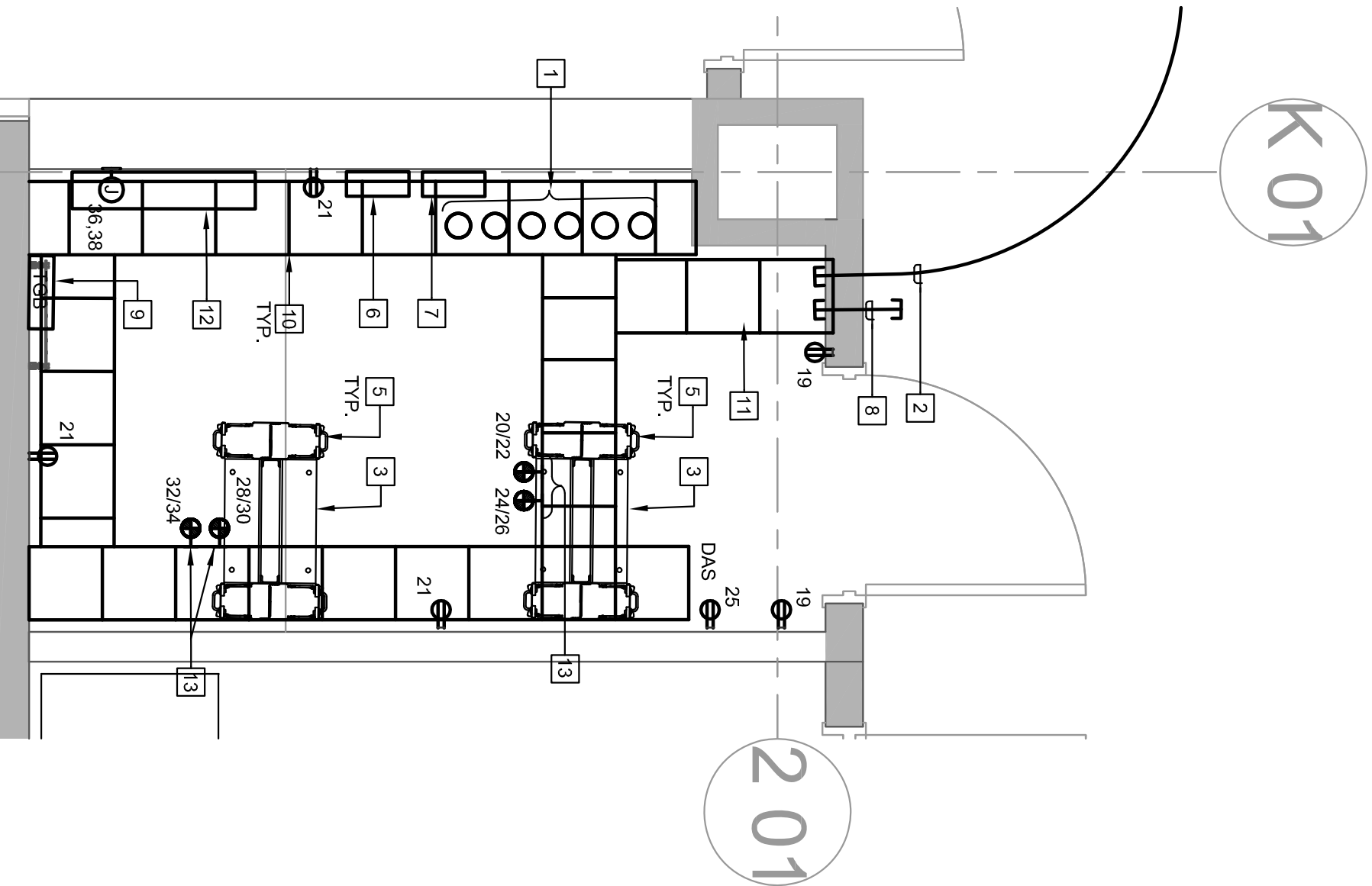
NOTES: 1. ALL CIRCUITS SHALL BE FED FROM PANEL SBL3, U.O.N.

**F** COURTS 3RD FLOOR EAST  
E2206 DATA TELECOM RM 3B337 SCALE: 1/2" = 1'-0"



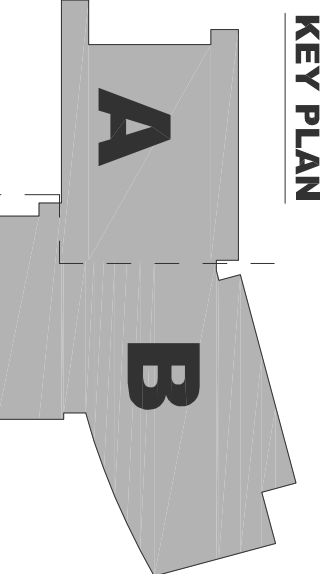
NOTES: 1. ALL CIRCUITS SHALL BE FED FROM PANEL SBL4, U.O.N.

**G** COURTS 4TH FLOOR EAST  
E2206 DATA TELECOM RM 4B434 SCALE: 1/2" = 1'-0"



NOTES: 1. ALL CIRCUITS SHALL BE FED FROM PANEL SBL5, U.O.N.

**H** COURTS 5TH FLOOR EAST  
E2206 DATA TELECOM RM 5B535 SCALE: 1/2" = 1'-0"



KEY PLAN



STAMP

NO.	ISSUED FOR	DATE
1	DP-3	10/22/2014
2	50% CD	12/02/2014
3	DP-4	02/10/2015
6	DP-4 RESP 1	05/27/2015

## EAST COUNTY HALL OF JUSTICE

Courts Building - 5151 Gleason Dr.  
County Building - 5149 Gleason Dr.  
Dublin, CA 94568

CONSULTANT

**The Engineering Enterprise**  
Consulting Engineers

10500 The Plaza  
Suite 200, CA 94522  
Fentress Architects, Inc.  
10000 The Plaza  
Suite 200, CA 94522  
Fentress Architects, Inc.

1305 MARINA VILLAGE DRIVE # 100  
ALAMEDA, CA 94601-1122  
(415) 768-1900

JOB #140095

**FENTRESS**  
ARCHITECTS

**HENSEL PHELPS**  
Plan. Build. Manage.

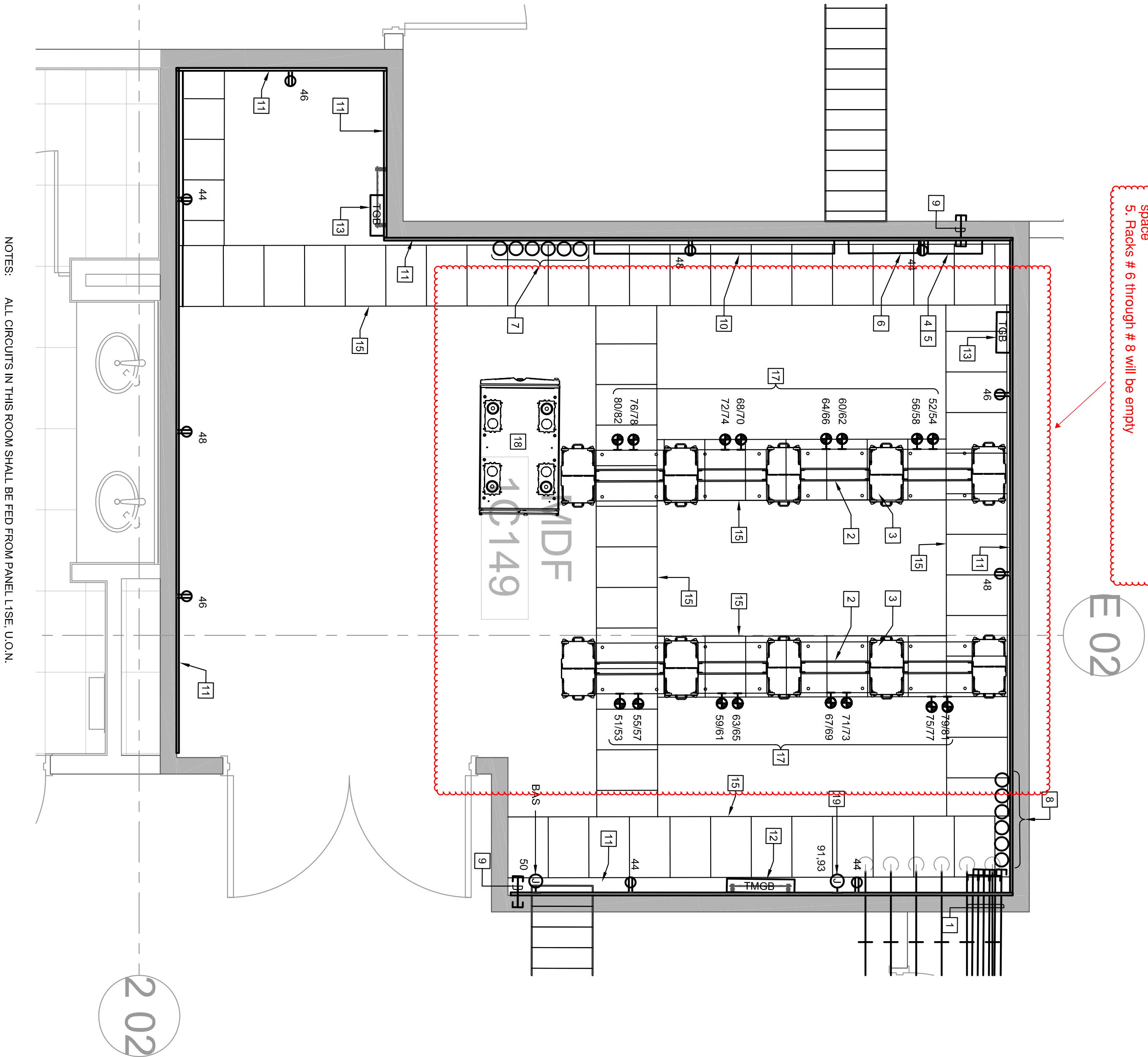
COPYRIGHT ©  
FENTRESS ARCHITECTS



Warning: It is a violation of the law for any person, unless acting under the direction of a licensed architect, to affix an item to any way, if an item in this document is altered, the altering architect, if other than the architect of record, shall affix to the item the seal and the notation "altered by" followed by the signature and the date of such alteration, and the specific description of the alteration.

**A** COUNTY 1ST FLOOR MDF ROOM 1C149  
E2207

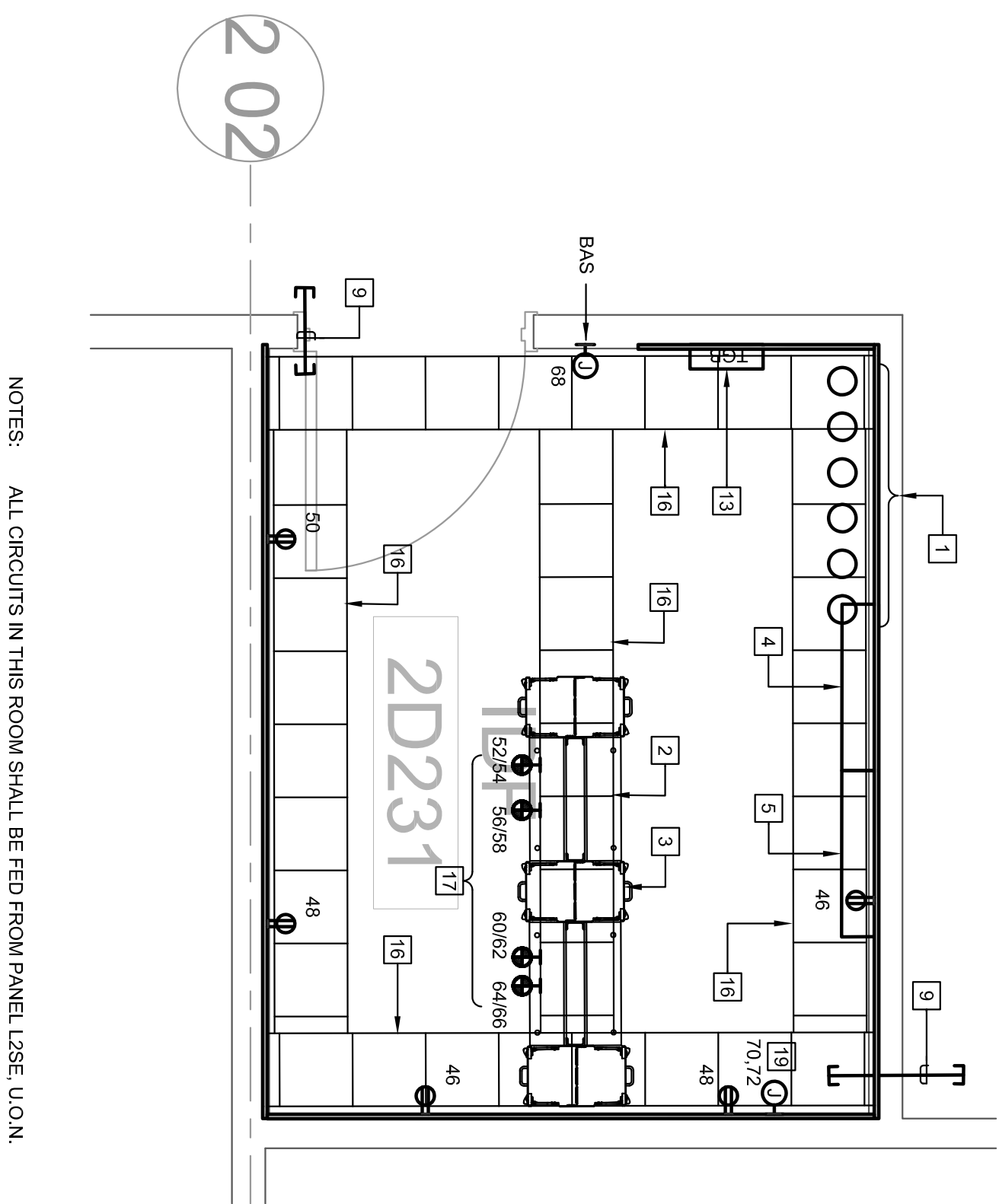
SCALE: 1/2" = 1'-0"



NOTES: ALL CIRCUITS IN THIS ROOM SHALL BE FED FROM PANEL L1SE, U.O.N.

**B** COUNTY 2ND FLOOR IDF ROOM 2D231  
E2207

SCALE: 1/2" = 1'-0"



NOTES: ALL CIRCUITS IN THIS ROOM SHALL BE FED FROM PANEL L2SE, U.O.N.

**NUMBERED SHEET NOTES**

1. 6-4" RISER CONDUIT BETWEEN MDF AND 2ND FLOOR IDF. REFER TO CONDUIT SINGLE LINE DRAWING.
2. 19" EQUIPMENT RACK, TYPICAL.
3. 10Wx6x11x70" VERTICAL CABLE MANAGER BETWEEN AND AT THE ENDS OF EACH EQUIPMENT RACK, TYPICAL.
4. 100 PAIR, 110 TERMINATION FRAME FOR COPPER RISER CABLE TO 2ND FLOOR IDF.
5. 100 PAIR, 110 TERMINATION FRAME FOR TELEPHONE, THE CABLES TO EQUIPMENT RACK.
6. PROVIDE 4 CAT 6E CABLES TO RACK MOUNT PATCH PANEL.
7. 100 PAIR PROTECTOR PANEL WITH FUSES FOR 100 PAIR UG CABLE FEED TO COURTS 1ST FLOOR IDF.
8. 6-4" UG ENTRANCE CONDUIT FROM SITE, PLACE WITHIN 3" OF BACKBOARD.
9. 6-4" UG CONDUIT FROM THE COURTS 1ST FLOOR IDF ROOM, PLACE WITHIN 3" OF BACKBOARD.
10. 6-4" SLEEVES ABOVE GELING, FIRE STOP AS REQUIRED.
11. DEDICATED 4X16 UTILITY BACKBOARD FOR ENTRANCE CABLE.
12. 3/4"x2x8" PLYWOOD BACKBOARD TO COVER WALLS, PLACE AT 4" A.F.F.
13. MAIN TELECOM GROUND BAR ATTACH AT 6" BELOW BOTTOM OF CABLE RUNWAY AT 230". PROVIDE 80 COPPER BUS WITH GREEN JACKET TO EACH EQUIPMENT RACKS, CABINETS, TELECOMMUNICATION GROUND SINGLE LINE DRAWING.
14. TELECOM GROUND BAR AT 6" BELOW BOTTOM OF CABLE RUNWAY, 80 COPPER BUS WITH GREEN JACKET TO EACH EQUIPMENT RACK, CABLE RUNWAY, COPPER RISER, CONDUIT AND BUILDING STEEL. REFER TO TELECOMMUNICATION GROUND SINGLE LINE DRAWING.
15. 24" CABLE RUNWAY AT 97" AFF.
16. 18" CABLE RUNWAY SHALL BE PROVIDED AT 97" AFF AROUND PERIMETER OF ROOM AND OVER ALL RACKS WITHIN THE MDF.
17. 12" CABLE RUNWAY SHALL BE PROVIDED AT 97" AFF AROUND PERIMETER OF ROOM AND OVER ALL RACKS WITHIN THE IDF.
18. PROVIDE 16-200R DEVICES ON NEAR CABLE TRAY ABOVE EACH RACK.
19. PROBATION IT SERVER CABINET, 64" H, 24" W, 36" D, INCLUDE SIDE PANELS, PERFORATED BRUSHED CABLE ACCESS.
20. POWER FOR SECURITY PANEL, REFERENCE SEE DRAWINGS.

**GENERAL SHEET NOTES**

1. PROVIDE 1/2" PLYWOOD BACKBOARDS AROUND ALL PERIMETER WALLS OF THE IDF AND IDF RATED WITH 2 COATS OF FIRE RATED PAINT TO MATCH ROOM LEAVE AT LEAST 1" STAMP SHOWING ON EACH PIECE OF PLYWOOD.
2. PROVIDE DEDICATED NEUTRAL TO DATA OUTLETS.

**EAST COUNTY HALL OF JUSTICE**

Courts Building - 5151 Gleason Dr.  
County Building - 5149 Gleason Dr.  
Dublin, CA 94568

COPYRIGHT ©  
FENTRESS ARCHITECTS

**FENTRESS**  
ARCHITECTS

**HENSEL PHELPS**  
Plan. Build. Manage.

CONSULTANT  
**The Engineering Enterprise**  
Consulting Engineers  
1305 SARINA VALLEY DRIVE # 100  
ALAMOSA, CA 95011-1122  
(415) 769-1800  
JOB #14095

**M** **McGraw-Hill Construction**  
McGraw-Hill Construction  
1221 AVENUE OF THE STARS  
SUITE 500  
FAIRFAX, VA 22033  
703/281-1000  
WWW.MCGRAW-HILL.COM



STAMP

NO.	ISSUED FOR	DATE
1	DP-3	10/22/2014
2	50% CD	12/02/2014
5	DP-4	02/10/2015
6	DP-4 RESP 1	03/27/2015

DRAWING TITLE  
ENLARGED ROOM DETAILS

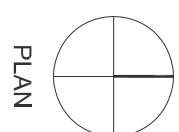
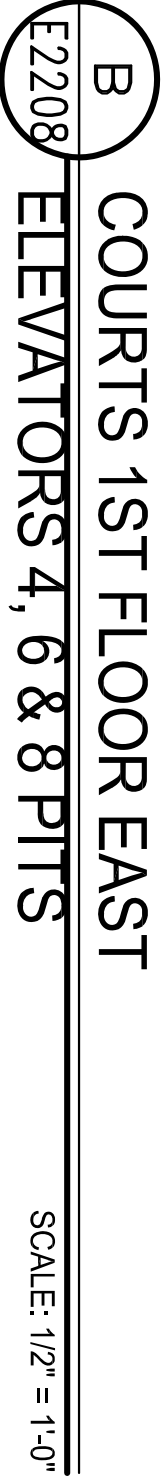
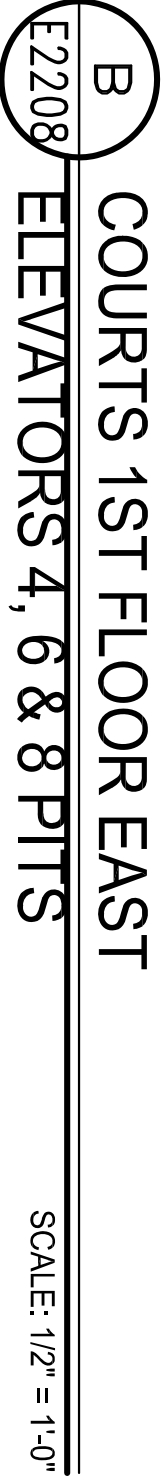
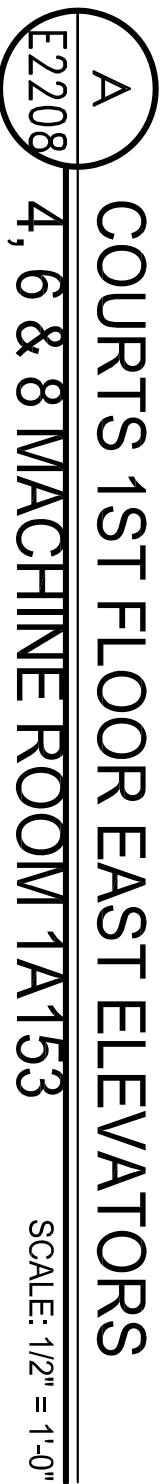
PROJECT # 20100014-001  
SHEET NUMBER  
E2207





1. COORDINATE INSTALLATION AND EXACT LOCATION OF ALL DEVICES WITH ELEVATOR SHOP DRAWINGS PRIOR TO ROUGH-IN.
2. FIRE ALARM CEILING MOUNTED HEAT AND SMOKE DETECTORS FOR ELEVATOR SHUNT TRIP CONTROL ARE REQUIRED FOR SPRINKLERED HOSTWAY AND MACHINE ROOM. PROVIDE BOTH DEVICES WITHIN 2 FEET OF EACH SPRINKLERED HEAD WITHIN THE ROOM.
3. RECALL FIRE ALARM RELAY MODULES FOR EACH ELEVATOR CONTROLLER FOR RECALL AND ALTERNATE FLOORS.
4. PROVIDE (1) 2 1/2 CONDUIT PER PAIR OF CABS BETWEEN HOSTWAY AND LIFE SAFETY ROOM AND CLOSETS PANEL.

- 1 ELEVATOR MOTOR DISCONNECT MEANS CAPABLE OF BEING LOCKED IN THE OPEN POSITION. REFER TO POWER SINGLE LINE DIAGRAM FOR DISCONNECT SIZES.
- 2 DEPENDENT ON VENDOR'S REQUIREMENTS FOR CABLE LIFTING, REVERSE(S) AND VENTILATION DISCONNECT MEANS CAPABLE OF BEING LOCKED IN THE OPEN POSITION.
- 3 0.75" C. TO FACE VARY BELAY MODULES FOR RECALL AND ALTERNATE FLOORS.
- 4 0.75" C. TO NEAREST TELEPHONE CABWADOM.
- 5 0.75" C. TO AUTOMATIC TRANSFER SWITCH FOR AT5/ELEVATOR INTERFACE.
- 6 FURNISH AND INSTALL THE FOLLOWING ELEVATOR PIT ASSEMBLY:
  - A. LIGHTING FIXTURE WALL MOUNTED 85" WITH TWO 32W T8.
  - B. FLOORESCENT LAMPS, WATERPROOF HOUSING WITH COATED LENS.
  - C. SINGLE POLE, SINGLE THROW TROUBLE SHOOTER FOR CONTROL OF PIT LOCKOUT.
  - D. 1/2" DIA. 10' LONG, 10" TONGUE SWITCH ABOVE LOWEST LANDING.
  - E. 1/2" DIA. 10' LONG, 10" TONGUE SWITCH ABOVE LOWEST LANDING.
- 7 PROVIDE SMILE INSTALLATION (LIGHT SWITCH - LIGHT FIXTURE, AND GFI) REPAIRS TO SEPARATE CIRCUIT FROM PIT, AS NOTED. PROVIDE MACHINE TYPE



Courts Building - 5151 Gleason Dr.  
County Building - 5149 Gleason Dr.  
Dublin, CA 94568

**FENTRESS**  
ARCHITECTS


 **HENSEL PHELPS**  
Plan Build Manage

**CONSULTANT**

 **The Engineering Enterprise**  
Consulting Engineers

1305 MARINA VILLAGE PKWY # 100  
ALAMEDA, CA 94601-1122  
(510) 768-7600

**JOB #14095**

 **Morrisheadown Corp.**  
ELECTRICAL CONTRACTORS AND ENGINEERS  
1050 Bing Street  
San Carlos, CA 94075  
Telephone: (650) 634-6882  
Fax: (650) 634-6953  
[www.MORRISHEADOWN.COM](http://www.MORRISHEADOWN.COM)



**Morrow-Meadows Corp.**  
ELECTRICAL CONTRACTORS AND ENGINEERS  
1050 Elgin Street  
San Carlos, CA 94078  
Telephone: (650) 634-0602  
Fax: (650) 634-0603  
www.MORROWMEADOWS.COM

DRAWING TITLE  
ENLARGED ROOM DETAILS

E2208



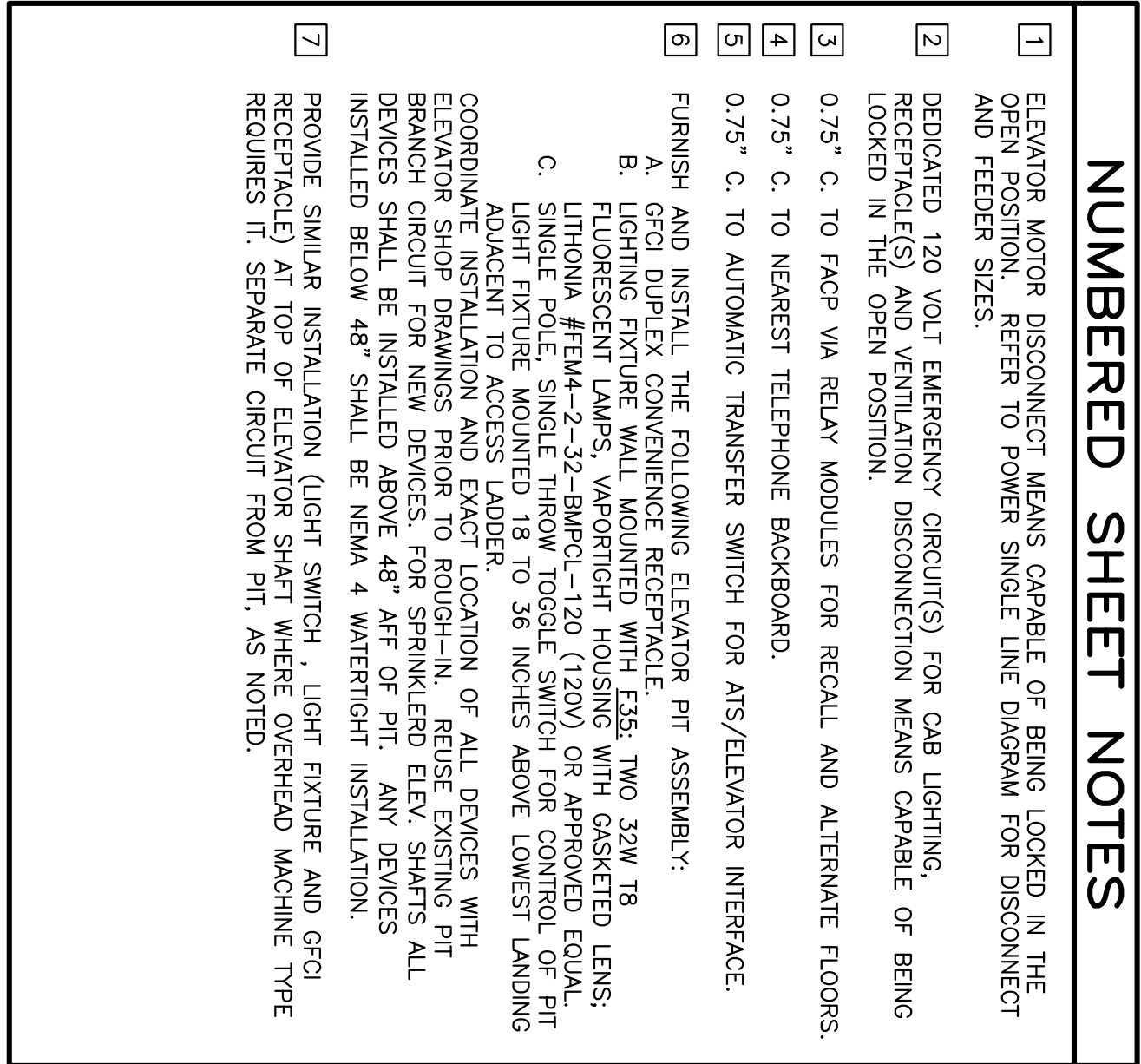
Warning: It is a violation of the law for any person, unless acting under the direction of a licensed architect, to alter an item in any way. If an item in this document is altered, the altering architect, if other than the architect of record, shall affix to the item the seal and the notation "altered by" followed by the signature and the date of such alteration, and the specific description of the alteration.

### GENERAL SHEET NOTES

- COORDINATE INSTALLATION AND EXACT LOCATION OF ALL DEVICES WITH ELEVATOR SHOP DRAWINGS PRIOR TO ROOM-OUT.
- FIRE ALARM CEILING MOUNTED HEAT AND SMOKE DETECTORS FOR ELEVATOR SHUNT FIRE CONTROL ARE REQUIRED FOR SPRINKLER HOSTWAY AND SHUNT FIRE CONTROL. DETECTORS SHALL BE BOTH DEVICES WITHIN 2 FEET OF EACH SPRINKLER HEAD WITHIN THE ROOM.
- PROVIDE FIRE ALARM RELAY MODULES FOR EACH ELEVATOR CONTROLLER FOR RECALL AND ALTERNATE FLOORS.
- PROVIDE (1) 2 1/2 CONDUIT PER PAIR OF CARS BETWEEN HOSTWAY AND LIFE SAFETY ROOM AND GUARDS PANEL.

### NUMBERED SHEET NOTES

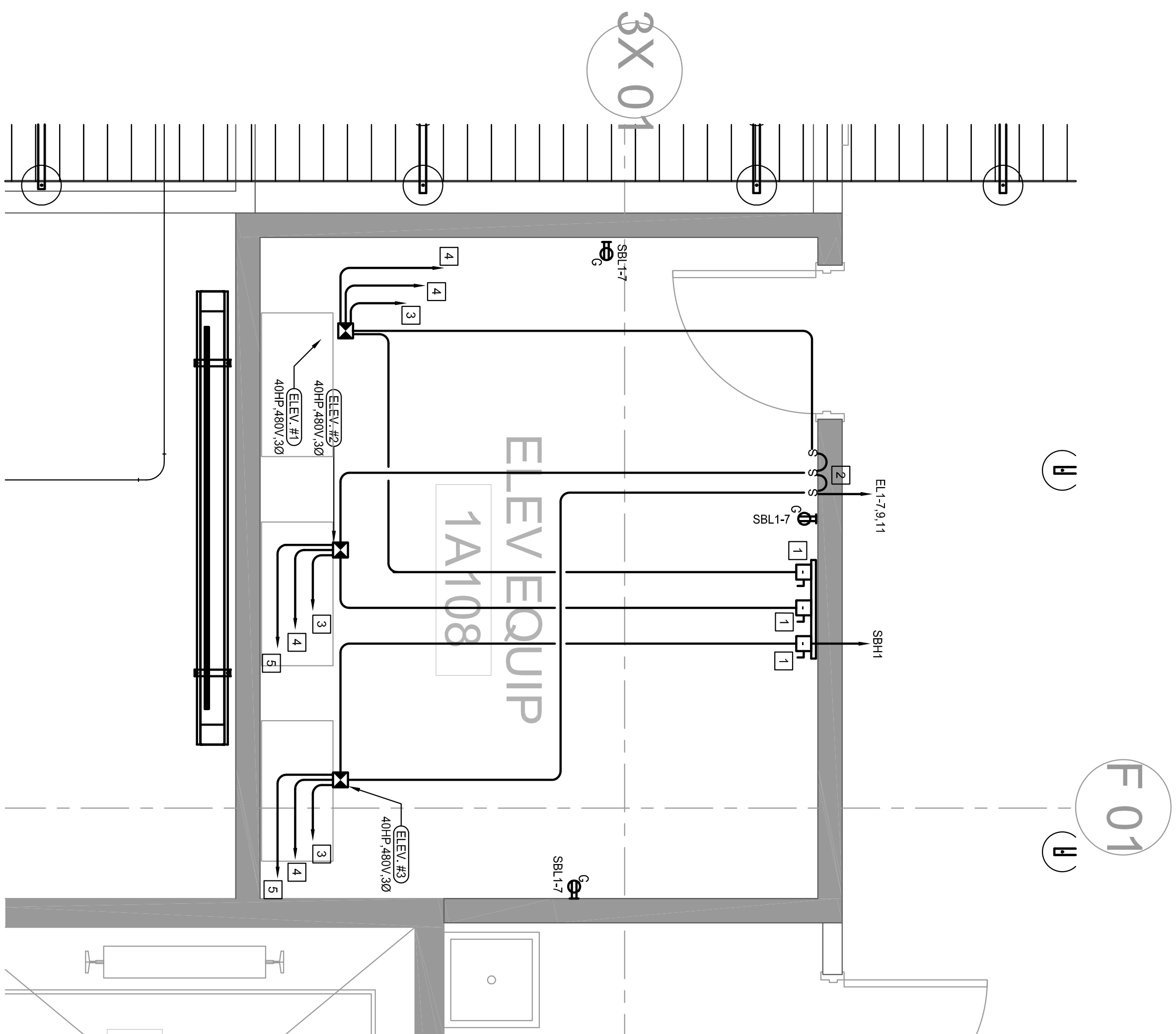
- ELEVATOR MOTOR DISCONNECT MEANS CAPABLE OF BEING LOCKED IN THE OPEN POSITION. DISCONNECT MEANS SHALL BE CAPABLE OF BEING LOCKED IN THE OPEN POSITION.
- DEDICATED 120 VOLT EMERGENCY CIRCUIT(S) FOR DAB LIGHTING. DISCONNECT MEANS SHALL BE CAPABLE OF BEING LOCKED IN THE OPEN POSITION.
- 0.75" C. TO PUMP VIA RELAY MODULES FOR RECALL AND ALTERNATE FLOORS.
- 0.75" C. TO NEAREST TELEPHONE BACKBOARD.
- FURNISH AND INSTALL THE FOLLOWING ELEVATOR PIT ASSEMBLY:  
A. LIGHTING FIXTURE WALL MOUNTED WITH 125W 8'x12' 30W 12' LITHOVIA #EW4-2-32-BWPC-120 (120V) OR APPROVED EQUAL.  
B. SINGLE POLE SINGLE THROW TOGGLE SWITCH FOR CONTROL OF PIT LIGHTING. SWITCH SHALL BE INSTALLED ABOVE LOWEST LANDING ADJACENT TO ACCESS LADDER.  
C. COORDINATE INSTALLATION AND EXACT LOCATION OF ALL DEVICES WITH ELEVATOR SHOP DRAWINGS PRIOR TO ROOM-OUT. DETECTORS SHALL BE BOTH DEVICES WITHIN 2 FEET OF EACH SPRINKLER HEAD WITHIN THE ROOM. PROVIDE SIMILAR INSTALLATION (LIGHT SWITCH, LIGHT FIXTURE AND GFCI RECEPTACLE) AT TOP OF ELEVATOR SHAFT WHERE OVERHEAD MACHINE TYPE REQUIRES IT. SEPARATE CIRCUIT FROM PIT, AS NOTED.



### COURTS 1ST FLOOR EAST ELEVATORS

A  
E2209 1, 2 & 3 MACHINE ROOM 1A108

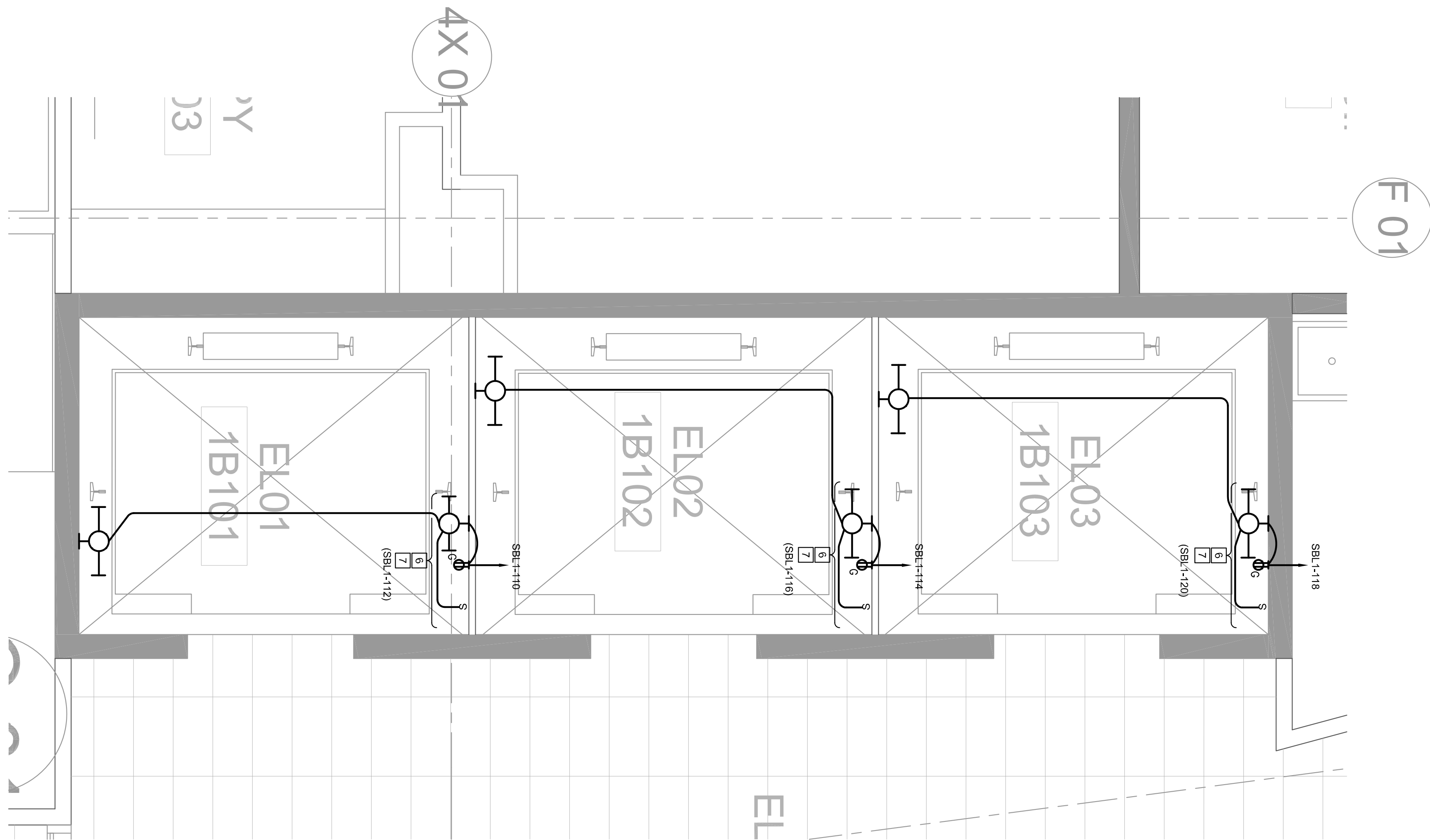
SCALE: 1/2" = 1'-0"



### COURTS 1ST FLOOR EAST ELEVATORS 1, 2 & 3 PITTS

B  
E2209

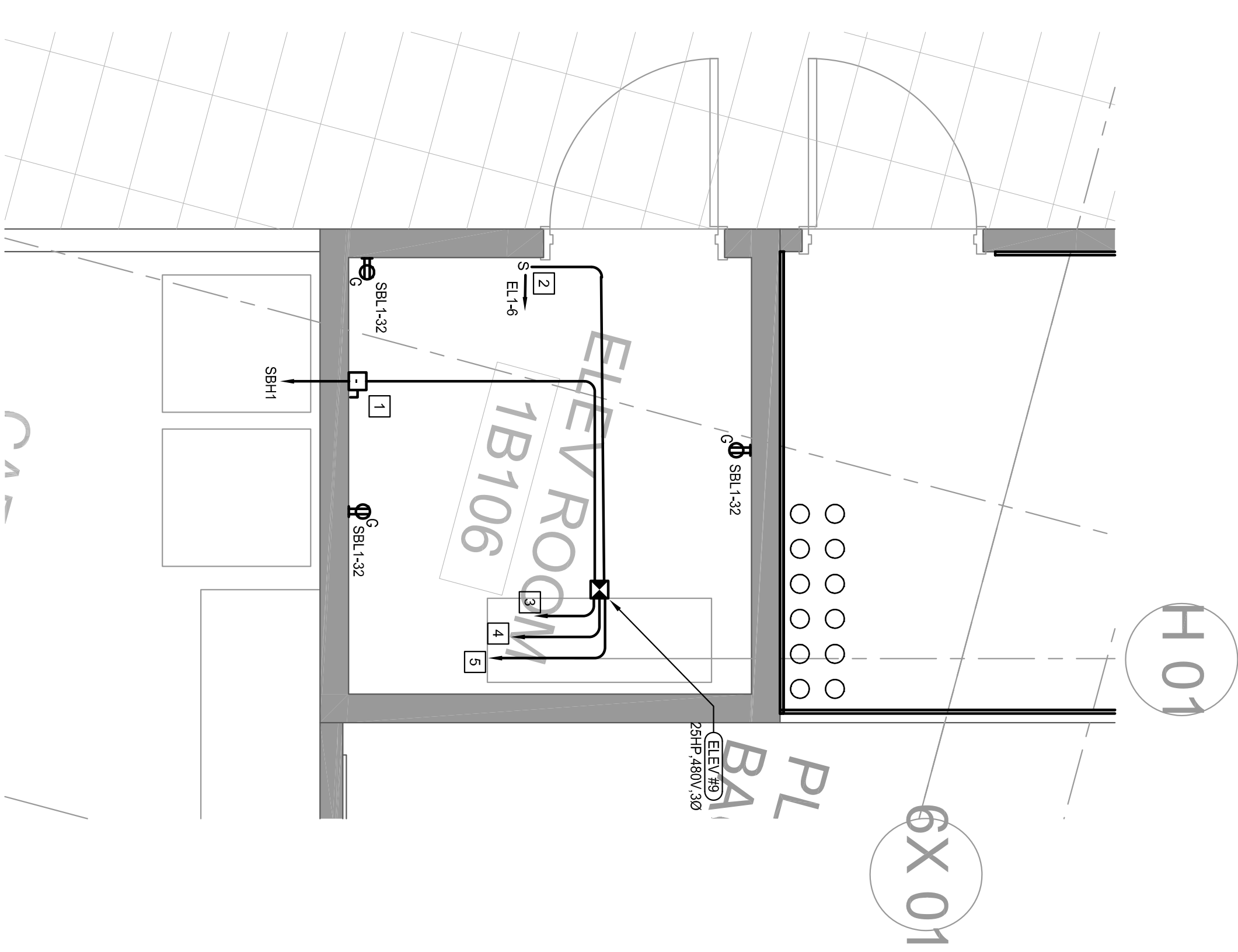
SCALE: 1/2" = 1'-0"



### COURTS 1ST FLOOR WEST ELEVATORS

C  
E2209 9 MACHINE ROOM 1B106

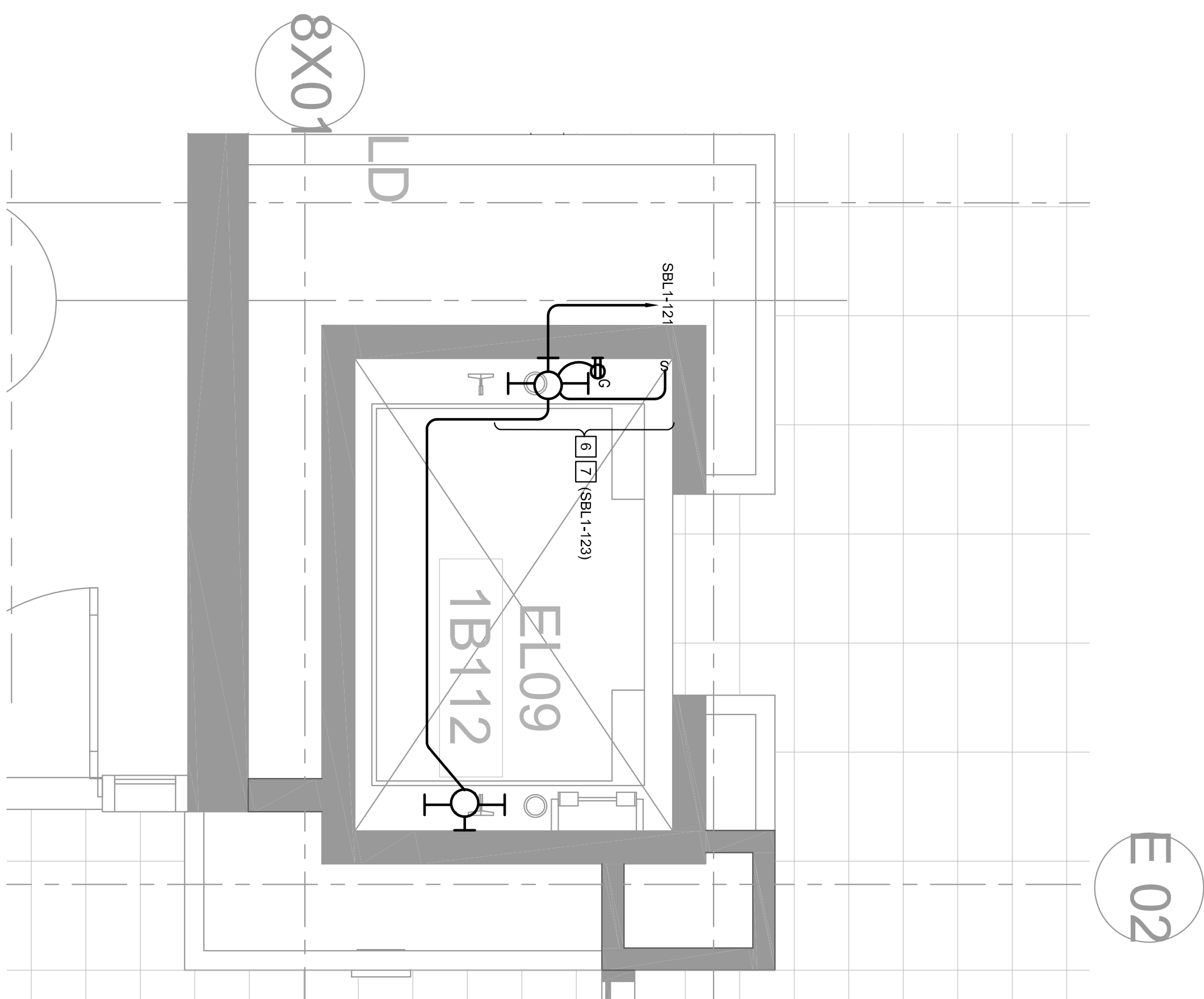
SCALE: 1/2" = 1'-0"




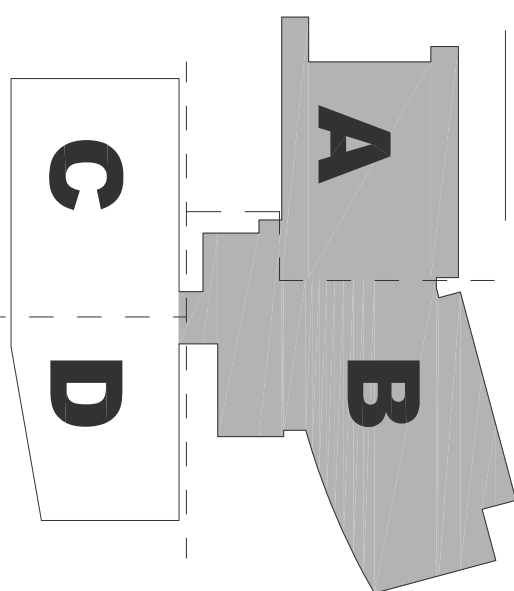
### COURTS 1ST FLOOR WEST ELEVATORS

D  
E2209 ELEV 9 PIT

SCALE: 1/2" = 1'-0"



### KEY PLAN



STAMP

NO.	ISSUED FOR	DATE
1	DP-3	10/22/2014
2	50% CD	12/02/2014
3	DP-4	02/10/2015
4	DP-4-RESP 1	03/27/2015
5	DP-4-RESP 1	03/27/2015
6	DP-4-RESP 1	03/27/2015
7	DP-4-RESP 1	03/27/2015
8	DP-4-RESP 1	03/27/2015
9	DP-4-RESP 1	03/27/2015
10	DP-4-RESP 1	03/27/2015
11	DP-4-RESP 1	03/27/2015
12	DP-4-RESP 1	03/27/2015
13	DP-4-RESP 1	03/27/2015
14	DP-4-RESP 1	03/27/2015
15	DP-4-RESP 1	03/27/2015
16	DP-4-RESP 1	03/27/2015
17	DP-4-RESP 1	03/27/2015
18	DP-4-RESP 1	03/27/2015
19	DP-4-RESP 1	03/27/2015
20	DP-4-RESP 1	03/27/2015
21	DP-4-RESP 1	03/27/2015
22	DP-4-RESP 1	03/27/2015
23	DP-4-RESP 1	03/27/2015
24	DP-4-RESP 1	03/27/2015
25	DP-4-RESP 1	03/27/2015
26	DP-4-RESP 1	03/27/2015
27	DP-4-RESP 1	03/27/2015
28	DP-4-RESP 1	03/27/2015
29	DP-4-RESP 1	03/27/2015
30	DP-4-RESP 1	03/27/2015
31	DP-4-RESP 1	03/27/2015
32	DP-4-RESP 1	03/27/2015
33	DP-4-RESP 1	03/27/2015
34	DP-4-RESP 1	03/27/2015
35	DP-4-RESP 1	03/27/2015
36	DP-4-RESP 1	03/27/2015
37	DP-4-RESP 1	03/27/2015
38	DP-4-RESP 1	03/27/2015
39	DP-4-RESP 1	03/27/2015
40	DP-4-RESP 1	03/27/2015
41	DP-4-RESP 1	03/27/2015
42	DP-4-RESP 1	03/27/2015
43	DP-4-RESP 1	03/27/2015
44	DP-4-RESP 1	03/27/2015
45	DP-4-RESP 1	03/27/2015
46	DP-4-RESP 1	03/27/2015
47	DP-4-RESP 1	03/27/2015
48	DP-4-RESP 1	03/27/2015
49	DP-4-RESP 1	03/27/2015
50	DP-4-RESP 1	03/27/2015
51	DP-4-RESP 1	03/27/2015
52	DP-4-RESP 1	03/27/2015
53	DP-4-RESP 1	03/27/2015
54	DP-4-RESP 1	03/27/2015
55	DP-4-RESP 1	03/27/2015
56	DP-4-RESP 1	03/27/2015
57	DP-4-RESP 1	03/27/2015
58	DP-4-RESP 1	03/27/2015
59	DP-4-RESP 1	03/27/2015
60	DP-4-RESP 1	03/27/2015
61	DP-4-RESP 1	03/27/2015
62	DP-4-RESP 1	03/27/2015
63	DP-4-RESP 1	03/27/2015
64	DP-4-RESP 1	03/27/2015
65	DP-4-RESP 1	03/27/2015
66	DP-4-RESP 1	03/27/2015
67	DP-4-RESP 1	03/27/2015
68	DP-4-RESP 1	03/27/2015
69	DP-4-RESP 1	03/27/2015
70	DP-4-RESP 1	03/27/2015
71	DP-4-RESP 1	03/27/2015
72	DP-4-RESP 1	03/27/2015
73	DP-4-RESP 1	03/27/2015
74	DP-4-RESP 1	03/27/2015
75	DP-4-RESP 1	03/27/2015
76	DP-4-RESP 1	03/27/2015
77	DP-4-RESP 1	03/27/2015
78	DP-4-RESP 1	03/27/2015
79	DP-4-RESP 1	03/27/2015
80	DP-4-RESP 1	03/27/2015
81	DP-4-RESP 1	03/27/2015
82	DP-4-RESP 1	03/27/2015
83	DP-4-RESP 1	03/27/2015
84	DP-4-RESP 1	03/27/2015
85	DP-4-RESP 1	03/27/2015
86	DP-4-RESP 1	03/27/2015
87	DP-4-RESP 1	03/27/2015
88	DP-4-RESP 1	03/27/2015
89	DP-4-RESP 1	03/27/2015
90	DP-4-RESP 1	03/27/2015
91	DP-4-RESP 1	03/27/2015
92	DP-4-RESP 1	03/27/2015
93	DP-4-RESP 1	03/27/2015
94	DP-4-RESP 1	03/27/2015
95	DP-4-RESP 1	03/27/2015
96	DP-4-RESP 1	03/27/2015
97	DP-4-RESP 1	03/27/2015
98	DP-4-RESP 1	03/27/2015
99	DP-4-RESP 1	03/27/2015
100	DP-4-RESP 1	03/27/2015

## EAST COUNTY HALL OF JUSTICE

Courts Building - 5151 Gleason Dr.  
County Building - 5149 Gleason Dr.  
Dublin, CA 94568

CONSULTANT

**The Engineering Enterprise**  
Consulting Engineers

10000 The Plaza  
Suite 200  
San Diego, CA 92122  
Phone: (619) 594-0000  
Fax: (619) 594-0001  
www.theengineeringenterprise.com

10000 The Plaza  
Suite 200  
San Diego, CA 92122  
Phone: (619) 594-0000  
Fax: (619) 594-0001  
www.theengineeringenterprise.com

**FENTRESS**  
ARCHITECTS

**HENSEL PHELPS**  
Plan. Build. Manage.

COMPACT ©  
FENTRESS ARCHITECTS



QAS Control Link

The OS control link, a tree wiring topology (cable, chain, ring, etc.), the system wiring illustrated by this drawing has been used to ensure appropriate power to each device. If, for any reason, the system is to be wired differently than what is shown, please confirm all device power requirements are met (Please refer to CS Link Power Requirements for individual device power requirements).

For total OS control link lengths of less than 500m (155 m), use Lutron cable GRX-CBL-345 (4 Conductor Non-Plenum) or GRX-CPB-345 (4 Conductor Plenum), use 2x18 AWG (1.0 mm<sup>2</sup>) and 18 AWG (1.6 mm<sup>2</sup>). For total OS control wire lengths of up to 2,000 m, use GRX-CBL-46L (total OS control wire length MUST NOT exceed 2,000 m) (600 m).

Panels are daisy chained on one of the configurable links per Lutron's drawing, however they do not have to be in the order shown.

[illegible]

DMX Link wiring requires one Belden #19729 (Non-Plenum) or one Belden #89729 (Plenum) or Dura Flex 2214 IMA cable.

**EcoSystem BusLoop<sup>®</sup>**

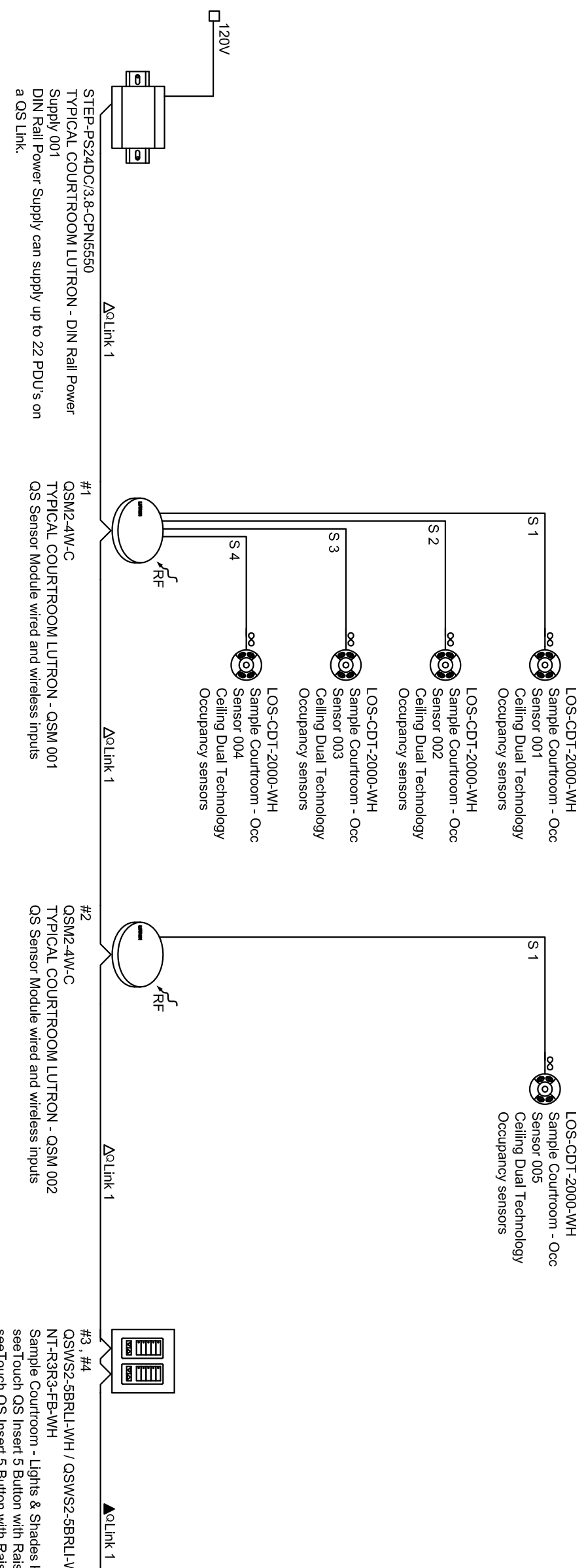
This is a topology free and polarity free wiring (daisy-chain, chain, bus+un-etc.). It has same loop wherever possible. EcoSystem BusLoops are shown on the following pages.

We also claim cable as C-BL8, D-BL8, P-BL8, Con-P-Busloop, Neo-P-Busloop, PC-PBL8, P-BL6.

Openuses use 2x16 AWG (1.5 sq mm) or others.

Loop length is limited by wire gauge used for E1 and E2 as follows:

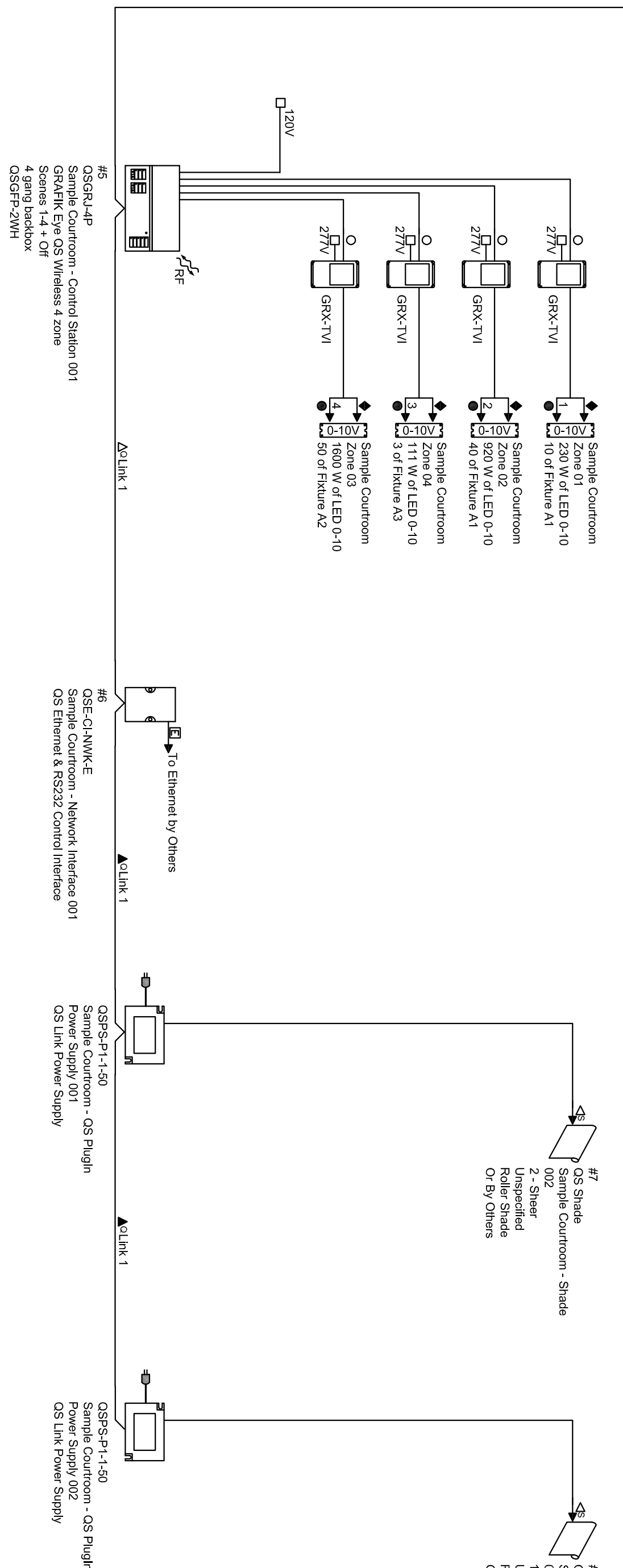
Wire Gauge	Max. Loop Length
#18 AWG (0.8 sq mm)	550 ft (167 m)
#16 AWG (1.3 sq mm)	900 ft (274 m)
#14 AWG (2.5 sq mm)	1,400 ft (426 m)
#12 AWG (4 sq mm)	2,200 ft (670 m)

[illegible]

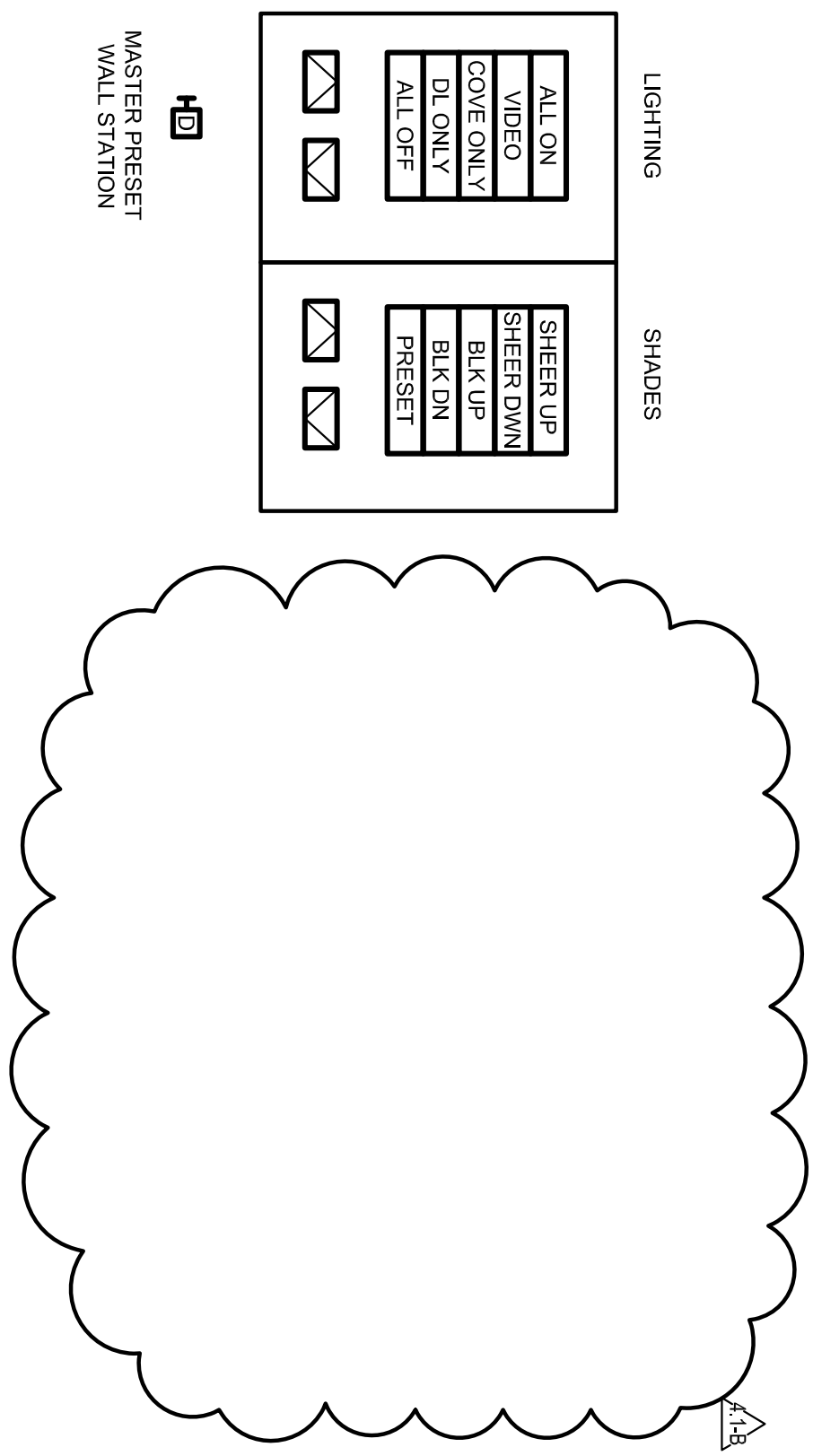
המחיר הממוצע של המוצר הנמכר הוא 100 ש"ח. מחירי המוצר הנמכר הם 50, 100, 150, 200, 250, 300, 350, 400, 450, 500, 550, 600, 650, 700, 750, 800, 850, 900, 950, 1000, 1050, 1100, 1150, 1200, 1250, 1300, 1350, 1400, 1450, 1500, 1550, 1600, 1650, 1700, 1750, 1800, 1850, 1900, 1950, 2000, 2050, 2100, 2150, 2200, 2250, 2300, 2350, 2400, 2450, 2500, 2550, 2600, 2650, 2700, 2750, 2800, 2850, 2900, 2950, 3000, 3050, 3100, 3150, 3200, 3250, 3300, 3350, 3400, 3450, 3500, 3550, 3600, 3650, 3700, 3750, 3800, 3850, 3900, 3950, 4000, 4050, 4100, 4150, 4200, 4250, 4300, 4350, 4400, 4450, 4500, 4550, 4600, 4650, 4700, 4750, 4800, 4850, 4900, 4950, 5000, 5050, 5100, 5150, 5200, 5250, 5300, 5350, 5400, 5450, 5500, 5550, 5600, 5650, 5700, 5750, 5800, 5850, 5900, 5950, 6000, 6050, 6100, 6150, 6200, 6250, 6300, 6350, 6400, 6450, 6500, 6550, 6600, 6650, 6700, 6750, 6800, 6850, 6900, 6950, 7000, 7050, 7100, 7150, 7200, 7250, 7300, 7350, 7400, 7450, 7500, 7550, 7600, 7650, 7700, 7750, 7800, 7850, 7900, 7950, 8000, 8050, 8100, 8150, 8200, 8250, 8300, 8350, 8400, 8450, 8500, 8550, 8600, 8650, 8700, 8750, 8800, 8850, 8900, 8950, 9000, 9050, 9100, 9150, 9200, 9250, 9300, 9350, 9400, 9450, 9500, 9550, 9600, 9650, 9700, 9750, 9800, 9850, 9900, 9950, 10000.

- [illegible]

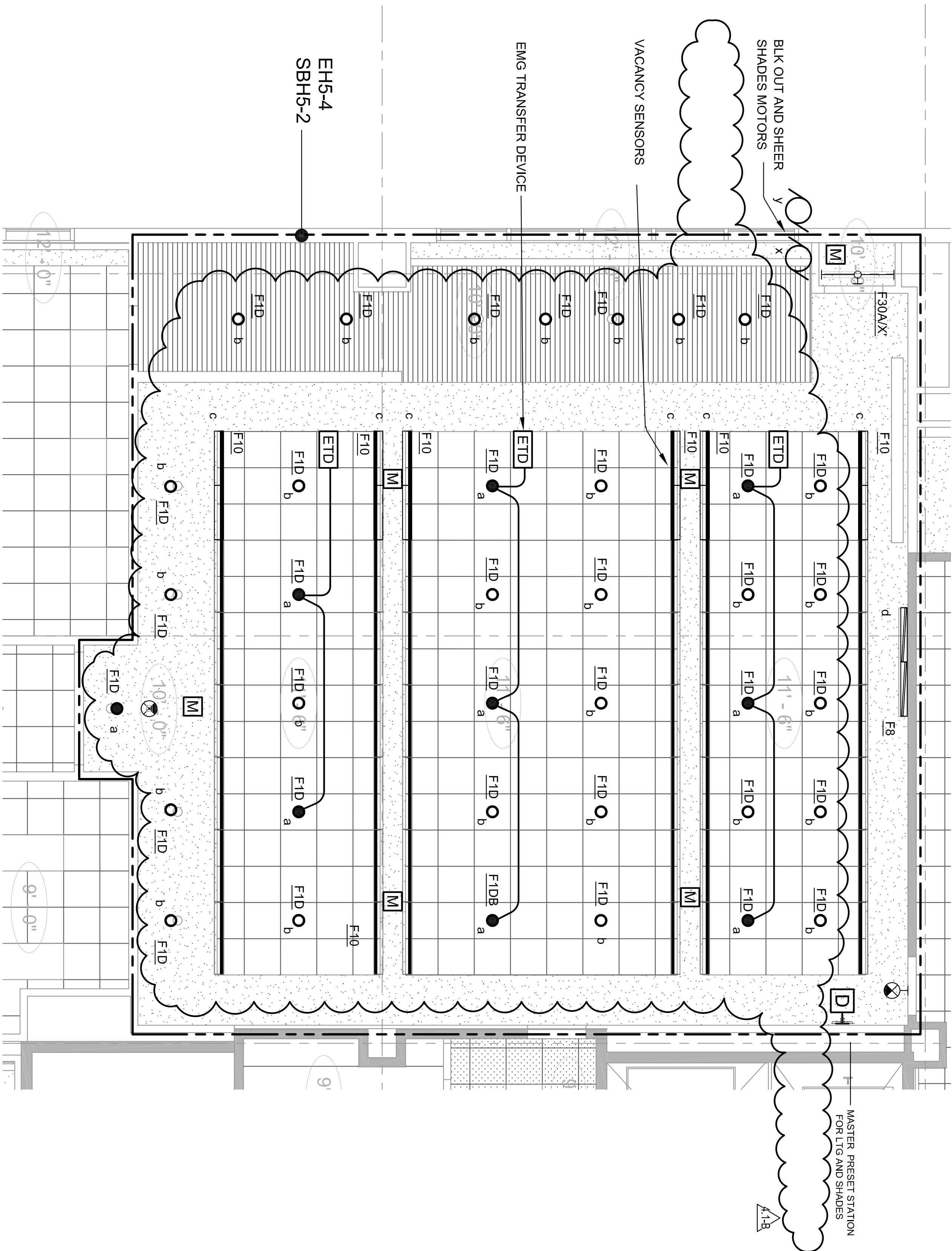
**SINGLE LINE - LOIRON**



**COURT ROOM**



BOOKS RECEIVED



## COURTROOM LIGHTING MATRIX

COURTROOM LIGHTING MATRIX									
LIGHTING		SAMPLE SCENE SETUP							
ZONE	INDICATOR	FIXTURE DESCRIPTION	CONTROL	VOL. / TGE / LMD	OCCUPANCY SENSOR	SCENE 1	VIDEO	SCENE 3	SCENE 4
1a	F1	LED DOWNLIGHTS (E16)	DMV	277 220W	ALTO ON/OFF	X	LOW	X	SCENE 6
2b	F1	LED DOWNLIGHTS	DMV	277 78W	MANUAL ON/OFF	X	LOW	X	GFF
3c	F10	COVE LIGHTS	DMV	277 1500-3000	MANUAL ON/OFF	X	OFF	X	GFF
4d	F9	EMBLEM	DMV	277 100W	MANUAL ON/OFF	X	LOW	X	GFF
SHADES									
1x	SHEER	RAISED/Lowered	X	N/A		OPEN	CLOSE	OPEN	OPEN
2y	BLACK OUT	RAISED/Lowered	X	N/A					

		1 ACTUAL LIGHT LEVELS TO BE DETERMINED IN FIELD WITH OWNER		
		2 ACTUAL SCENES MAY BE REVISED BY OWNER		
		3 RS232 INTERFACE WITH AV SYSTEM FOR OVERALL CONTROL OF PROJECTOR/SCREENS/SOUND ETC.		

Courts Building - 5151 Gleason Dr.  
County Building - 5149 Gleason Dr.  
Dublin, CA 94568



For total OS control with lengths of less than 500T (153 nm), use Luron cable GRX-CBL-346S (4 Conductor Non-Plenum) or GRX-CP-346S (4 Conductor Plenum), use 24T8 AWC (1.0 mm) and 1 Eichen 19616. For total OS control with lengths of up to 2,000 ft, use GRX-CBL-46L (total OS control with length MOST NOT exceed 2,000 ft (600 m).

[illegible]

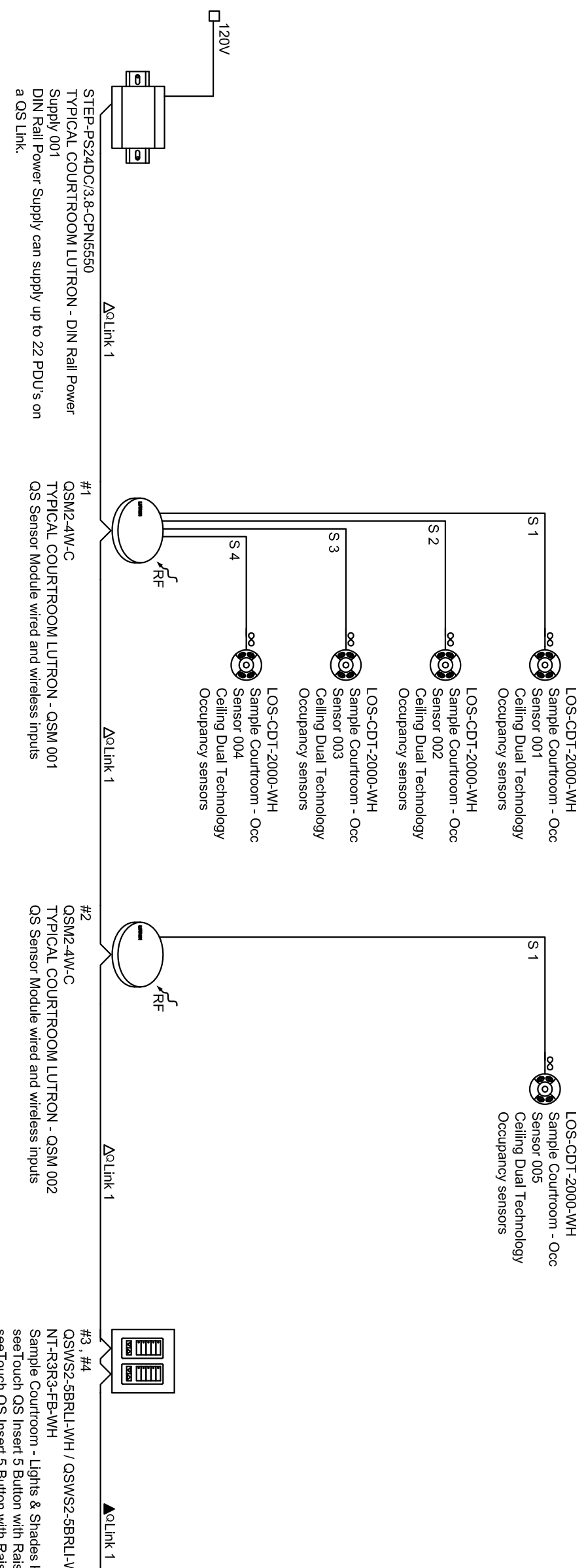
**DMA Cable**  
DMA Link wiring requires one Belden #19729 (Non-Plenum) or one Belden #189729 (Plenum) or Dura Flex 2214 WA cable.

DMIX Link wiring requires one Belden #9729 (Non-Plenum) or one Belden #89729 (Plenum) or Dura Flex 2214 WA cable

on a different loop than the one shown, Lutron needs to be notified. This information is important for programming the system.

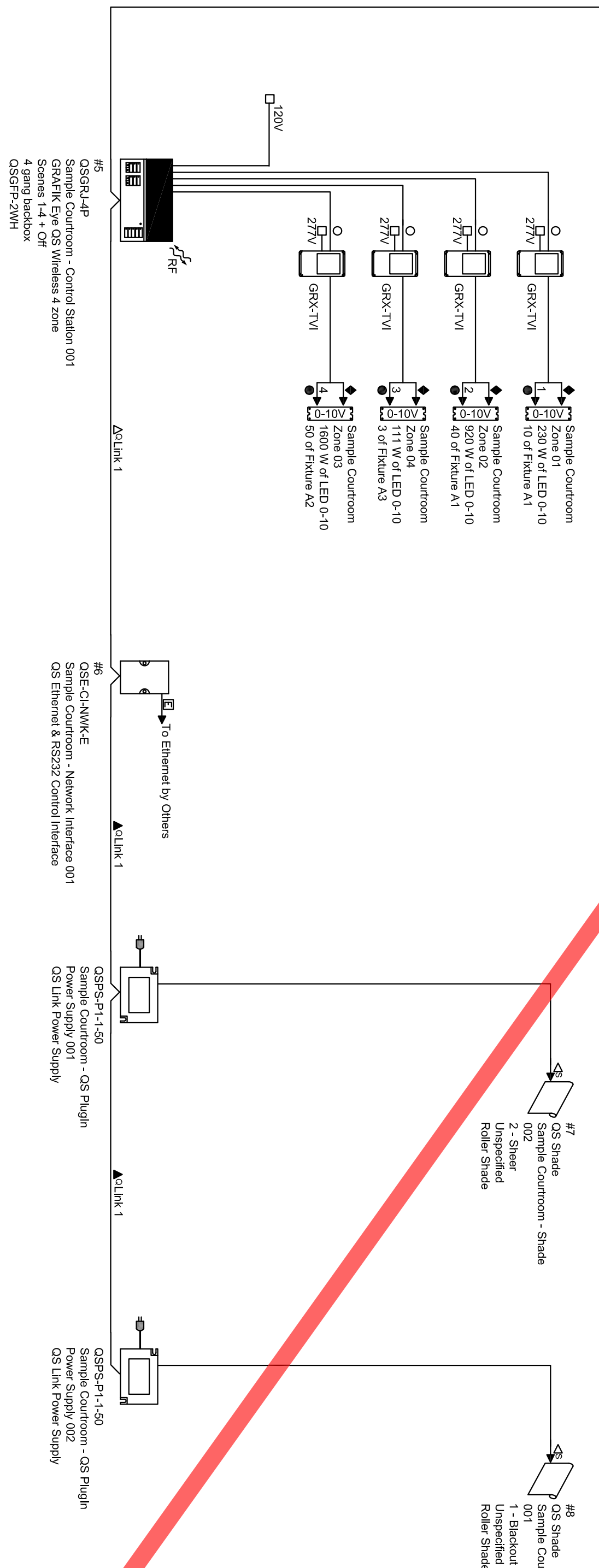
Use Lutron cable C-CELL-216-6SR1 (2x16 Conductor Non-Plenum) or C-PCB-216-CL-1 (2x16 Conductor Plenum based).

Area	Area	max. Loop Length
#18 AWG (1.0 sq mm)	550 ft (167m)	
#16 AWG (1.5 sq mm)	900 ft (274m)	
#14 AWG (2.5 sq mm)	1,400 ft (426 m)	
#12 AWG (4 sq mm)	2,200 ft (670m)	

[illegible]

- [illegible]

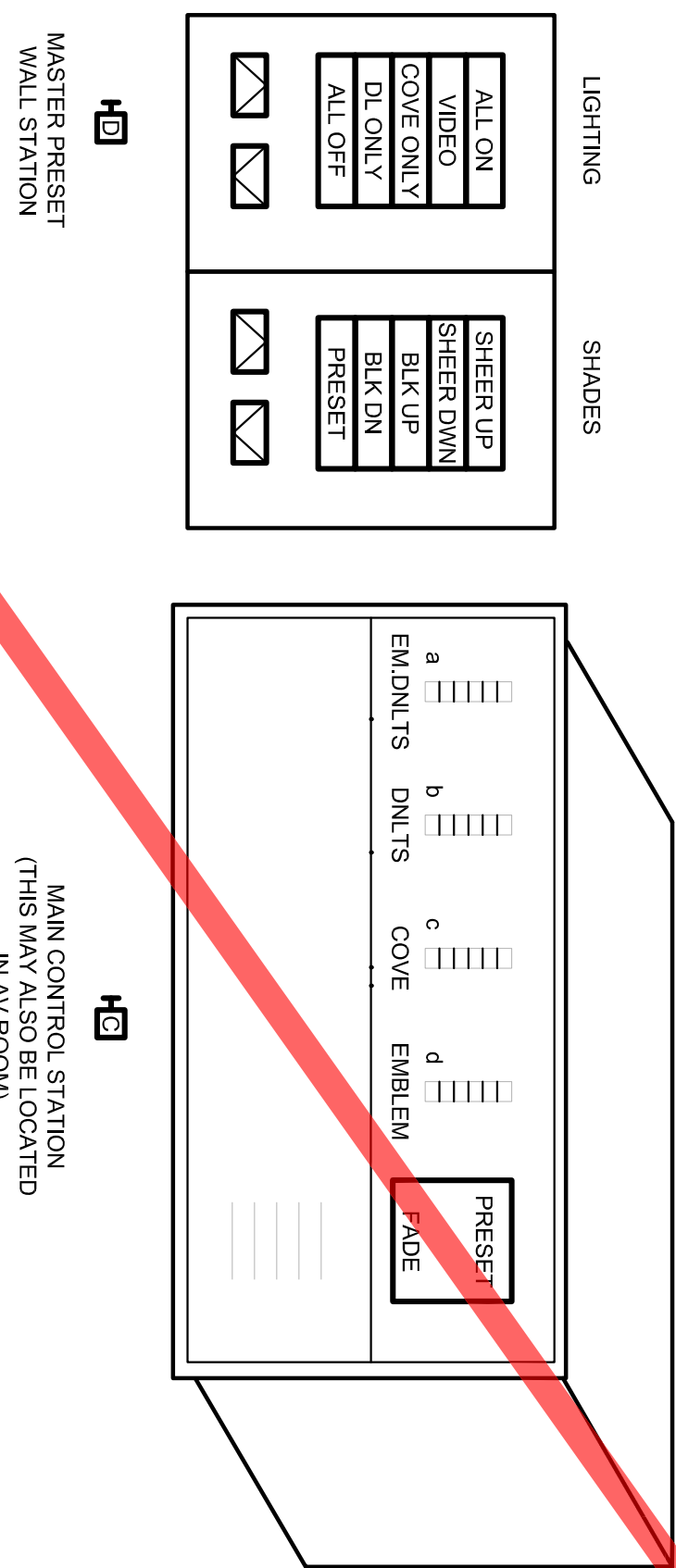
**C LIGHTING CONTROL**  
**E2210 SINGLE LINE - LUTRON**



COURTROOM LIGHTING MATRIX														
		SAMPLE SCENE SETUP												
LIGHTING			SCENE 1		SCENE 2		SCENE 3		SCENE 4		SCENE 5		SCENE 6	
INDICATOR	FAILURE	DESCRIPTION	CONTROL	VOL	TOGGLE	LOAD	OCCUPANCY	SENSOR	SCENE 1	SCENE 2	SCENE 3	SCENE 4	SCENE 5	SCENE 6
1a	1a	LED DOWN LIGHTS (EMG)	DM	277 220W	AUTO ON/OFF		KLIN	ON/OFF	KLIN	ON/OFF	KLIN	ON/OFF	KLIN	ON/OFF
2a	2a	LED DOWN LIGHTS	DM	277 780W	MANUAL ON/OFF		LOW	X	LOW	X	LOW	X	LOW	OFF
3c	3c	COVE LIGHTS	DM	277 1500-3000	MANUAL ON/OFF		X	LOW	X	X	X	X	X	OFF
4d	4d	EMBLEM	DM	277 100W	MANUAL ON/OFF		X	LOW	X	X	X	X	X	OFF
SHADES														
1x	1x	SHEER	RAISED 120/15V	X		NA		OPEN	CLOSE	OPEN	OPEN			
2y	2y	BLACK OUT	RAISED 120/15V	X		NA								
NOTES:														
1 ACTUAL LIGHT LEVELS TO BE DETERMINED IN FIELD WITH OWNER.														
2 ACTUAL SCENES MAY BE REVISED BY OWNER.														
3 RE322 INTERFACE WITH A/V SYSTEM FOR OVERALL CONTROL OF PROJECTORS/SCREENS/SOUND ETC.														

[illegible]

**WALL BOX CONTROLLERS**  
**COURT ROOM**



## COURT ROOM LIGHTING CONTROL





Warning: It is a violation of the law for any person, unless acting under the direction of a licensed architect, to alter an item in any way. If an item in this document is altered, the altering architect, if other than the architect of record, shall affix to the item the signature and the date of such alteration, and the specific description of the alteration.

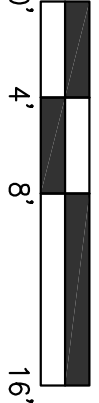




Warning: It is a violation of the law for any person, unless acting under the direction of a licensed architect, to alter an item in any way. If an item in this document is altered, the altering architect, if other than the architect of record, shall affix to the item the seal and the notation "altered by" followed by the signature and the date of such alteration, and the specific description of the alteration.

1  
LEVEL 1 LIGHTING PLAN - AREA A

SCALE: 1/8" = 1'-0"



GENERAL SHEET NOTES

1. ALL NORMAL LIGHTING CIRCUITS SHALL BE FED FROM PANEL E1E UNLESS OTHERWISE NOTED.
2. ALL EMERGENCY/EGRESS LIGHTING CIRCUITS SHALL BE FED FROM PANEL E1E UNLESS OTHERWISE NOTED.
3. ALL STANDBY LIGHTING CIRCUITS SHALL BE FED FROM PANEL SBH2 UNLESS OTHERWISE NOTED.

NUMBERED SHEET NOTES

1. LOW VOLTAGE ENTRY SWITCH WITH SEQUENCE CONTROLLER ON ONLY, REFERENCE E0004.
2. SURFACE MOUNT FIXTURES TO STRIP WALL, CEILING MEMBERS ABOVE.
3. MASTER SECURE HOLDING SWITCH, ONE BUTTON FOR EACH FLOOR REFERENCE.
4. PROVIDE DIMMING RE-STRIP MODULE FOR PERIMETER F20 FIXTURES.

EAST COUNTY HALL OF JUSTICE


Courts Building - 5151 Gleason Dr.  
County Building - 5149 Gleason Dr.  
Dublin, CA 94568

CONSULTANT  
**The Engineering Enterprise**  
Consulting Engineers  
1305 SAKURA VILLAGE DRIVE # 100  
ALAMOSA, CA 94501-1122  
(415) 769-1900  
JOB #140095

**McGraw-Hill Construction**  
1221 AVENUE OF THE STARS  
SUITE 500  
FORT LEE, NJ 07024  
(201) 261-1000  
WWW.MCGRAW-HILL.COM


**FENTRESS**  
ARCHITECTS  
1400  
**HENSEL PHELPS**  
Plan. Build. Manage.

CONTRACT DOCUMENTS  
FENTRESS ARCHITECTS



STAMP

NO.	ISSUED FOR	DATE
1	DP-3	10/22/2014
2	50% CD	12/02/2014
5	DP-4	02/10/2015
6	DP-4 RESEP 1	03/27/2015



E3111