



YEAR FIVE STATUS UPDATE

JULY 1, 2015 – JUNE 30, 2016

PUBLIC SAFETY REALIGNMENT IN ALAMEDA COUNTY

Public Protection Committee

October 13, 2016

Neola Crosby, Reentry Coordinator
Presenter

FOCUS AREAS

- Allocations/Expenditures
- Program
 - ❖ Outcomes/Results-based Accountability (RBA)
 - ❖ Status Updates

FY 15/16 ALLOCATION

- 50% (\$17.3M) of base allocation to CBOs
- Government allocation determined by Auditor/CAO



ALLOCATION/EXPENDITURE

TOTAL FY 15/16

To be reconciled with
the County Auditor's
Office

ALLOCATIONS

FY 15/16

Community Services:

❖ Behavioral Health Care Services (Mental Health/Substance)	\$ 2.0M
❖ Community Capacity Fund	\$ 3.0M
❖ Case Management	\$ 1.0M
❖ Education	\$ 1.0M
❖ Employment	\$ 5.3M*

*Includes initial allocation of \$3M, plus additional allocations to cover increases in services

ALLOCATIONS

FY 15/16

Community Services (continued):

❖ For Us By Us	\$ 1.0M
❖ Housing	\$.6M
❖ Innovations in Reentry	\$ 1.0M
❖ Pre-Trial/Early Intervention Court	\$ 1.7M
❖ Transition/Day Reporting Center	\$ 3.8M*

*Includes allocations for programmatic and operational costs

TOTAL: \$20.4 million

ALLOCATIONS

FY 15/16

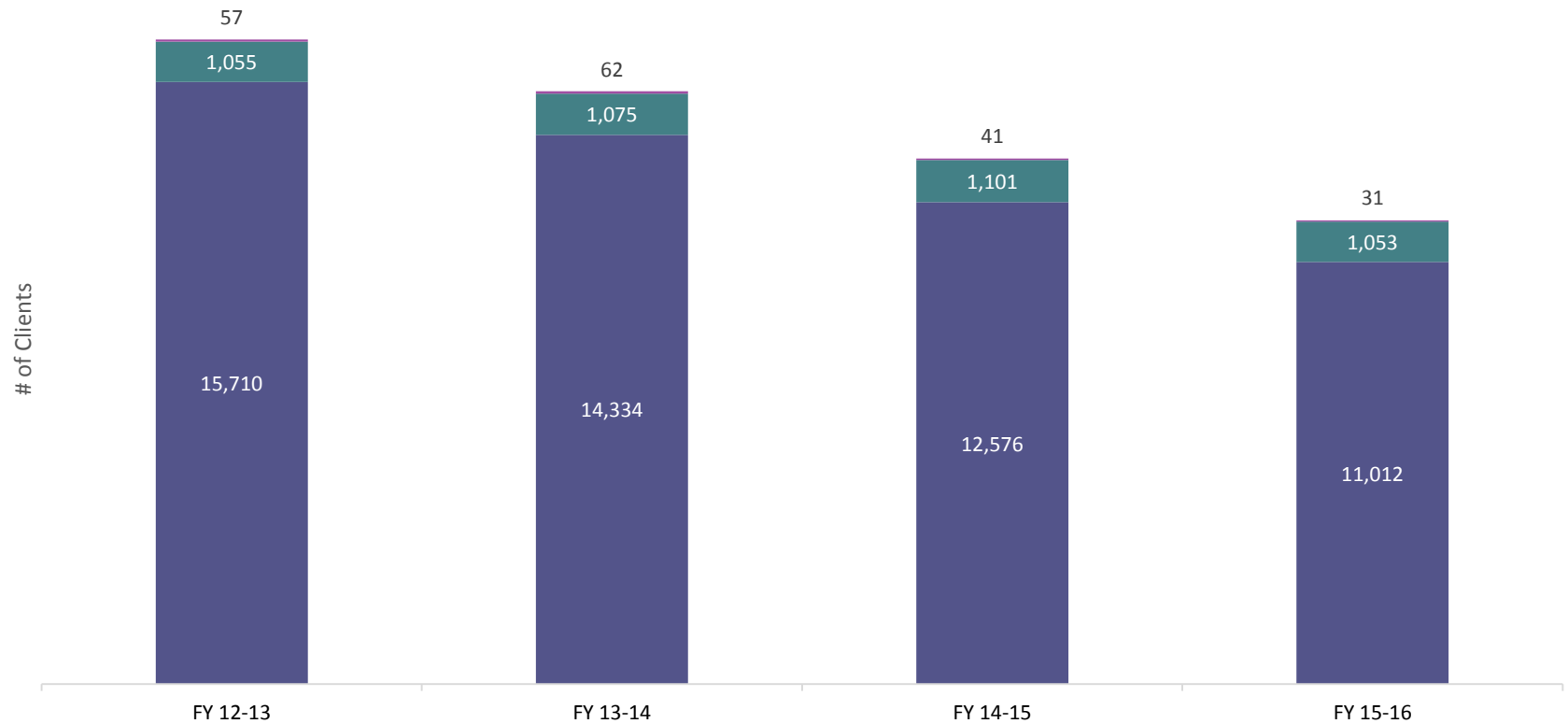
❖ Sheriff's Office	\$18.5M
❖ Probation Department	\$ 3.2M
❖ District Attorney	\$ 1.3M
❖ Public Defender	\$ 1.3M

Total: \$24.3 million

PROBATION POPULATION

Clients Active on Probation

■ Formal Probation ■ PRCS ■ Mandatory Supervision



RECIDIVISM

RECIDIVISM BSCC DEFINITION

Released: November 2014

Adult Recidivism Definition

Recidivism is defined as conviction of a new felony or misdemeanor committed within three years of release from custody or committed within three years of placement on supervision for a previous criminal conviction.

RECIDIVISM

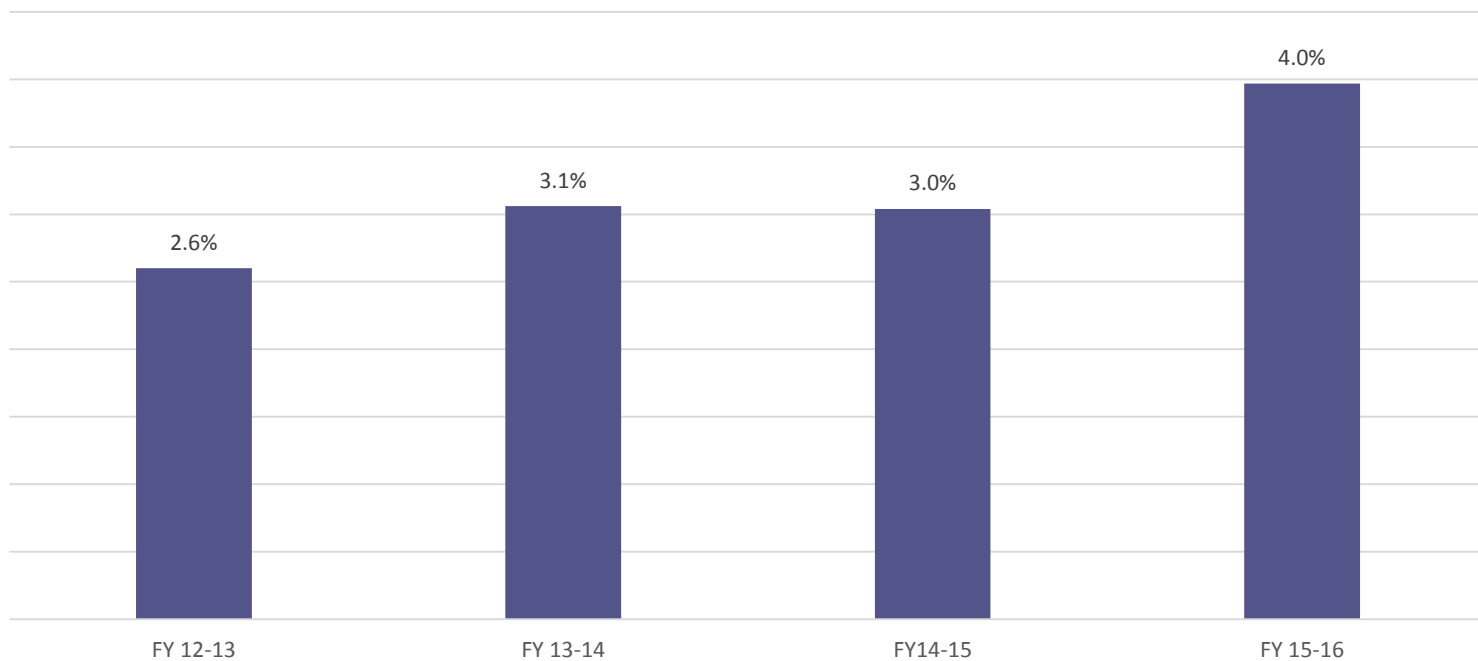
BSCC DEFINITION

<u>Type</u>	<u>Rate</u>
■ New Convictions	20.3%
Other Benchmarks:	
■ Petitions filed by DA	20.4%
■ Petitions filed by Probation	5.9%

Note: Based upon calendar year 2015

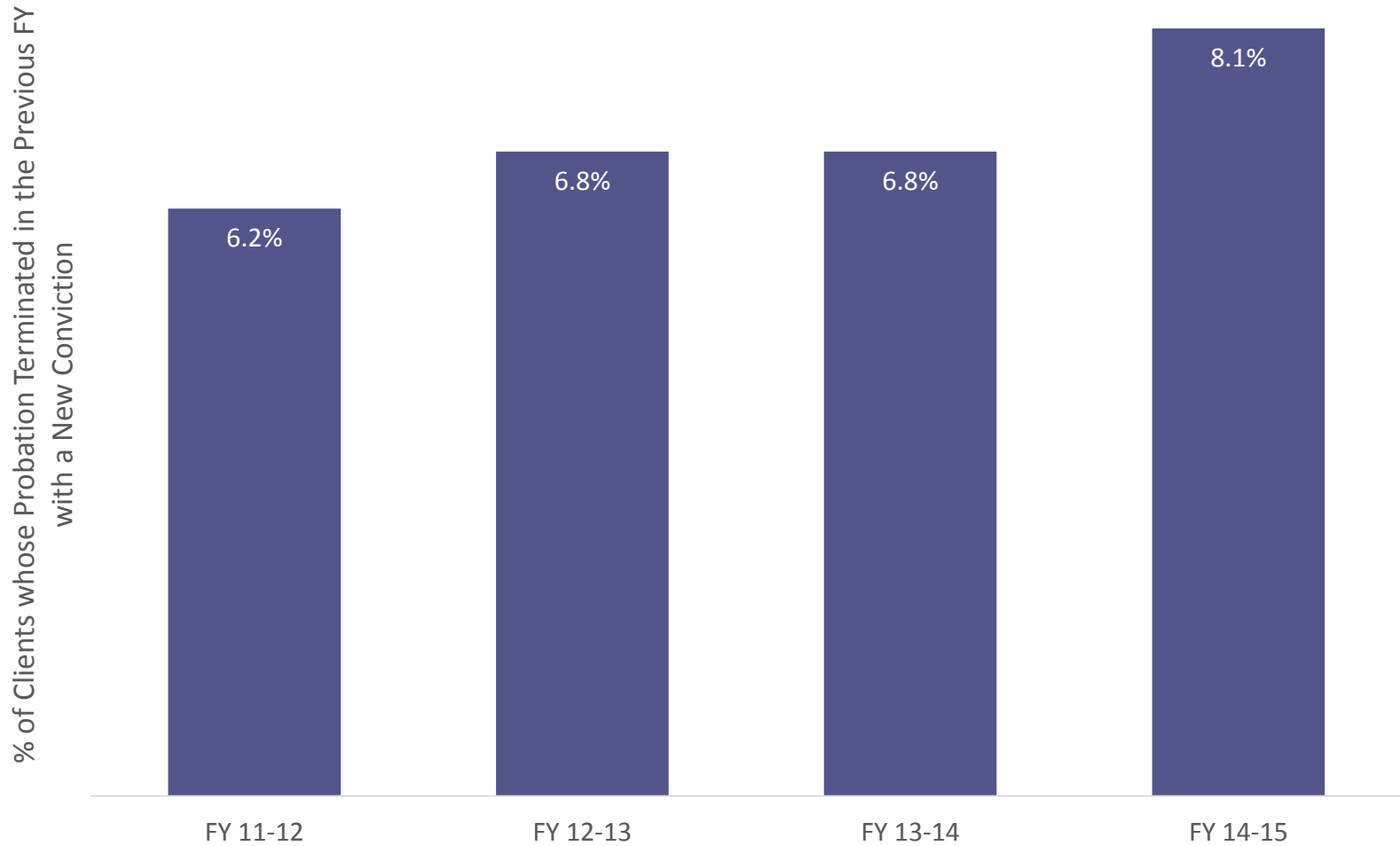
RECIDIVISM ALAMEDA COUNTY

Active Clients with a New Conviction in Fiscal Year



Note: Alameda County convictions, only

New Conviction One Year After Termination of Probation



Note: Alameda County convictions, only

CLIENTS SERVED

Who received services, by category?

What are the outcomes?

- ❖ Employment
- ❖ Housing
- ❖ Substance Use Services



EMPLOYMENT

Employment Service Benchmarks Comparison of FY 14-15 and FY 15-16

<i>Agency</i>	<i>FY</i>	<i>*Referred</i>	<i>Enrolled/ Assessed</i>	<i>Subsidized Employment</i>	<i>Unsubsidized Employment</i>	<i>30-day job retention</i>	<i>90-day job retention</i>	<i>180-day job retention</i>
ACTS	2014 2015	55	45	4	19	4	1	0
	2015 2016	164	133	6	24	8	3	1
Change in %		198%	196%	50%	26%	100%	200%	100%
BOSS	2014 2015	155	111	87	33	22	9	6
	2015 2016	519	230	219	113	98	66	37
% Change		235%	107%	152%	242%	345%	633%	517%

EMPLOYMENT CONTINUED

<i>Agency</i>	<i>FY</i>	<i>*Referred</i>	<i>Enrolled/ Assessed</i>	<i>Subsidized Employment</i>	<i>Unsubsidized Employment</i>	<i>30-day job retention</i>	<i>90-day job retention</i>	<i>180-day job retention</i>
<i>CEO</i>	<i>2014 2015</i>	124	73	57	18	7	4	0
	<i>2015 2016</i>	152	63	51	21	19	10	8
<i>Change in %</i>		23%	-14%	-11%	17%	171%	150%	100%
<i>PIC</i>	<i>2014 2015</i>	63	30	16	9	5	3	1
	<i>2015 2016</i>	194	83	40	24	19	10	6
<i>Change in %</i>		208%	177%	150%	167%	280%	233%	500%

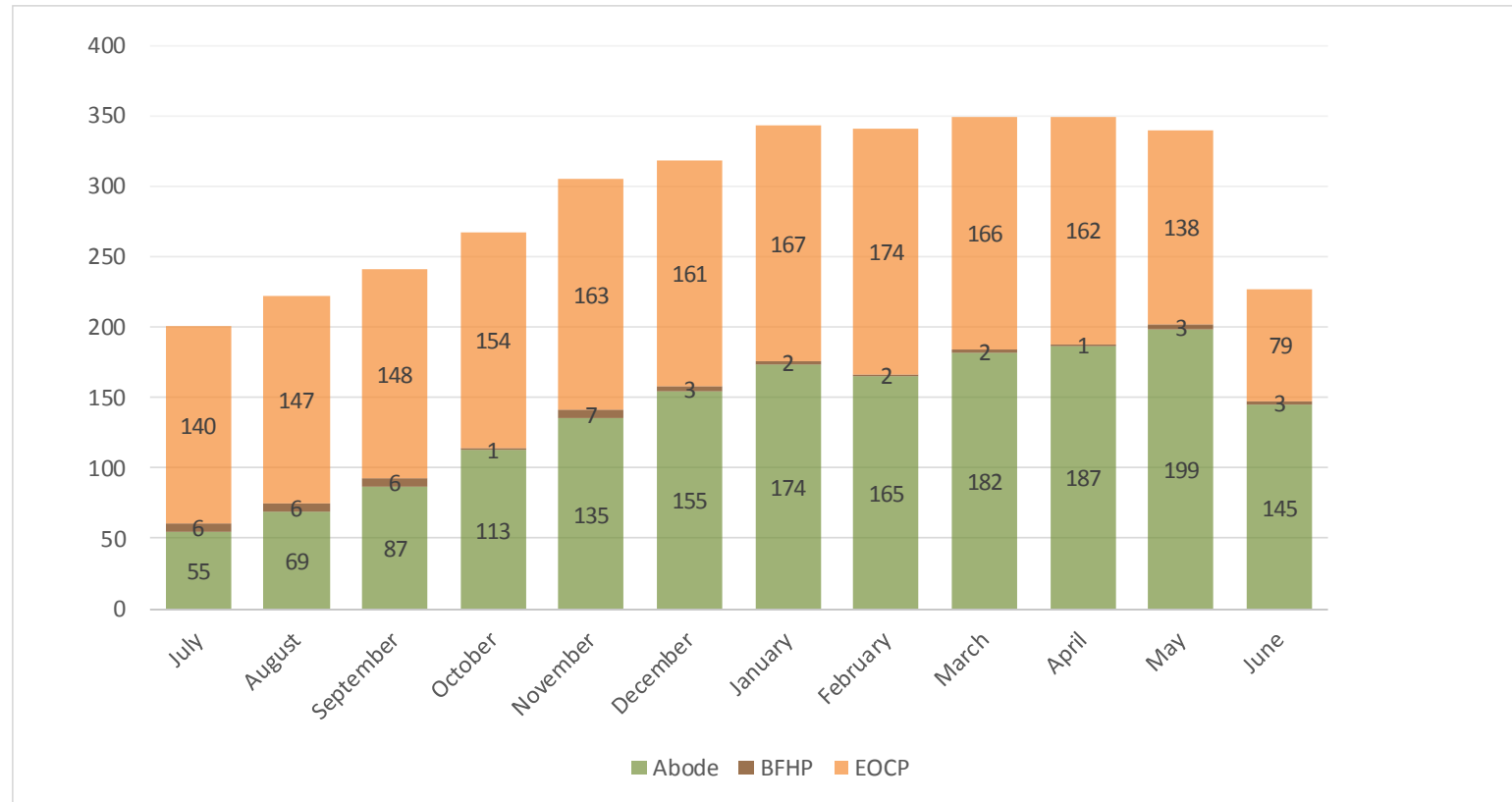
EMPLOYMENT TOTALS

		<i>*Referred</i>	<i>Enrolled/ Assessed</i>	<i>Subsidized Employment</i>	<i>Unsubsidized Employment</i>	<i>30-day job retention</i>	<i>90-day job retention</i>	<i>180-day job retention</i>
Totals	FY 14-15	397	259	164	79	38	17	7
Totals	FY 15-16	1029	509	316	182	144	89	52
Change in %		159%	97%	93%	130%	279%	424%	643%

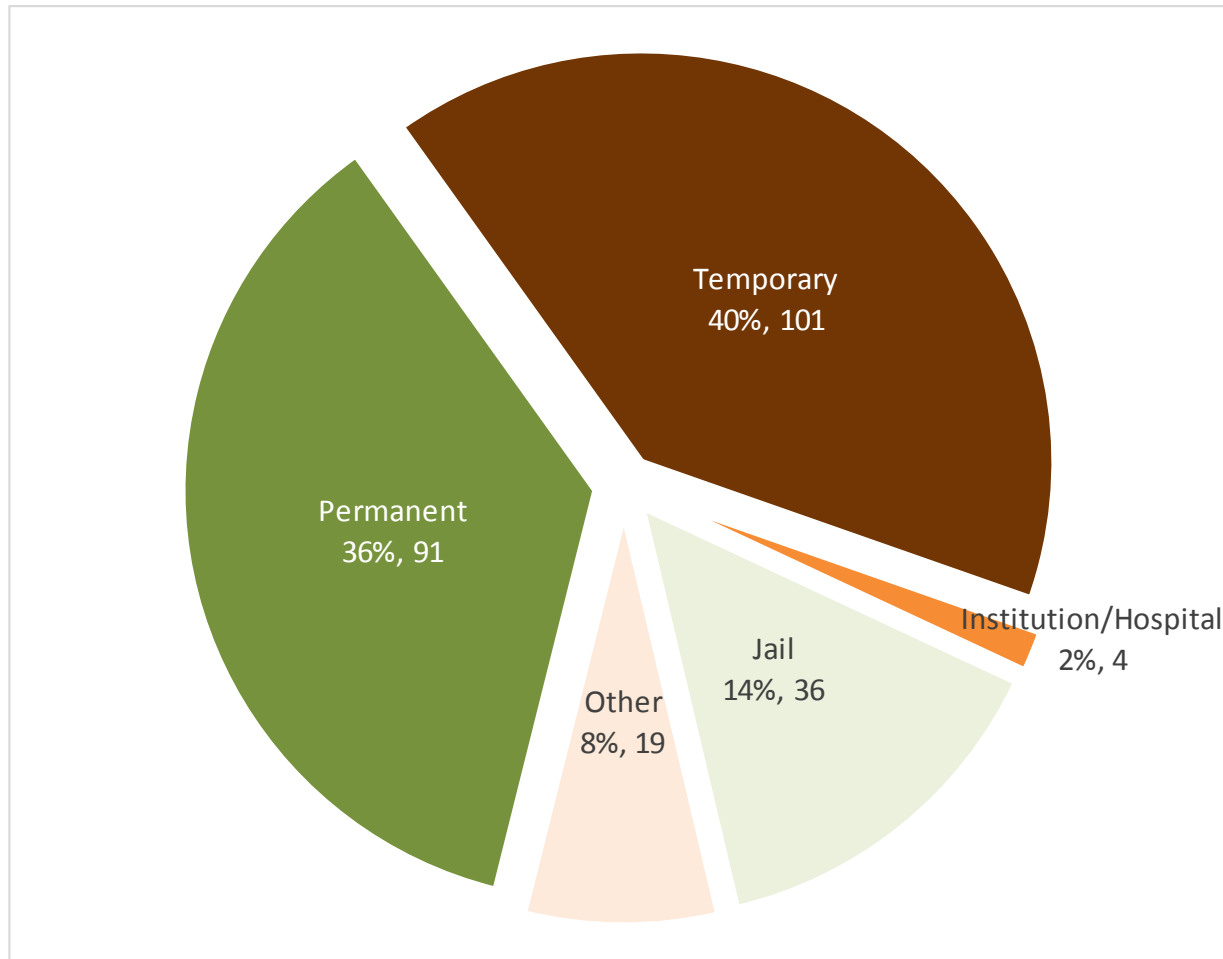
HOUSING

	August 2012 to June 2013	July 2013 to June 2014	July 2014 to June 2015	July 2015 to June 2016	<i>Percent Change FY 14/15 to FY 15/16</i>
Referrals	123	154	266	432	62%
Enrollments	97	144	167	335	101%
Total Served	97	144	280	451	61%

Number of Realignment Housing Program Participants served by Agency: FY 15/16



Realignment Housing Program: Exits by Destination Types: FY 15/16



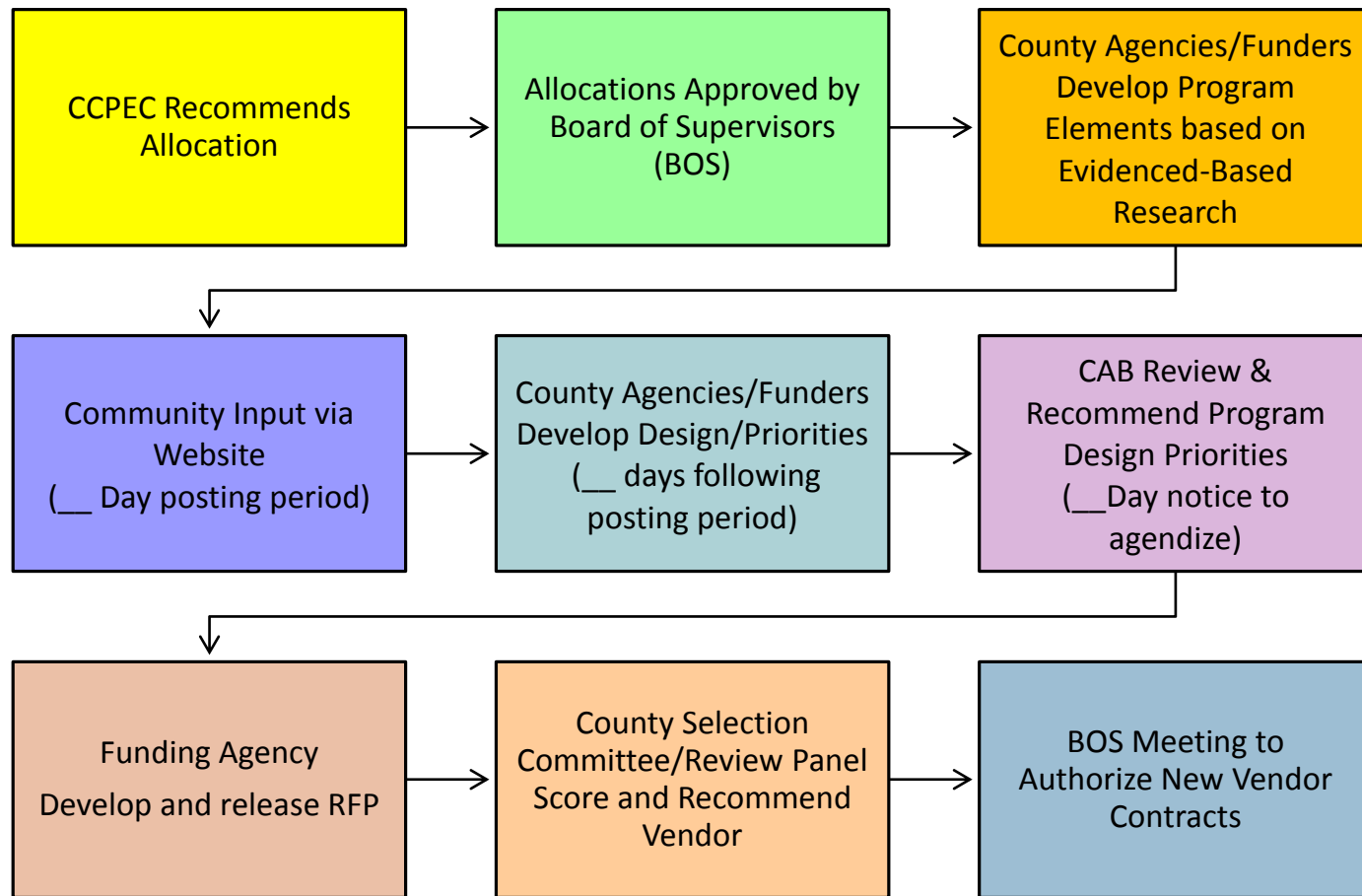
SUBSTANCE USE SERVICES

SERVICE Category (Out of Custody SUD Treatment)	# of Clients	# of Clients	Percent Change Year 4 to Year 5
	FY 14/15	FY 15-16	
Detox/Sobering Station	68	127	46%
Residential/Recovery Residences	58	126	54%
Outpatient Drug-Free (Outpatient Group and Individual Sessions, and Assessment and Care Management)	128	215	40%
Narcotic Treatment Programs (Dosing and Counseling)	47	104	55%
Total with duplications	301	572	47%
Total unduplicated	280	439	36%

EXPENDITURES, OUTCOMES AND/OR STATUS REPORTS FOR THE FOLLOWING:

- Probation Services
- Realignment Evaluation
- Public Defender's Office Clean Slate, Social Worker Initiatives & Revocations
- District Attorney Revocations and Services
- Sheriff's In-Custody Services
- BHCS Mental Health/Substance Use Services
- BHCS Innovations in Reentry
- Transition Day Reporting Center

COMMUNITY ENGAGEMENT PROCESS



PROBATION DEPARTMENT - CONTRACTING

- In August 2015, established a “Design Team”
- During Year 5, Released:
 - ❖ Four (4) Requests for Proposals (RFPs);
 - ❖ Two (2) Requests for Applications (RFA) for the two rounds of the CCF Planning Grants; and
 - ❖ One (1) RFA to hire two CCF Technical Assistance Providers.
- Developed scopes of services for the seven (7) categories of funding

COMMUNITY CAPACITY FUND

Technical Assistant Providers

- Hatchuel Tabernik and Associates (HTA) & Jeweld Legacy Group

Planning Phase

- Grant Amounts: \$5,000 per agency
- Rounds 1 & 2: 87 Vendors Funded

COMMUNITY CAPACITY FUND

Implementation Phase

- **Purpose:** To Implement the Capacity Building Plans
- **RFP Round 1 Released:** July 29, 2016
- **Funding Amounts:** Based Upon Annual Operating Budget

**55 proposals received; interviews scheduled
October 11-13**

Round One Community Capacity Fund Implementation Applicants by City

City	Total Applied
Berkeley	8
Fremont	2
Hayward	3
Livermore	1
Oakland	36
San Leandro	5
Total	55

RFP UPDATE

STATUS UPDATE:

Education - \$1 million

- RFP Completed
- Contract In Progress

Employment - \$3 million

- RFP Completed
- Contract in Progress

RFP UPDATE

Case Management - \$1 million

- RFP Released: 5/18/16
- RFP to be Re-Issued: TBD

Pre-Trial Services - \$1.7 million

- RFP Release Date – 10/7/16

RFP UPDATE

“FOR US BY US” - \$1 million

- Community Engagement
- Seven meetings with community advocates and numerous conversations
- Final Community Goals/Input Received: June 2016
- RFP Release Date: 10/7/16

Client Services by District

	Totals
District 1	50
District 2	137
District 3	203
District 4	269
District 5	175
Other	173
Total Unduplicated Clients (Probation referrals)	1,007
Total Referral count by Provider (Duplicated)	2,684



Questions & Answers